

No. 883,761.

PATENTED APR. 7, 1908.

J. W. & R. F. TAYLOR.

GLOVE.

APPLICATION FILED JAN. 3, 1908.

2 SHEETS—SHEET 1.

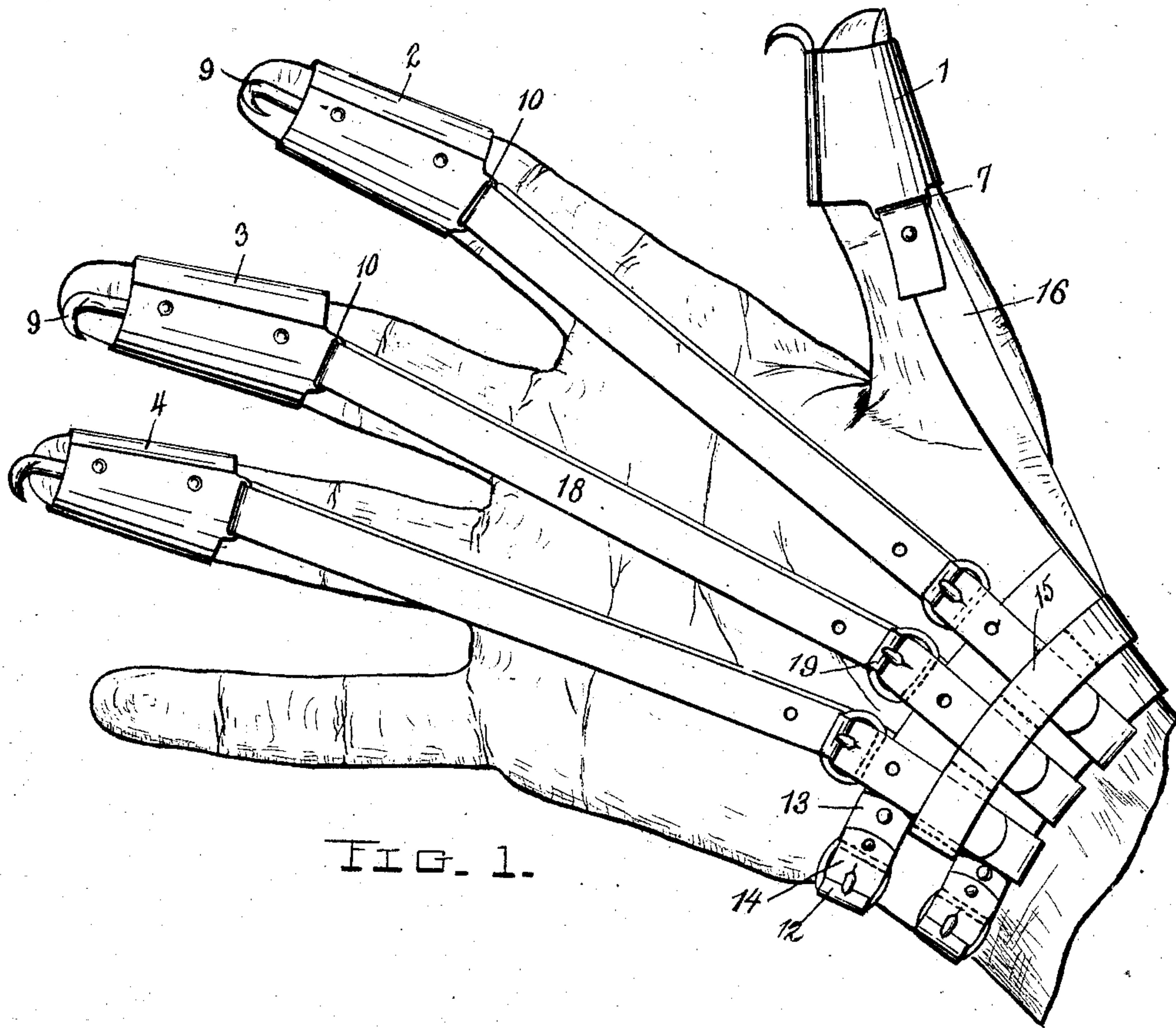


FIG. 1.

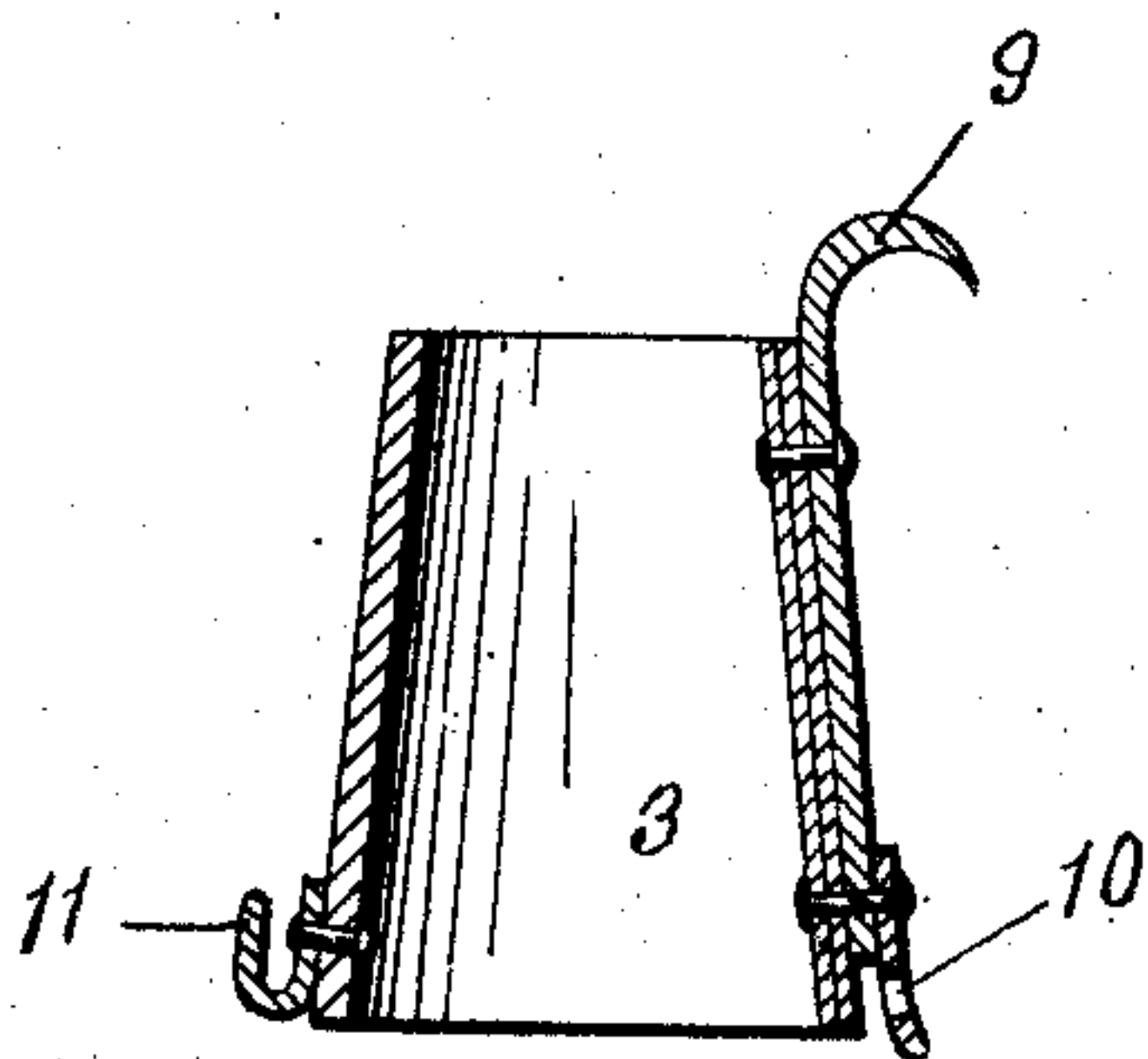


FIG. 5.

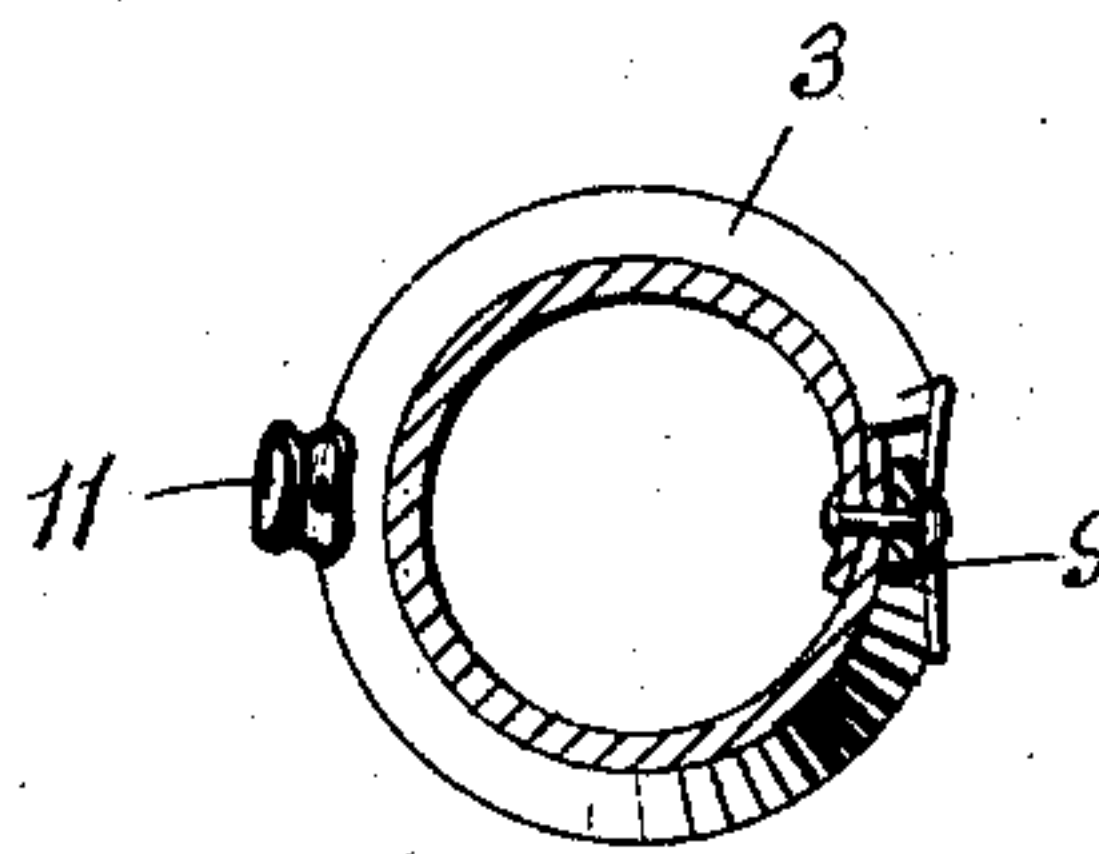


FIG. 6.

Witnesses

Char. J. Jennings.
Mr. L. Skinner.

J. W. Taylor
R. F. Taylor
By Watson E. Coleman
Inventors
Attorney

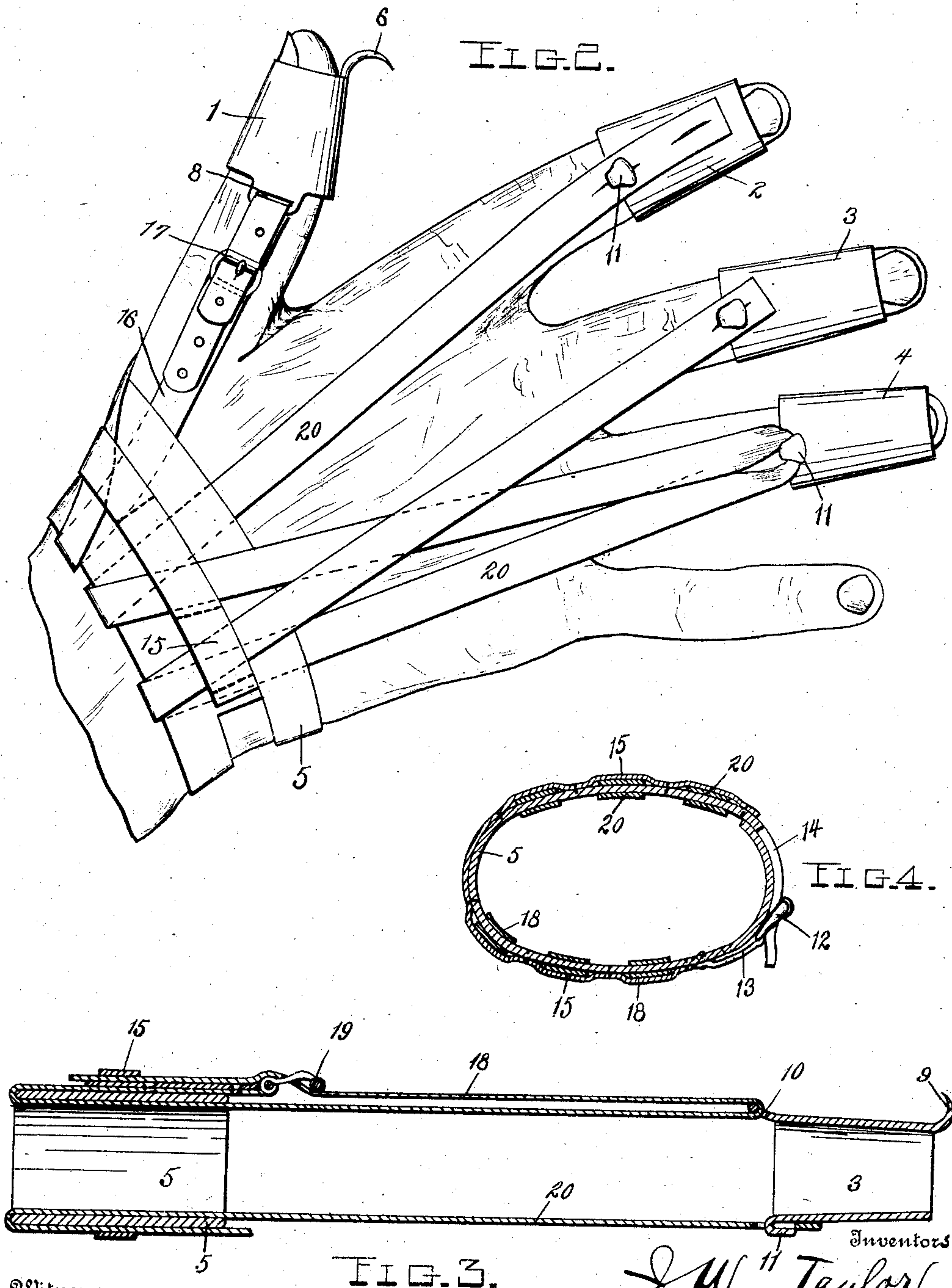
No. 883,761.

PATENTED APR. 7, 1908.

J. W. & R. F. TAYLOR.
GLOVE.

APPLICATION FILED JAN. 3, 1908.

2 SHEETS—SHEET 2.



Witnesses

Chas. J. Jennings.
M. L. Skinner

FIG. 3.

By

J. W. Taylor
R. F. Taylor
Watson E. Coleman Attorney

Inventors

UNITED STATES PATENT OFFICE.

JOHN W. TAYLOR AND ROBERT F. TAYLOR, OF BURNS, TENNESSEE.

GLOVE.

No. 883,761.

Specification of Letters Patent.

Patented April 7, 1908.

Application filed January 3, 1908. Serial No. 409,128.

To all whom it may concern:

Be it known that we, JOHN W. TAYLOR and ROBERT F. TAYLOR, citizens of the United States, residing at Burns, in the county of Dickson and State of Tennessee, have invented certain new and useful Improvements in Gloves, of which the following is a specification, reference being had to the accompanying drawings.

Our invention relates to improvements in gloves or similar devices to be worn upon the hands to assist expressmen in handling boxes and packages, by linemen to assist them in climbing telephone or telegraph poles and for similar purposes.

One object of the invention is to provide a simple and practical device of this character by means of which a secure grip may be easily had upon any article or object, and which will protect the hand and enable a much surer grip to be had than with the naked hand.

Another object of the invention is to provide a device of this character which may be worn upon the naked hand or over an ordinary glove and which may be quickly and easily applied or removed and readily adjusted to fit the hand.

With the above and other objects in view, the invention consists of the novel features of construction and the combination and arrangement of parts hereinafter described and claimed, and illustrated in the accompanying drawings, in which

Figures 1 and 2 are views of the front and back of the device showing it applied; Fig. 3 is a longitudinal section through the device; Fig. 4 is a transverse section through the wrist band; and Figs. 5 and 6 are longitudinal and transverse sectional views respectively through a modified form of thimble.

The preferred embodiment of our invention comprises four spur carrying thimbles 1, 2, 3, 4, to be worn upon the thumb and first three fingers of the hands and to be adjustably connected by straps to a wrist band 5. All of the thimbles are tapered and the one for the thumb is provided with a hook-shaped spur 6, arranged upon its front adjacent to its outer end, and two eyes 7, 8 arranged adjacent to the inner end of said thimble upon its opposite sides. Each of the thimbles 2, 3, 4, is provided with a similar hook-shaped spur 9 which is arranged at the outer end of the front of the thimble and projects beyond said outer end so that the

finger end may engage the curved back face of the hook or spur. Said thimbles 2, 3, 4, are adapted to extend over the second joints of the first three fingers and upon the inner end of each of them, at the front, is an eye 10 and at the back a hook or headed projection 11. Each of the thimbles is preferably made from a single piece of sheet metal as shown in the first three figures of the drawings but they may be otherwise constructed and if desired they may be made as shown in Figs. 5 and 6 in which the spurs, the eyes and the hooks are formed separate from the body portions of the thimbles and united thereto by rivets.

The wrist band 5 is preferably comparatively broad and it is adapted to be adjusted by one or more buckles or the like 12. As shown two of the latter are attached by loops 13 to the outer face of the band a suitable distance from one of its ends and the other end of the latter is notched to form two tongues or straps 14 apertured to receive the tongues of the buckles. The notched end of the band overlaps the other end of the latter so that the flesh of the wrist will not be pinched when the band is tightened. Arranged upon the outer face of the wrist band and extending around the center of the same is a strap which is sewed or otherwise secured at intervals to form a plurality of guide loops 15 adapted to receive the adjusting straps between the wrist band and the thimbles to prevent said straps from shifting on the wrist band.

The thimble 1 for the thumb is preferably adjustably connected to the wrist band by a single strap 16 passed around the wrist band and through one of the guide loops 15 and having one of its ends passed through and secured to the eye 7 on the thimble 1 and its other end passed through the other eye 8 and apertured to receive the tongue of an adjusting buckle 17 secured upon the intermediate portion of said strap. Upon reference to Fig. 2 it will be seen that when the apertured end of the strap 16 is drawn through the buckle 17 said strap will slide through the eye 8, the loop 15 and around the wrist band to draw the thimble 1 down upon the thumb so that it will be held thereon and in its proper position when the apertured end of said strap is engaged with the tongue of the buckle.

Each of the finger thimbles 2, 3, 4, is adjustably connected to the wrist band by a

strap 18 arranged upon the inner side or palm of the hand. This strap passes through one of the eyes 10, around the wrist band, through one of the guide loops 15 on the latter and has its ends adjustably connected by a buckle 19. The straps 18 slide freely through the eyes 10, the loops 15 and around the wrist band so that they may be readily lengthened or shortened by means of the buckles. The last mentioned guide loops 15 also serve as keeper loops for the free ends of the straps 18 as shown in Fig. 1. The finger thimbles 2, 3, 4, are also adjustably connected to the wrist band by a single strap 20 which is arranged upon the back side of the hand. This strap is laced back and forth between the wrist band and the hooks 11 upon the back of the finger thimbles and as shown in Fig. 2 it has one of its ends apertured to engage the hook upon the thimble 3. From this hook the strap extends downwardly through one of the loops 15, then around the wrist band, then upwardly and around the hook on the thimble 4, then downwardly again through another of the guide loops 15, then around the wrist band again and then upwardly, its other end being formed with a series of apertures, one of which is adapted to receive the hook upon the thimble 2 to adjustably secure said end of the strap. It will be understood that the strap 20 may be otherwise laced and that equivalent adjustable connections may be provided between the thimbles and the wrist band upon either the front of the hand, its back, or both.

The construction, use and advantages of the invention will be readily understood. The device may be put to a variety of uses, for example, it may be worn by express and freight men to facilitate handling boxes and packages, it may be worn by linemen to facilitate climbing telegraph and telephone poles and it may be worn by ice men, policemen and others. The device can be worn upon the naked hand or over ordinary gloves. The embodiment of the invention illustrated is designed for use upon the right hand but it will be understood that the devices are to be used upon both hands.

While we have shown and described the preferred embodiment of our invention it will be understood that we do not wish to be limited to the precise construction set forth and that various changes in the form, proportion and minor details may be resorted to without departing from the spirit or sacrificing any of the advantages of the invention.

Having thus described our invention what we claim is:

1. A hand covering of the character described, comprising a wrist band, spur carrying finger thimbles and flexible adjusting straps between the thimbles and wrist band.
2. A hand covering of the character de-

scribed, comprising a wrist band, spur carrying finger thimbles and flexible straps connecting the thimbles and wrist band upon both the front and back of the hand.

3. A hand covering of the character described, comprising a wrist band, spur carrying finger thimbles and adjustable connections between said thimbles and said wrist band.

4. A hand covering of the character described, comprising a wrist band, spur carrying finger thimbles, connecting straps slidably engaged with the thimbles and wrist band, and adjusting buckles uniting the ends of said straps.

5. A hand covering of the character described, comprising a wrist band, spur carrying finger thimbles and a single adjusting strap laced back and forth between the wrist band and said thimbles.

6. A hand covering of the character described, comprising a wrist band, spur carrying finger thimbles, hooks upon the thimbles, guide loops upon the wrist band and a single adjusting strap laced back and forth between the wrist band and thimbles, said strap being passed around the wrist band and through said loops and being engaged with the hooks upon the thimbles.

7. A hand covering of the character described, comprising a wrist band, a spur carrying finger thimble provided with an eye, a loop upon the wrist band, a strap passed through the loop, around the wrist band and through said eye, and a buckle upon one end of the strap to receive the other end of the same.

8. A hand covering of the character described, comprising a wrist band, a finger thimble formed with an eye, an integral spur and an integral hook, said eye and hook being arranged at opposite points at the inner end of the thimble and the spur being hook-shaped and arranged at the outer end of the thimble, and flexible connections between the wrist band and the eye and between the wrist band and the hook.

9. A hand covering of the character described, comprising a wrist band, a spur carrying thimble provided at its inner end at opposite points with eyes, a connecting and adjusting strap slidably engaged with the wrist band and having one end secured to one of said eyes and its other end slidably engaged with the other eye and means for adjustably securing the last mentioned end of the strap.

10. A hand covering of the character described, comprising a wrist band, means for adjusting the same, spur carrying finger thimbles and adjusting straps between the latter and the wrist band.

11. A hand covering of the character described, comprising a broad wrist band notched at one end to provide tongues or straps, buckles arranged upon the band adjacent to its other end and adapted to re-

ceive said tongues or straps, a strap extending around the wrist band and secured thereto at intervals to provide guide loops, spur carrying finger thimbles and adjusting straps 5 connected to the thimbles and passed around the wrist band and through said loops.

12. A hand covering of the character described, comprising a wrist band, a strap extending around the same and secured thereto 10 at intervals to provide guide loops, spur carrying finger thimbles provided with eyes, and adjusting straps passed around the wrist band and through said guide loops and said eyes.

13. A hand covering of the character described, comprising a wrist band, a strap extending around the same and secured thereto at intervals to provide guide loops, spur carrying finger thimbles provided with eyes, 20 hooks upon said thimbles, at points opposite said eyes, adjusting straps passed around the wrist band and through certain of said guide loops and said eyes, and an adjusting strap laced back and forth between the wrist band 25 and thimbles, said strap being engaged with the hooks upon the thimbles and being passed around the wrist band and through certain of said guide loops.

14. A hand covering of the character described, comprising an adjustable wrist band, 30 guide loops upon the latter, a spur carrying thumb thimble provided at opposite points

with eyes, an adjusting strap passed around the wrist band and through one of said loops, one end being attached to one of the eyes and 35 its other end slidably engaged with the other eye, a buckle for securing the last mentioned end of the strap, spur carrying finger thimbles provided with eyes and hooks, the latter being arranged opposite the eyes, adjusting 40 straps passed through the eyes on the finger thimbles, around the wrist band and through certain of said guide loops, buckles uniting the ends of the last mentioned straps, and an adjusting strap laced back and forth between 45 the wrist band and said finger thimbles, said strap being engaged with the hooks on the finger thimbles and passed around the wrist band and through certain of said guide loops.

15. A hand covering of the character described, comprising a wrist band, spur carrying 50 finger thimbles, connecting straps slidably engaged with the thimbles and wrist band and means for adjustably securing the ends of said straps. 55

In testimony whereof we hereunto affix our signatures in the presence of two witnesses.

JOHN W. TAYLOR.
ROBERT F. TAYLOR.

Witnesses:

A. D. CLARK,
J. A. WYATT.