

No. 882,178.

PATENTED MAR. 17, 1908.

L. J. SLOAT.  
PUNCH HOLDER.

APPLICATION FILED FEB. 19, 1907.

Fig. 1.

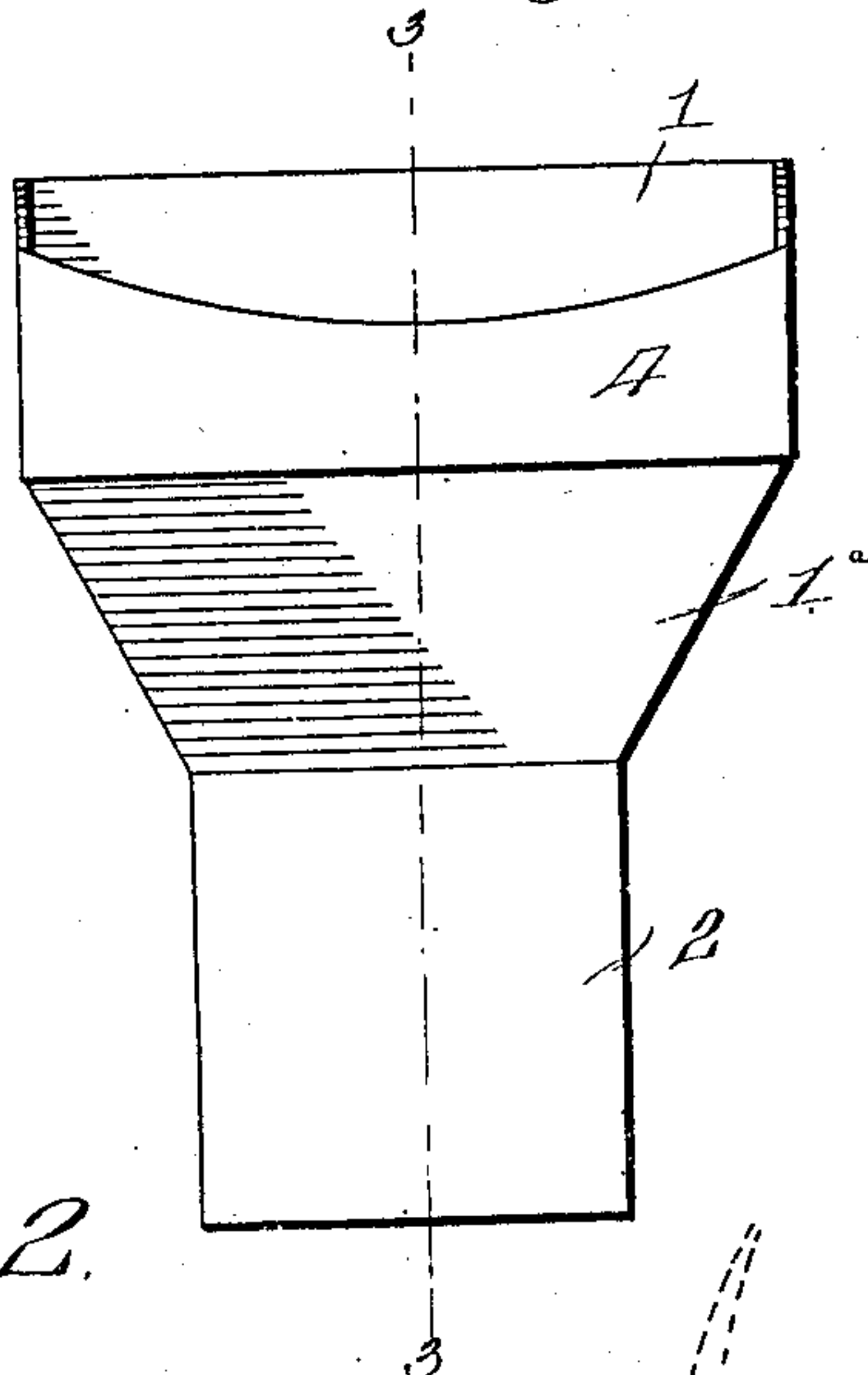


Fig. 2.

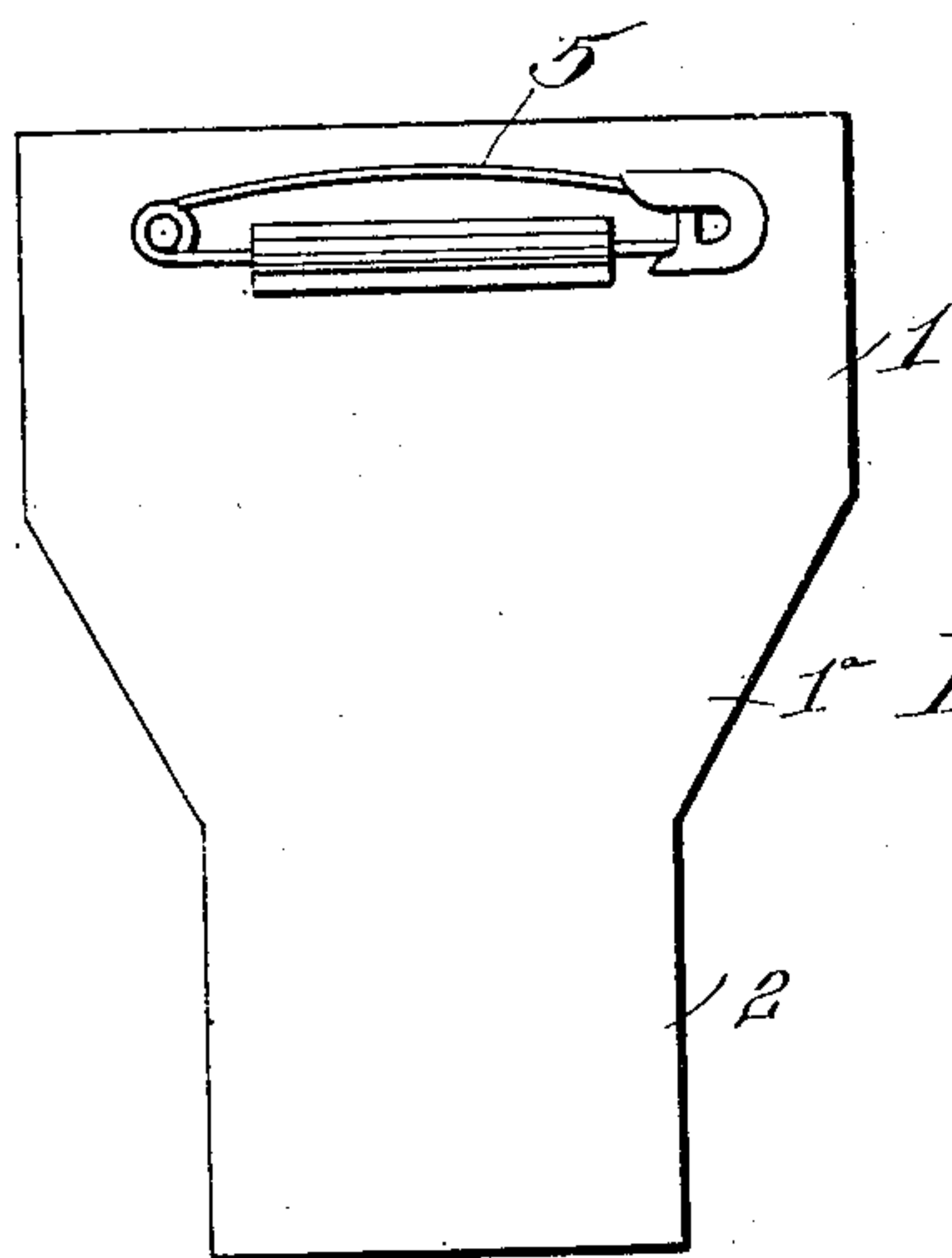


Fig. 3.

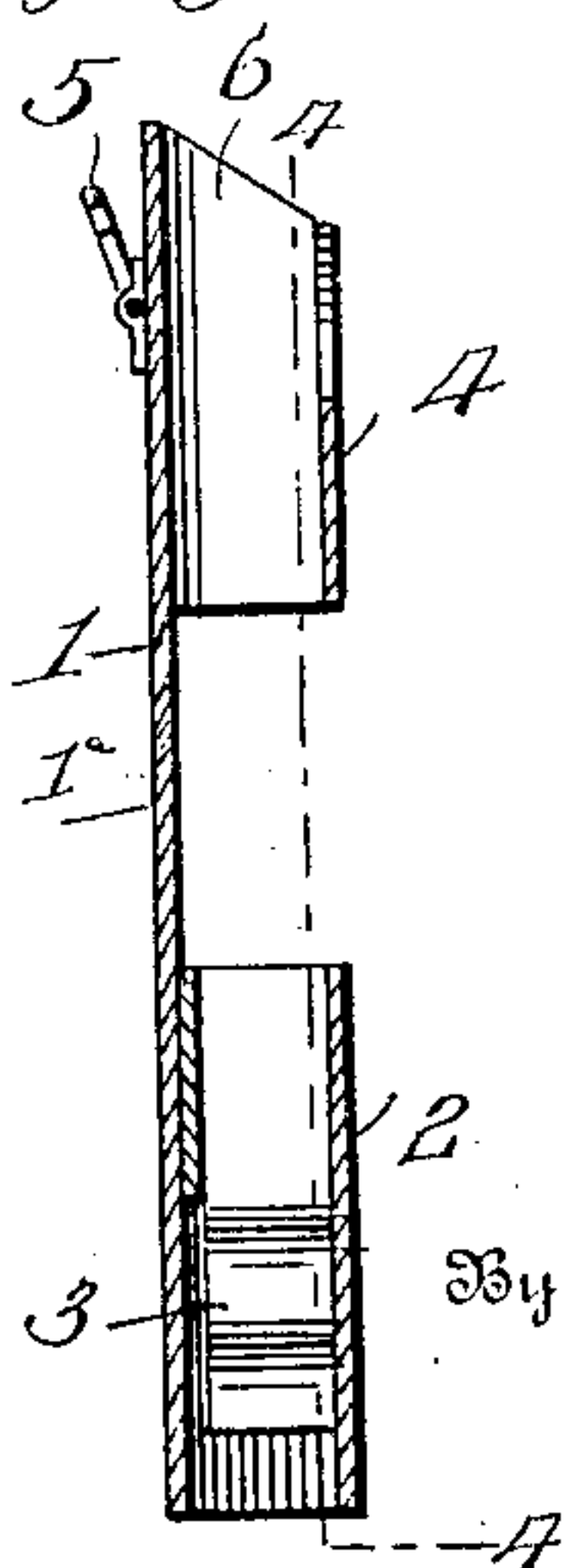
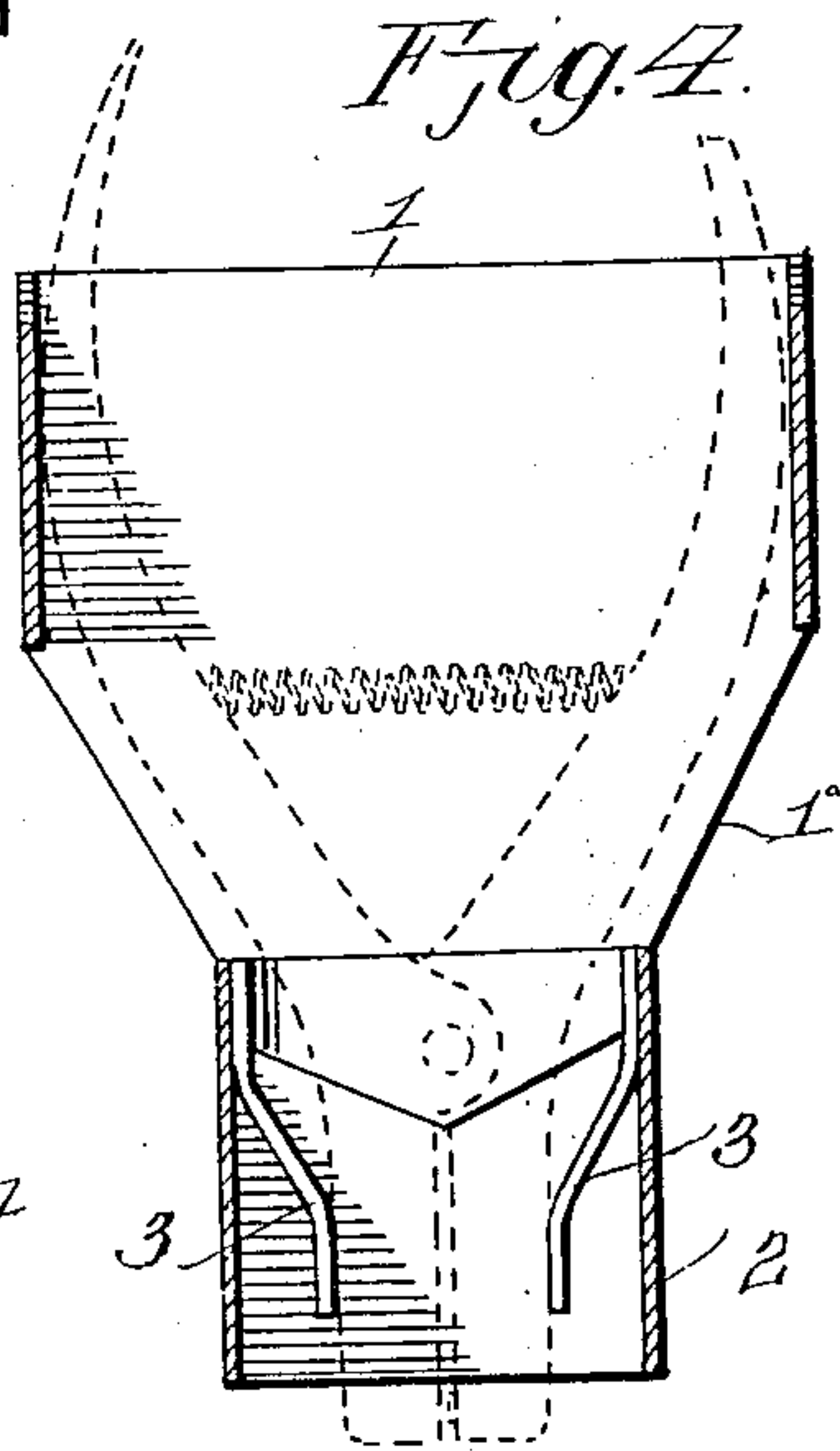


Fig. 4.



Inventor

Louis J. Sloat,

Witnesses

Frank Hough  
G. J. Elmore.

By

Victor J. Evans

Attorney

# UNITED STATES PATENT OFFICE.

LOUIS J. SLOAT, OF CLEVELAND, OHIO.

## PUNCH-HOLDER.

No. 882,178.

Specification of Letters Patent.

Patented March 17, 1908.

Application filed February 19, 1907. Serial No. 358,253.

*To all whom it may concern:*

Be it known that I, LOUIS J. SLOAT, a citizen of the United States, residing at Cleveland, in the county of Cuyahoga and State of Ohio, have invented new and useful Improvements in Punch-Holders, of which the following is a specification.

This invention relates to punch holders designed for use by street car conductors to hold a punch when not in use, and has for its objects to provide a comparatively simple, inexpensive device of this character which may be conveniently attached to the operator's garment, one into which the punch may be readily introduced and securely clamped, and one from which the punch may be conveniently removed when circumstances require.

With these and other objects in view, the invention comprises the novel features of construction and combination of parts more fully hereinafter described.

In the accompanying drawings, Figure 1 is a front elevation of a punch holder embodying the invention. Fig. 2 is a rear elevation of the same. Fig. 3 is a central longitudinal section taken on the line 3—3 of Fig. 1. Fig. 4 is a transverse section taken on the line 4—4 of Fig. 3.

The improved device consists of a casing embodying a base or back portion 1 including an intermediate tapered portion 1<sup>a</sup>, making the upper portion of said base considerably wider than the lower portion thereof. Said upper portion is provided with forwardly extending side flanges 6 connected by a strap 4 that extends transversely across the upper portion of the base, and cooperating with said base and with the side flanges to form a tubular passage. A reduced tubular neck or receptacle 2 is formed at the lower end of the base, and interiorly upon the side walls of said tubular neck or receptacle are secured downwardly converging flap springs 3—3 adapted to engage the jaws constituting the head of a ticket punch of ordinary construction, the handles of such punch being adapted to be accommodated in the tubular casing formed by the base 1 and the side flanges 6 and the transverse strap 4. Upon the back of the base, near the upper end of the latter, is mounted a securing or attaching member in the nature of an ordinary safety pin 5 whereby the device may be conveniently attached to a coat or other garment worn by the conductor.

In practice, the holder is attached to the conductor's garment and the punch, when not in use is inserted downward between the strap 4 and the base or rear wall 1 of the casing, the head of the punch being inserted into the reduced tubular neck 2 between the clamping members or springs 3 which bear on opposite sides of the punch head, thus clamping and securing the punch securely in place within the holder, it being obvious that when the punch is to be used it may be readily withdrawn from the casing. It will be observed that when the punch is in place in the casing or holder the upper portion of the latter will properly accommodate the handle portion of the punch which will be supported between the base 1, the side flanges 6 and the strap 4, while the springs 3 in the lower reduced portion of the holder will exert a sufficiently firm clamping action upon the jaws constituting the head of the punch to retain the latter securely in position but in such a manner that it may be readily withdrawn for use.

Owing to the well known construction of a ticket punch, a holder can not be conveniently constructed to insert a clamping action upon the handle of such punch. The invention is, therefore, particularly devised to exert clamping action upon the head of the punch for the purpose of retaining the latter in position within the holder, without danger of loss or displacement.

Having thus fully described the invention, what is claimed as new is:—

A ticket punch holder consisting of a base plate having a wide upper end, a reduced lower end and a tapered intermediate portion, the wide upper end of said base plate being provided with side flanges and a transversely disposed strap connecting said flanges, and the reduced lower portion of the base plate being provided with a tubular neck adapted to receive the head of a ticket punch, in combination with downwardly converging holding springs secured interiorly upon the side walls of the tubular neck, and means for attaching the holder to a garment.

In testimony whereof, I affix my signature in presence of two witnesses.

LOUIS J. SLOAT.

Witnesses:

ALEX BERNSTEIN,  
CHARLES ROSENBLATH.