

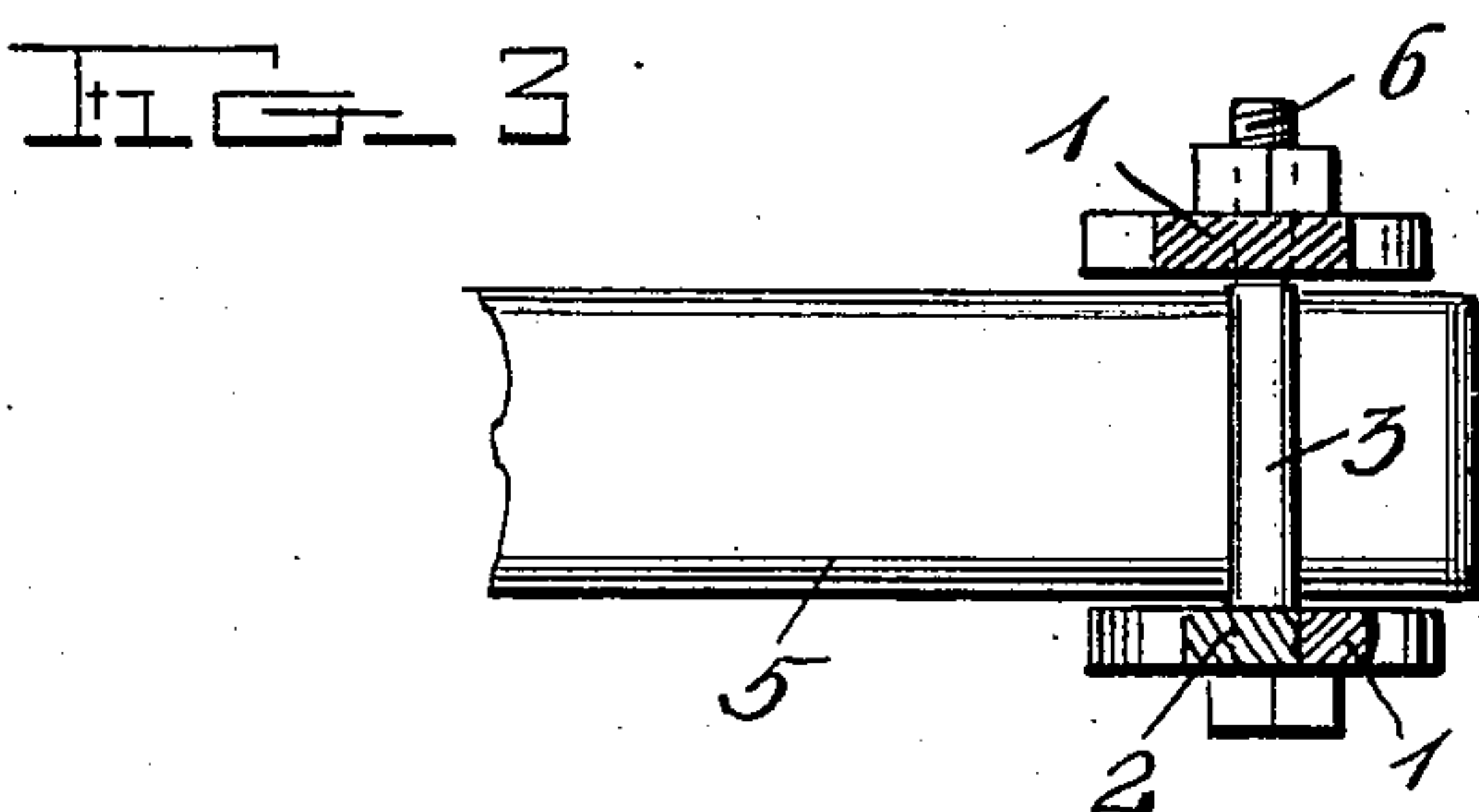
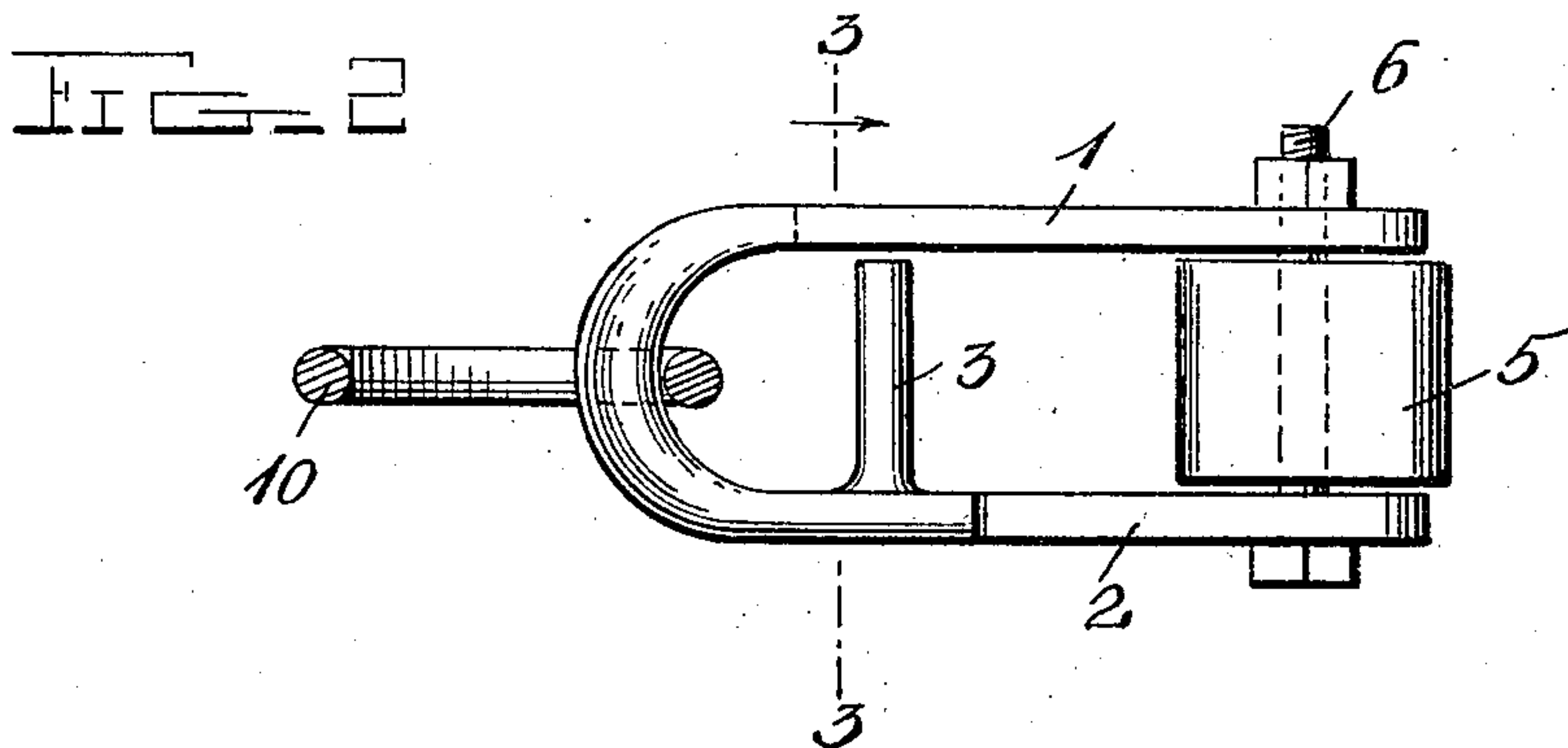
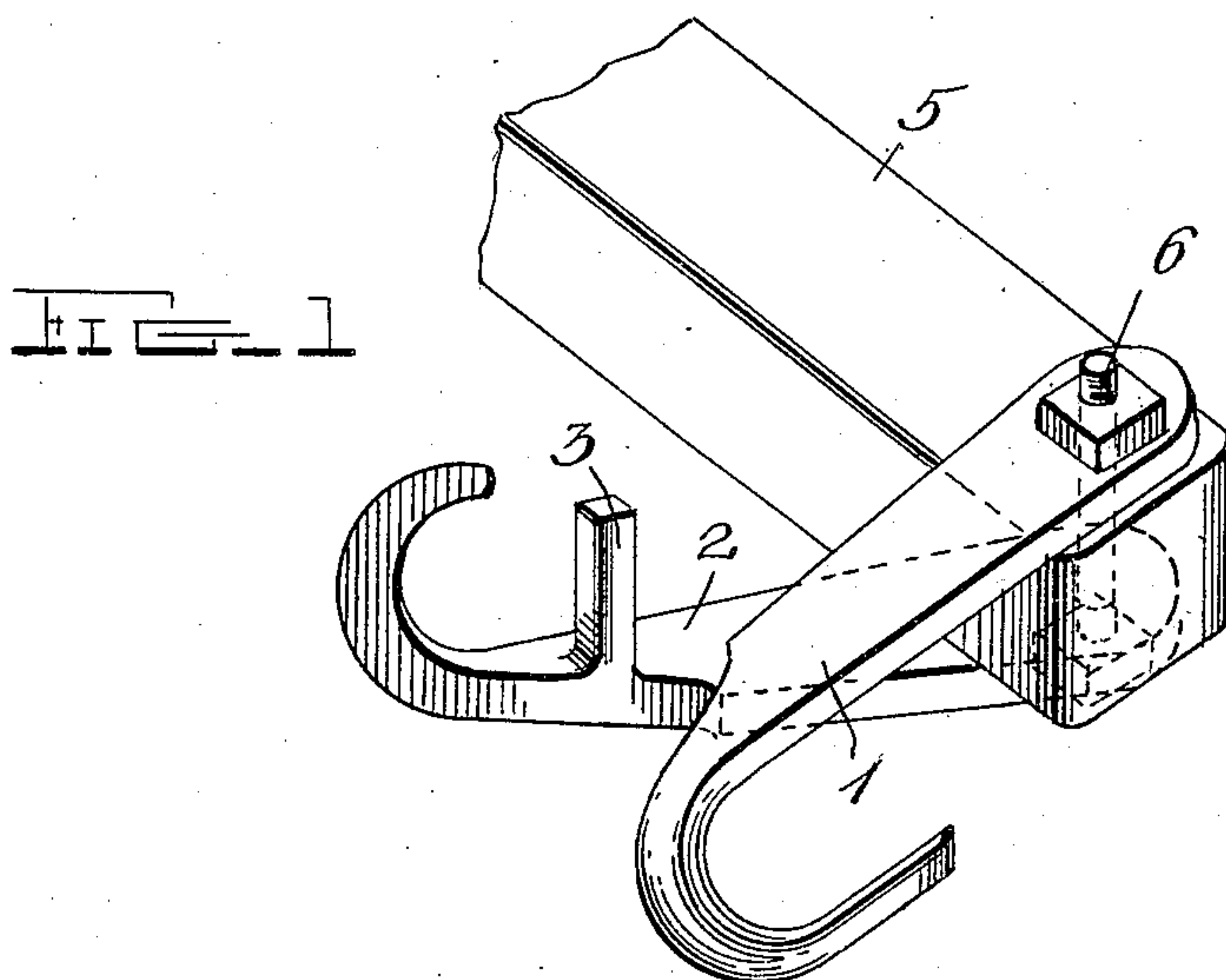
No. 880,626.

PATENTED MAR. 3, 1908.

H. S. BURNETT.

CLEVIS.

APPLICATION FILED AUG. 1, 1907.



Witnesses
L. O. Hilton

Inventor
H. S. Burnett
by *A. B. Wilson & Co.*
Attorneys

UNITED STATES PATENT OFFICE.

HENRY S. BURNETT, OF LISBON, OHIO.

CLEVIS.

No. 880,626.

Specification of Letters Patent.

Patented March 3, 1908.

Application filed August 1, 1907. Serial No. 386,631.

To all whom it may concern:

Be it known that I, HENRY S. BURNETT, a citizen of the United States, residing at Lisbon, in the county of Columbiana and State of Ohio, have invented certain new and useful Improvements in Clevises; and I do declare the following to be a full, clear, and exact description of the invention, such as will enable others skilled in the art to which it appertains to make and use the same.

This invention relates to a clevis, and the object thereof is to provide a two-part clevis having means for preventing the accidental slipping of the ring carried by the swingletree or other part, and the consequent separation of the clevis members and the release of the ring.

In the accompanying drawings,—Figure 1 represents a perspective view of the clevis applied with the members thereof separated; Fig. 2 represents a side elevation of a clevis with the members closed and a ring connected therewith; Fig. 3 represents a transverse section taken on line 3—3 of Fig. 2.

In the embodiment illustrated a two-part clevis is shown composed of two hook or J-shaped members 1 and 2 having the curved portions thereof overlapped, the curved end of the member 1 being made longer than that of the member 2 for a purpose hereinafter to be described.

The member 2 is provided with a laterally extending stop in the form of an arm 3 arranged to span the space between the straight portions of the members 1 and 2 to limit the backward movement of the ring 10 of the swingletree. The curved end of the member 1 projects beyond the arm 3 of the member 2 and the curved end of the member 2 terminates at a point outside the meeting point of the arm 3 with the member 1 to provide for the release and insertion of the ring 10.

In the use of this invention, the members 1 and 2 are applied to a doubletree 5 and secured by a bolt 6 in the ordinary manner,

and when once secured thereto need never be removed unless the doubletree or clevis breaks, which latter is not liable to happen. The swingletree, not shown, to which the ring 10 is connected, may be taken off and replaced in a few seconds by raising the ring against the inner face of the top member 1 adjacent to the arm 3, which permits the separation of the members 1 and 2 and allows the ring to be slipped off the curved end of the member 1. To connect the ring with the clevis, it is placed on the curved end of the member 1 and raised to the top thereof, when the parts are swung together and the ring dropped into position, as shown in Fig. 2.

The lug or arm 3 prevents the ring from slipping beyond the end of the member 1 and releasing the parts. When the draft is on the pull is on both parts of the clevis and when the swingletree hangs down, it hangs on both members, and the bolt holds them securely together.

This clevis is especially applicable to plow doubletrees and similar devices where the swingletree is frequently changed from the plow to the drag or harrow, and vice versa.

I claim as my invention:—

A clevis composed of two hook or J-shaped members overlapping at their curved ends, one of said members having a stop extending laterally from its inner face with its free end spaced from the free end of the curved hook portion thereof, and the curved end of the other member being longer than that of the stop carrying member and overlapping and extending beyond the base of said stop at its connection with the hook member.

In testimony whereof I have hereunto set my hand in presence of two subscribing witnesses.

HENRY S. BURNETT.

Witnesses:

B. F. HENNACY,
JENNIE JOHNSTON.