

No. 879,732.

PATENTED FEB. 18, 1908.

N. J. BUSBY.

ANTISLIPPING TREAD FOR BOOTS AND SHOES.

APPLICATION FILED JUNE 18, 1907.

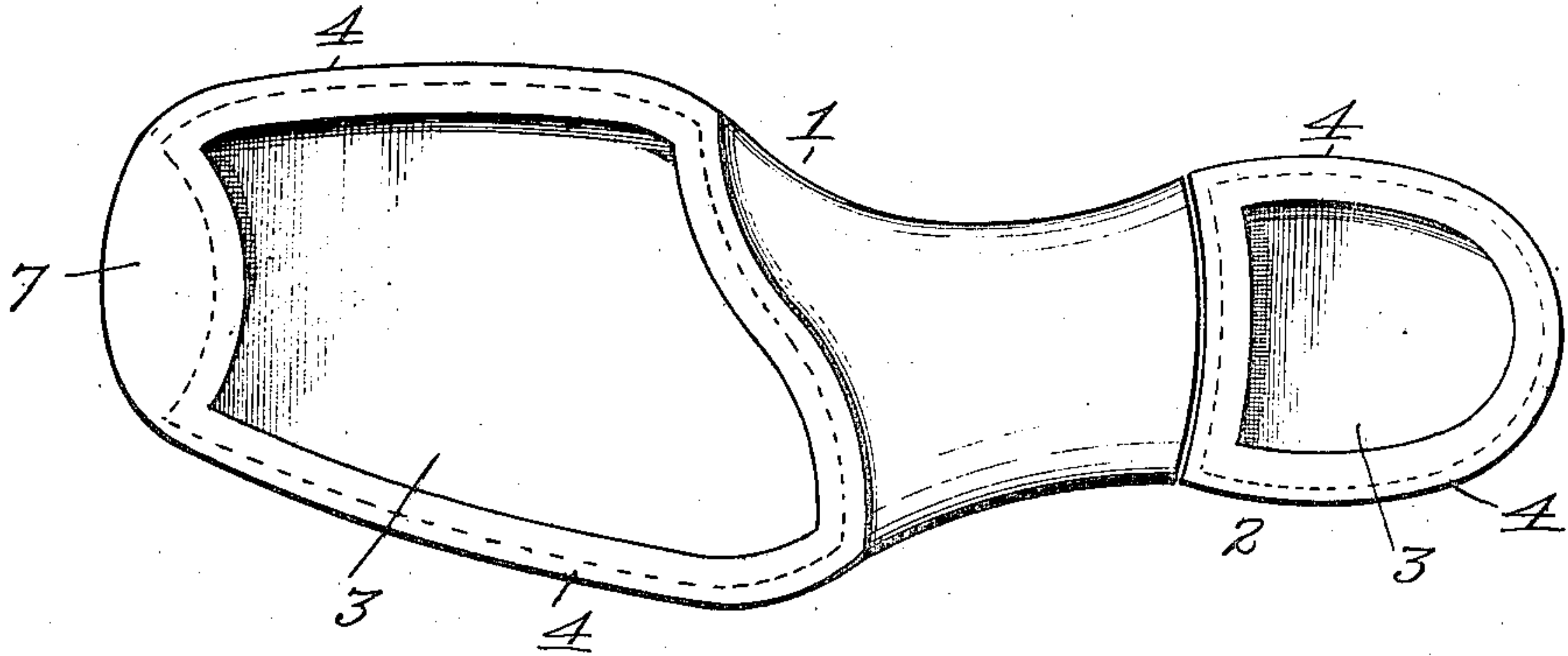


Fig. 1.

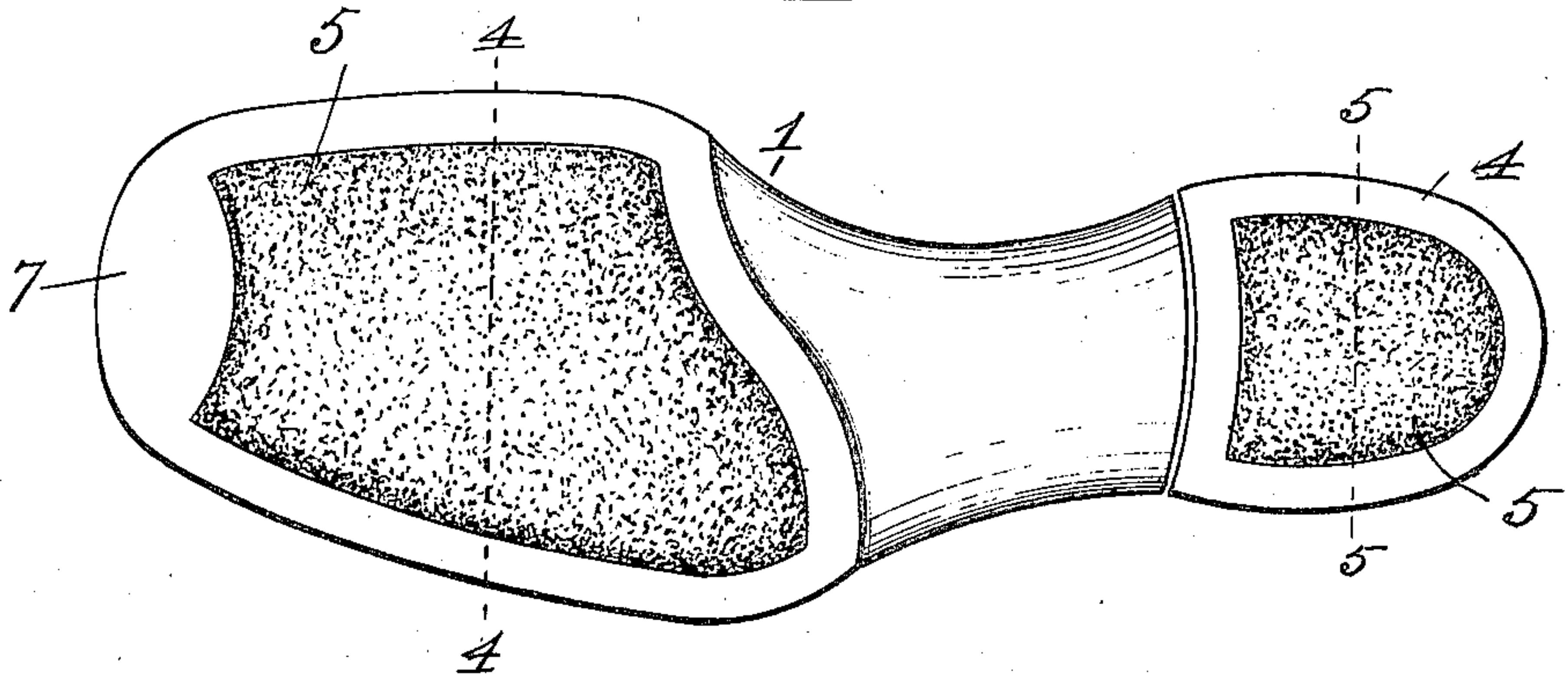


Fig. 2.

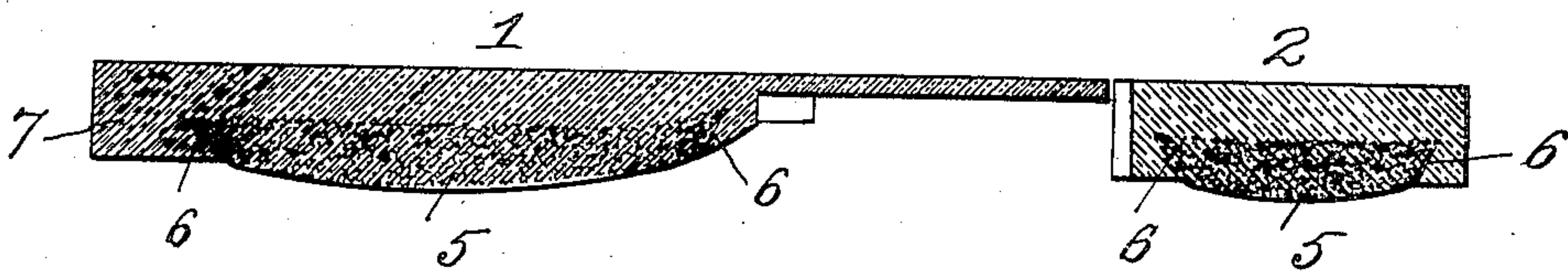


Fig. 3.

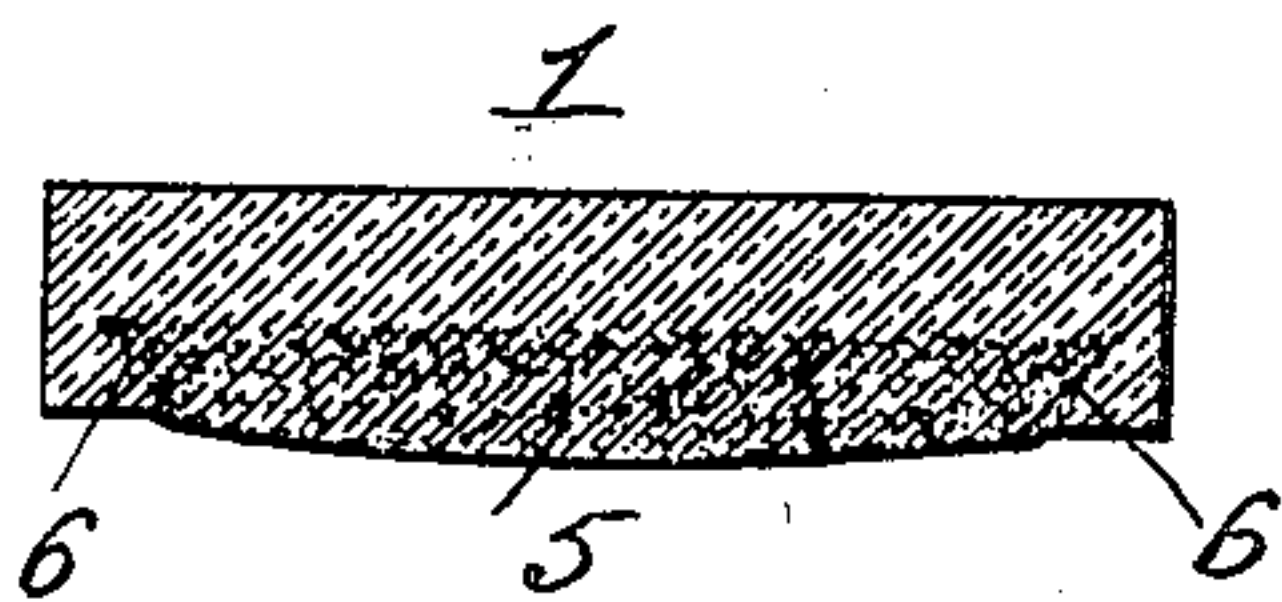


Fig. 4.

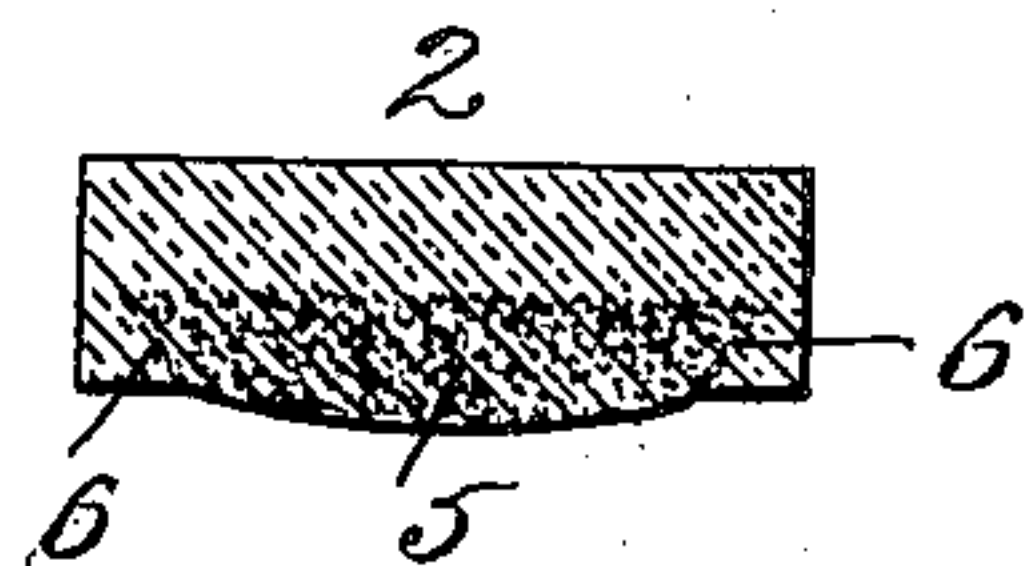


Fig. 5.

WITNESSES.

Edwin L. Jewell
by M. Copenhagen.

INVENTOR.

Nahum Judson Busby
by Percy B. Hills
attn.

UNITED STATES PATENT OFFICE.

NAHUM JUDSON BUSBY, OF BOSTON, MASSACHUSETTS, ASSIGNOR TO L. A. BUSBY, OF CHELSEA, MASSACHUSETTS.

ANTISLIPPING TREAD FOR BOOTS AND SHOES.

No. 879,732.

Specification of Letters Patent.

Patented Feb. 18, 1908.

Application filed June 18, 1907. Serial No. 379,587.

To all whom it may concern:

Be it known that I, NAHUM JUDSON BUSBY, a citizen of the United States, residing at Boston, in the county of Suffolk, State of Massachusetts, have invented new and useful Improvements in Antislipping Treads for Boots and Shoes, of which the following is a specification.

My invention relates to elastic anti-slipping treads for boots and shoes, and has for its object to provide means for protecting the toe of the tread and the anti-slipping surface from wear. This object I accomplish in the manner and by the means hereinafter described and claimed, reference being had to the accompanying drawing, in which:

Figure 1 is a bottom plan view of my improved removable sole and heel tread with the anti-slipping surfaces omitted. Fig. 2 is a similar view, showing the anti-slipping surfaces therein. Fig. 3 is a central longitudinal sectional view of Fig. 2. Fig. 4 is a transverse sectional view taken on the line 4—4, Fig. 2. Fig. 5 is a similar view taken on the line 5—5, Fig. 2.

Similar numerals of reference denote corresponding parts in the several views.

In the said drawing the reference numeral 1 denotes the body of the sole portion of the tread, and 2 the heel portion, the same being formed of some flexible material, such as semi-vulcanized rubber. Said treads are recessed at 3 on their under sides, leaving a narrow surrounding rim 4 substantially flush with the wearing surface, as shown. These recesses are adapted to receive the anti-slipping material 5 therein, and around their inner edges are undercut or beveled at 6, as best seen in Figs. 3 to 5, whereby the masses of anti-slipping material will be securely anchored therein and will be effectually prevented from dislodgment therefrom, said anti-slipping material, when placed in position, penetrating into and filling said undercut portions.

At the toe of the sole portion of the tread I materially widen and thicken the rim 4 at 7, as best seen in Figs. 2 and 3, whereby the anti-slipping material is more effectually protected from wear due to the stubbing action of the toe in walking. I also form the inner edge of the portion 7 curved reversely to the

curve of the outer edge of the toe; the advantage of the same being that the rim is materially widened centrally to best resist the wear due to the stubbing action of the foot in walking, while at each side the anti-slipping material is extended forward beyond the widest portion of said reversely curved section, thus providing an anti-slipping surface over substantially the whole sole of the shoe. In other words, by such construction the width of the rim at 7 is materially increased without reducing the forward projection of the anti-slipping area.

I prefer to employ as the anti-slipping material a composition of rubber and grit, and for the latter ingredient have found finely broken quartz to give the most satisfactory results.

The sole and heel treads above described are intended to be manufactured and sold as articles of manufacture separate and distinct from the boots or shoes with which they may be used, and are to be detachably attached to the boots or shoes by sewing, pegging or nailing the same through their rims 4, as will be readily understood.

Having thus described my invention, what I claim as new and desire to secure by Letters Patent is:

1. A tread for boots and shoes, embodying a body portion of resilient material recessed on its tread surface to leave a narrow surrounding rim, said rim at the toe portion having its inner edge curved reversely to the outer curve of the toe to thereby widen the same, and a filling for said recess of anti-slipping material.

2. A tread for boots and shoes, embodying a body portion of resilient material recessed on its tread surface to leave a narrow surrounding rim, said rim at the toe portion being thickened and having its inner edge curved reversely to the outer curve of the toe to thereby widen the same, and a filling for said recess of anti-slipping material.

In testimony whereof, I have hereunto set my hand in the presence of two subscribing witnesses.

NAHUM JUDSON BUSBY.

Witnesses:

L. A. BUSBY,

A. L. G. BUSBY.