

No. 879,638.

PATENTED FEB. 18, 1908.

J. W. HAYES.

DETACHABLE POCKET FOR GARMENTS.

APPLICATION FILED JUNE 17, 1907.

Fig. 1.

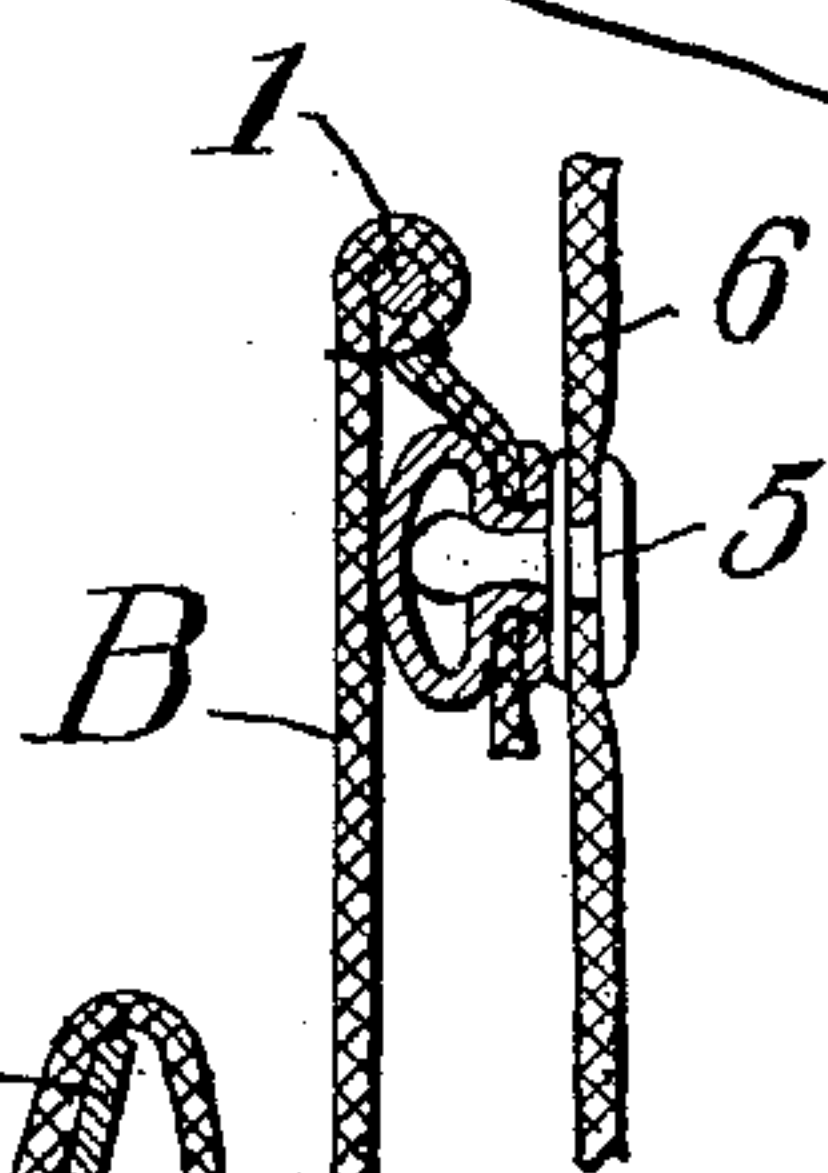
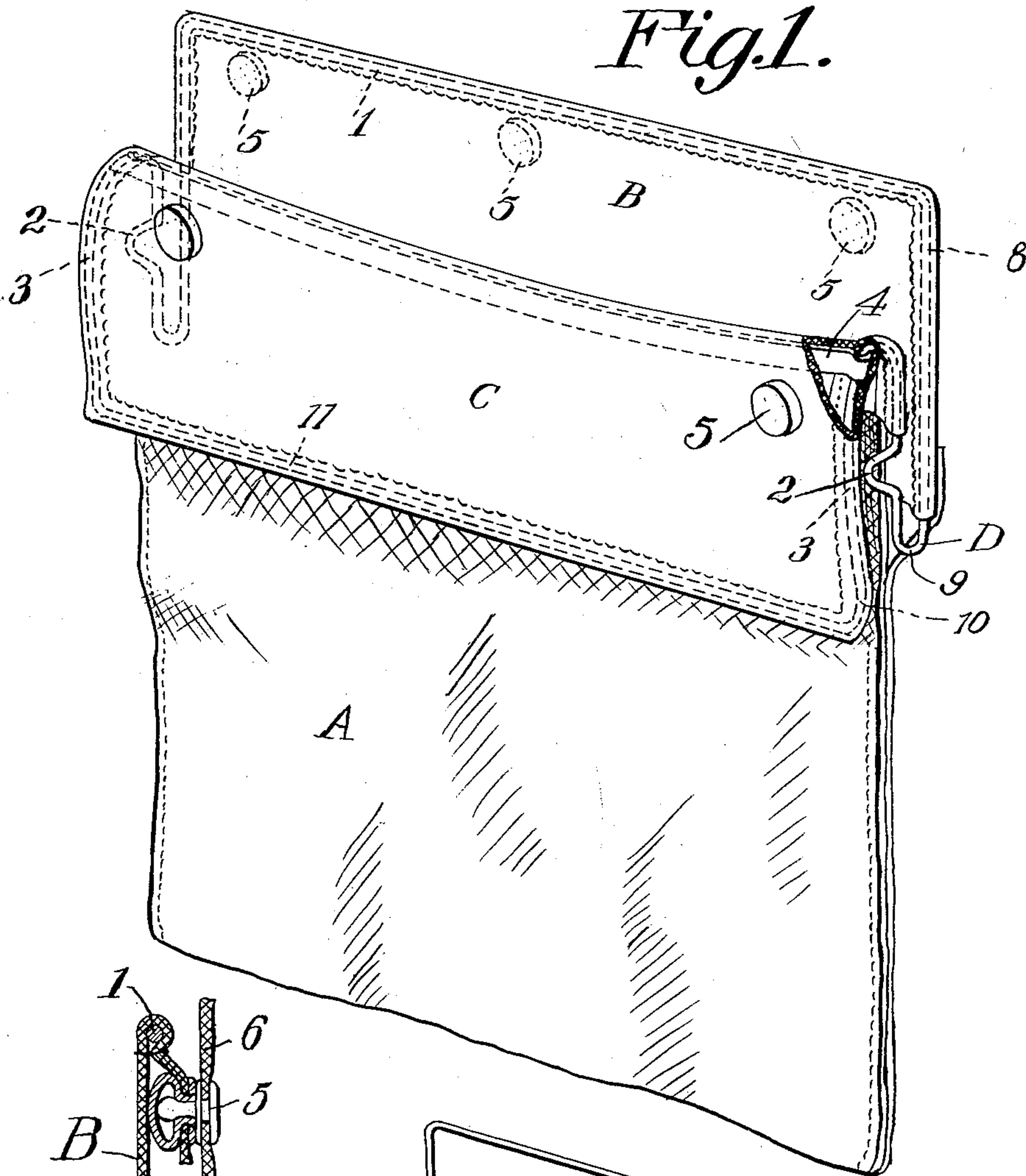
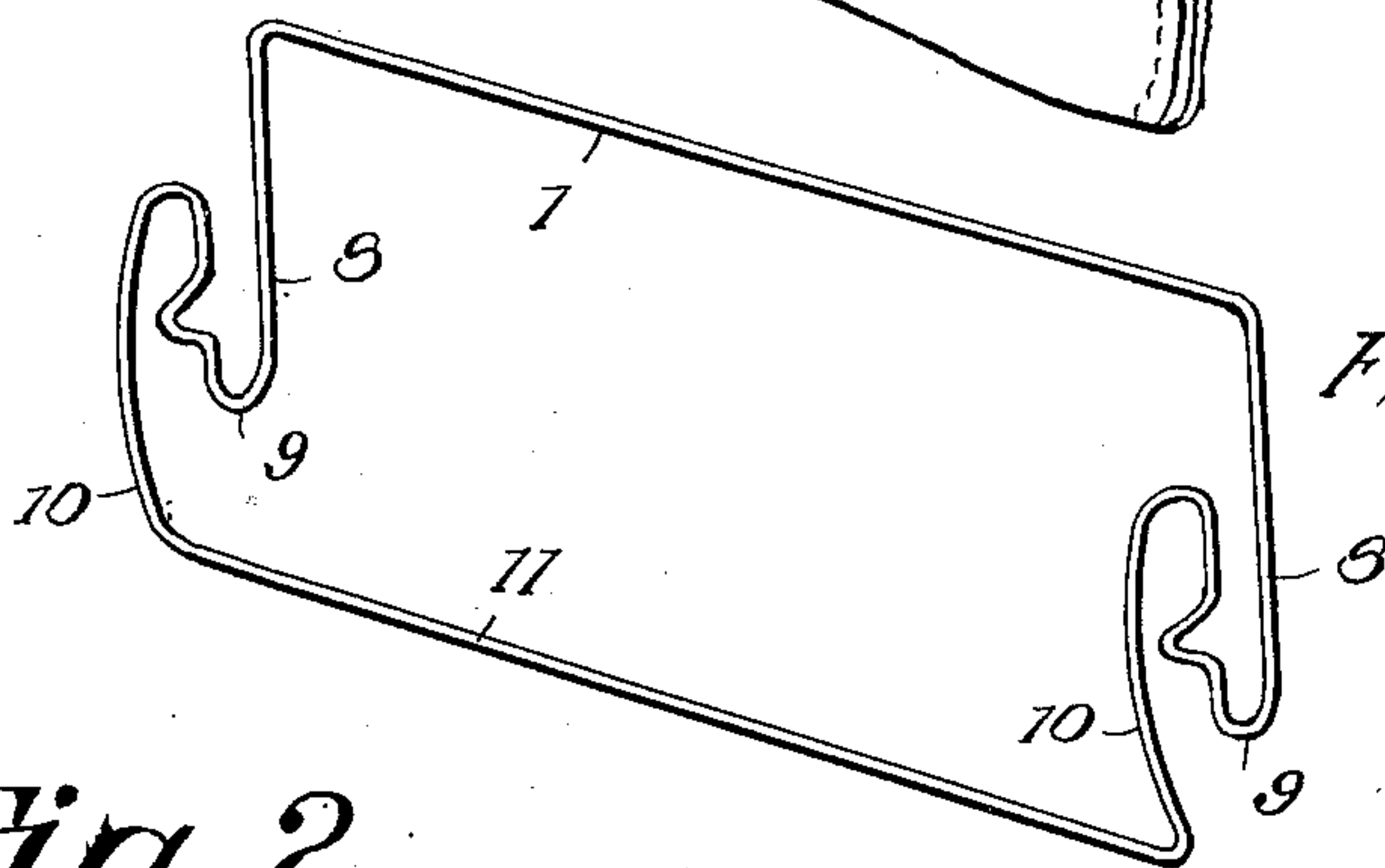


Fig. 2.

Fig. 3.



Inventor

Jesse W. Hayes.

By *Henry J. Brewington*
his

Attorney

Witnesses

E. Walton Brewington.
John D. Schulz

UNITED STATES PATENT OFFICE.

JESSE W. HAYES, OF BALTIMORE, MARYLAND, ASSIGNOR OF ONE-HALF TO MORRIS HIRSCHMAN, OF BALTIMORE, MARYLAND.

DETACHABLE POCKET FOR GARMENTS.

No. 879,638.

Specification of Letters Patent.

Patented Feb. 18, 1908.

Application filed June 17, 1907. Serial No. 379,343.

To all whom it may concern:

Be it known that I, JESSE W. HAYES, a citizen of the United States, residing at Baltimore city, State of Maryland, have invented certain new and useful Improvements in Detachable Pockets for Garments, of which the following is a specification.

My invention relates to an improvement in "detachable pockets for garments" and more particularly to reinforced pockets, where the reinforcement is made necessary by the frequent use of the pockets, that the durability of the garment may be prolonged.

The device is particularly adapted for use in such garments as are worn by street railway conductors and others of similar occupation, where the constant use of the pockets occasioned by carrying coin therein, soon reduces the pocket to a condition of uselessness and disfiguration of the garment to such an extent that it is no longer available or desirable for use. That such results may be obviated and to a great extent reduced, I have provided a reinforced detachable pocket which may be secured within the ordinary pocket of a garment, and when not in use may be detached, thus leaving the garment free from the unsightly permanent reinforcements as are commonly used to protect the pocket and prolong the life of the garment.

The device is cheap in manufacture, can be sold for a reasonable price and is effective for the purpose of which it is intended.

With the foregoing objects in view, my invention consists in certain novel features of construction and combination of parts, which will be hereinafter described and pointed out in the claims.

In the accompanying drawings, Figure 1, is a perspective view with part broken away to better show the invention; Fig. 2 is a transverse section through the fastening elements and Fig. 3 is a perspective view of the frame removed.

A, represents the body portion of the pocket, made of any suitable material but preferably of canvas.

B, is a reinforced top extended portion of the pocket, said reinforcements usually consisting of a covering made of leather or some other similar material; C, is the flap of the pocket which is also similarly reinforced or covered as is the top extension B just described; D, is a metal frame preferably made of spring wire, upon which the top extended

portion B and the flap C, are secured; said frame extends horizontally, as at 1, along within the upper margin of portion B, downward, as at 8, 8, within the side margins thereof, is then bent upward at 9, 9 to enter the side margins of flap C, again bends downward at 10, 10 to conform to the fold of the flap, and finally extends horizontally, as at 11, within the lower margin of the flap; the portions 9, 9 of the frame are bent to present the forward-projecting loops 2, which cooperate with the portions 10 of the frame, as at 3, to clamp the material of the pocket proper of the garment; 4 is a flat spring metal strip extending across and within the top edge of the flap C, for the purpose of stiffening the flap and causing it to have a tendency to keep the pocket closed.

5 are snap fastening buttons such as are ordinarily used on gloves and act as an additional means for securing the pocket within the pocket proper of the garment.

In Fig. 2, 6 represents the cloth part of a garment with the male part of the button 5 secured therein, while the female part of the button 5 is secured to the inner top side of the extension B, of the false pocket, by a similar means the flap C, is secured to the lower edge 7 of the pocket proper of a garment, the button 5 being secured in the flap C and the cloth 7 in the manner just described, this method of securing the false pocket within the pocket proper of the garment is, however, auxiliary to the method previously described, viz: the loop extension 2, engaging the cloth between the said extension and the frame 1, and is not essential to the effectiveness of the device, but is shown as a modification.

Slight changes might be resorted to in the form and arrangement of the several parts described without departing from the spirit and scope of my invention, and hence I do not desire to limit myself to the exact construction as herein set forth.

Having described my invention, what I claim as new and desire to secure by Letters Patent, is:

1. In a pocket of the character described, a pocket body, a reinforced extension projecting upward above the rear side thereof, a reinforced flap extended upward and then bent downward at the front side of the body, thus comprising a rear and a front flap-part, and a frame to which said extension and flap

are secured, said frame comprising a portion extending around the top and side margins of the extension, side members continuous with and projecting upward from the lower ends of said portion along the side margins of the rear flap-part, and a portion extending around the bottom and side margins of the front flap-part with its upper ends continuous with the upper ends of said side members, said side members being bent to present forward-projecting loops for clamping the garment against the front part of the flap.

2. A detachable pocket of the character described, comprising a frame, a body part, a reinforced extension secured on the upper side of the frame, a reinforced flap similarly secured on the said frame on the opposite side thereof and slightly below the upper edge of the said extension, a flat metal strip secured within the upper edge of the flap, and means provided by the frame for securing the said pocket within the permanent pocket of a garment, substantially as described.

3. A detachable pocket of the character described, comprising a frame, a body part, a flap secured on the front side of the frame, a flat metal strip secured within the upper edge of the said flap, a reinforced extension secured on the opposite side of the said frame and extended above and below the upper edge of the said flap, a loop extension provided on the said frame and located opposite that part of the frame secured within the end of the said flap for the purpose of securing the said pocket within the permanent pocket of a garment, substantially as described.

4. A detachable pocket of the character described, comprising a body part provided with a reinforced extension on the inner top side, a reinforced flap provided on the outer top side thereof, a frame upon which the said body part and flap are secured, a flat metal strip secured to the said frame extending across the width of the said pocket parallel with the same, the said metal strip being housed within the upper edge of the said flap, loop extensions formed on the said frame located opposite the frame parts, extending through the end portions of the said flaps for the purpose of securing the said pocket within the permanent pocket of a garment, substantially as described.

5. A detachable pocket of the character described, comprising a frame, a body part provided with a reinforced top extension secured on the said frame, a reinforced flap similarly secured on the said frame on the side opposite that on which the said reinforced extension is secured, a flat metal strip secured within the upper edge of the flap parallel with the frame part secured within the lower edge thereof, means provided on the said flap and extension for securing each respectively to a garment, and means provided on the frame for securing the body part within the permanent pocket of a garment, substantially as described.

In testimony whereof I affix my signature in presence of two witnesses.

JESSE W. HAYES.

Witnesses:

E. WALTON BREWINGTON,
HOWARD E. CRUSE.