

No. 879,279.

PATENTED FEB. 18, 1908.

G. G. LINDSTROM & J. WALLIN.

MUSICAL RECORD HOLDER.

APPLICATION FILED SEPT. 9, 1907.

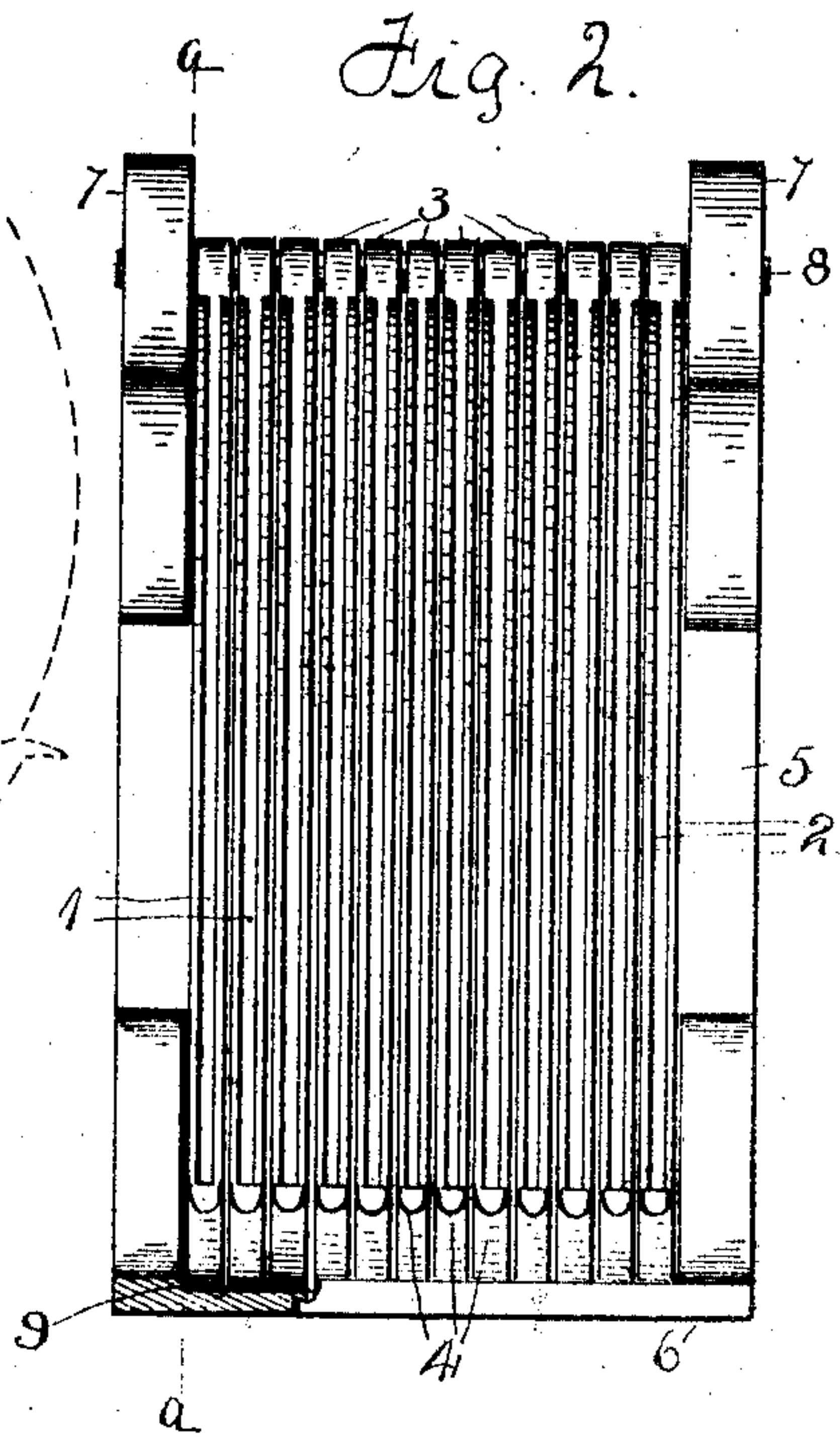
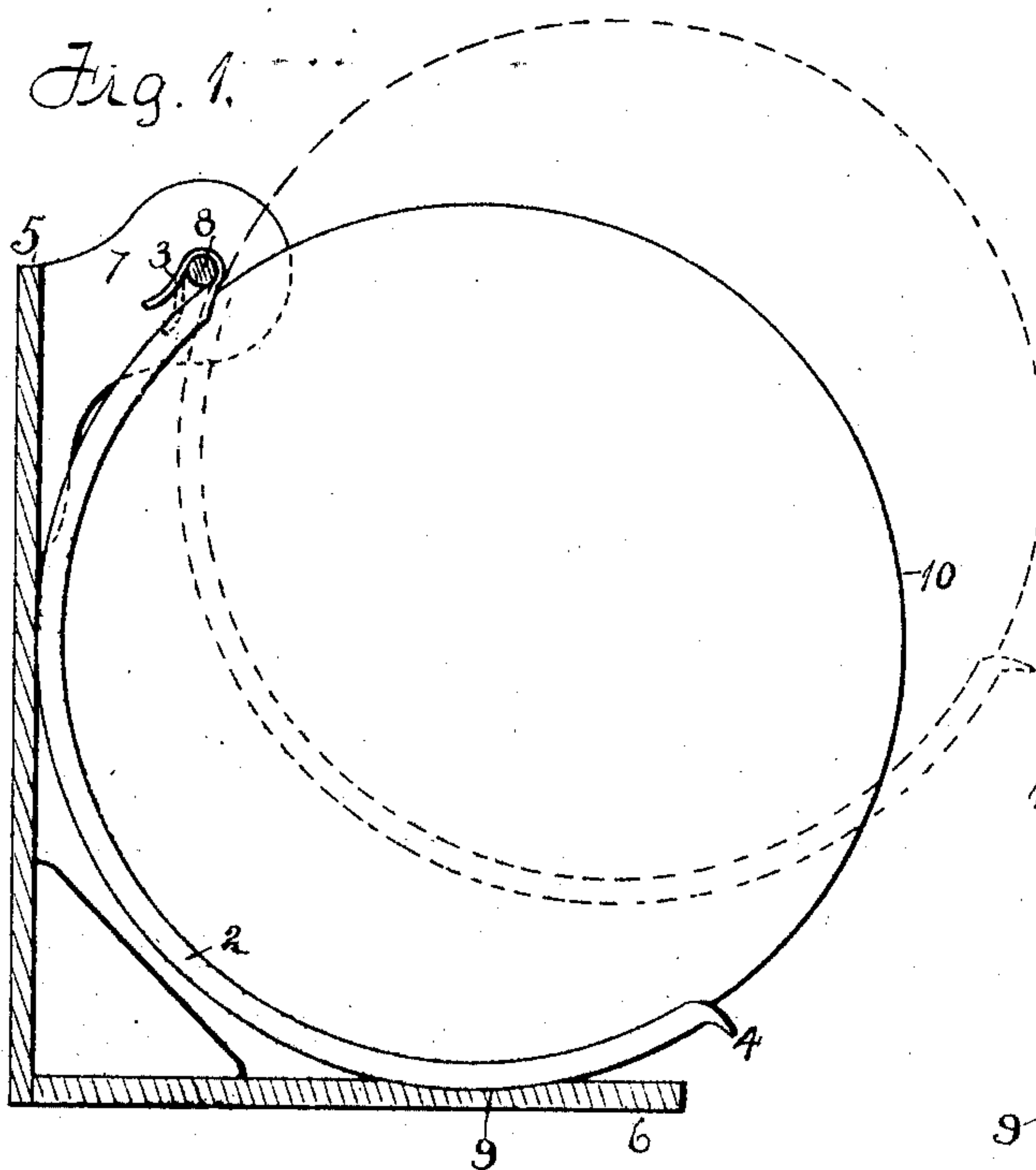


Fig. 3.

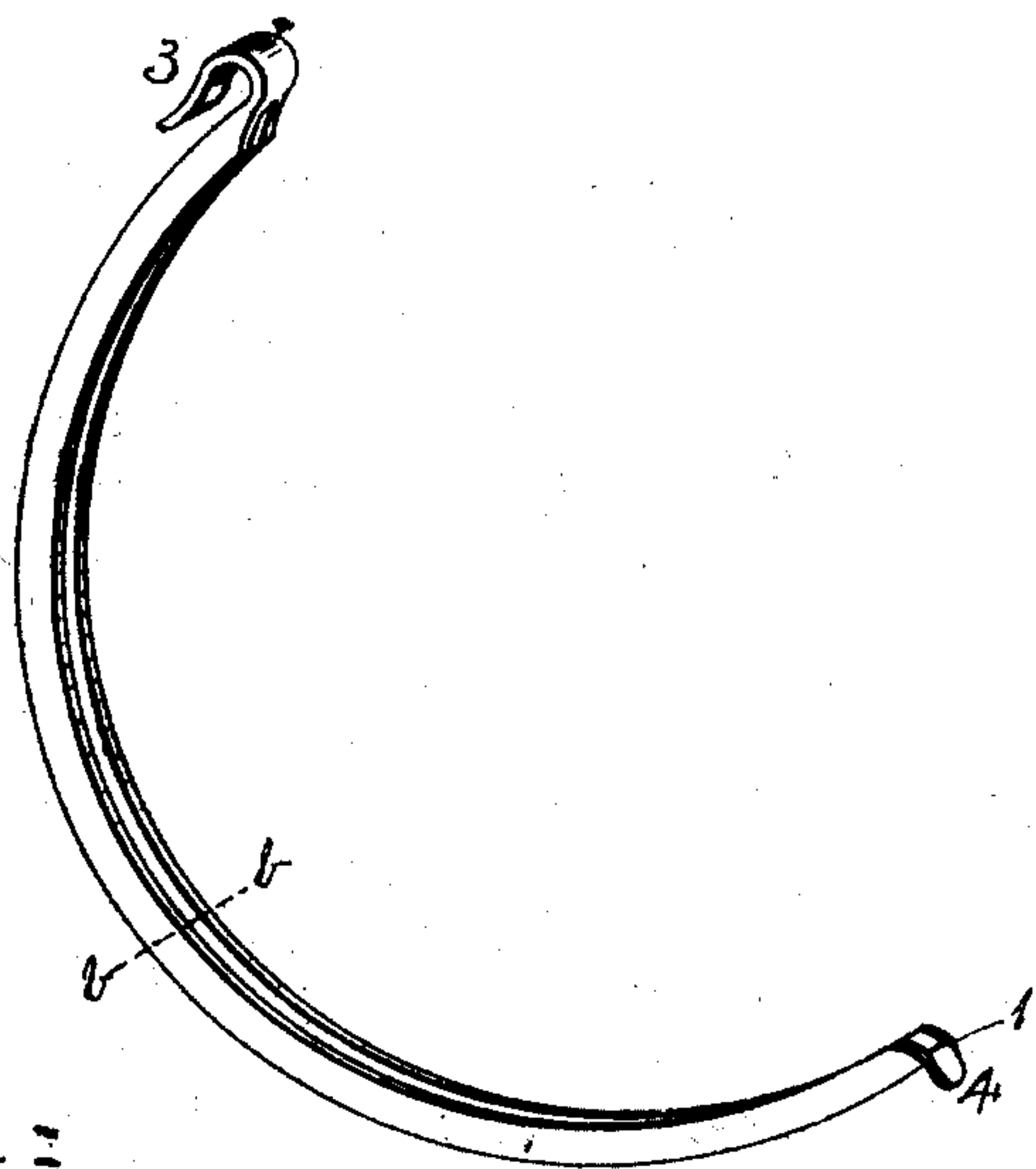
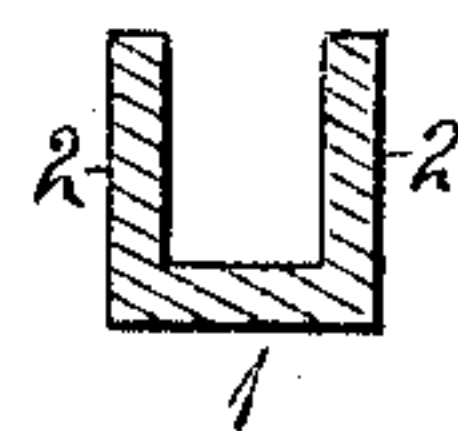


Fig. 4.



Witnesses:
C. B. Clark
E. Behel.

Inventors:
Gunnar G. Lindstrom
Joseph Wallin.
By A. O. Behel.
Atty.

UNITED STATES PATENT OFFICE.

GUNNAR G. LINDSTROM AND JOSEPH WALLIN, OF ROCKFORD, ILLINOIS.

MUSICAL-RECORD HOLDER.

No. 879,279.

Specification of Letters Patent.

Patented Feb. 18, 1908.

Application filed September 9, 1907. Serial No. 392,042.

To all whom it may concern:

Be it known that we, GUNNAR G. LINDSTROM and JOSEPH WALLIN, citizens of the United States, residing at Rockford, in the county of Winnebago and State of Illinois, have invented certain new and useful Improvements in Musical-Record Holders, of which the following is a specification.

The object of this invention is to construct a holder for musical records, in which each record will have a holder of its own, the holders so constructed that they may be placed in connection with a suitable support in a detachable manner.

In the accompanying drawings, Figure 1 is a vertical section on dotted line *a a* Fig. 2. Fig. 2 is a face representation, a portion of the base being in section. Fig. 3 is a perspective view of one of the holders. Fig. 4 is a transverse section on dotted line *b b* Fig. 3.

A record holder is made up of the grooved receptacle composed of the bottom 1 and sides 2 curved in the form of a semi-circle.

One end of this holder is provided with a hook 3 and the other end is provided with a projection 4.

A support for the holders comprises the back 5 and base 6 located at right angles with respect to one another. From the upper end of the back project two ears 7, which support a rod 8. The rod 8 receives the hooks 3 of the holders thereby holding them in an upright position. The base 6 is formed with a cut-away portion 9 which receives the lower portions of the holders thereby preventing lateral movement of the holders.

Records 10 are placed in the grooves of the holders, which are of a size to closely fit therein. The sides 2 of the grooves projecting sufficiently to embrace the sides of the record without defacing the characters on the records.

Any individual record can be raised above the others by means of the projection 4, in order that it may be removed from its holder as shown in dotted lines Fig. 1.

We claim as our invention.

1. An individual musical record holder in groove form and comprising a segment of a circle and provided with suspending means.

2. An individual musical record holder in groove form comprising a segment of a circle and formed with a hook at one end.

3. The combination of a support, a rod held by the support, and a plurality of individual musical record holders, each provided with a hook at one end and adapted to engage the rod, the support provided with a recess within which the holders are located to prevent lateral movement of the holders.

4. An individual musical record holder in groove form comprising a segment of a circle and formed with a hook at one end and a projection at its other end.

In testimony whereof we have hereunto set our hands in presence of two subscribing witnesses.

GUNNAR G. LINDSTROM.
JOSEPH WALLIN.

Witnesses:

A. O. BEHEL,
E. D. E. N. BEHEL.