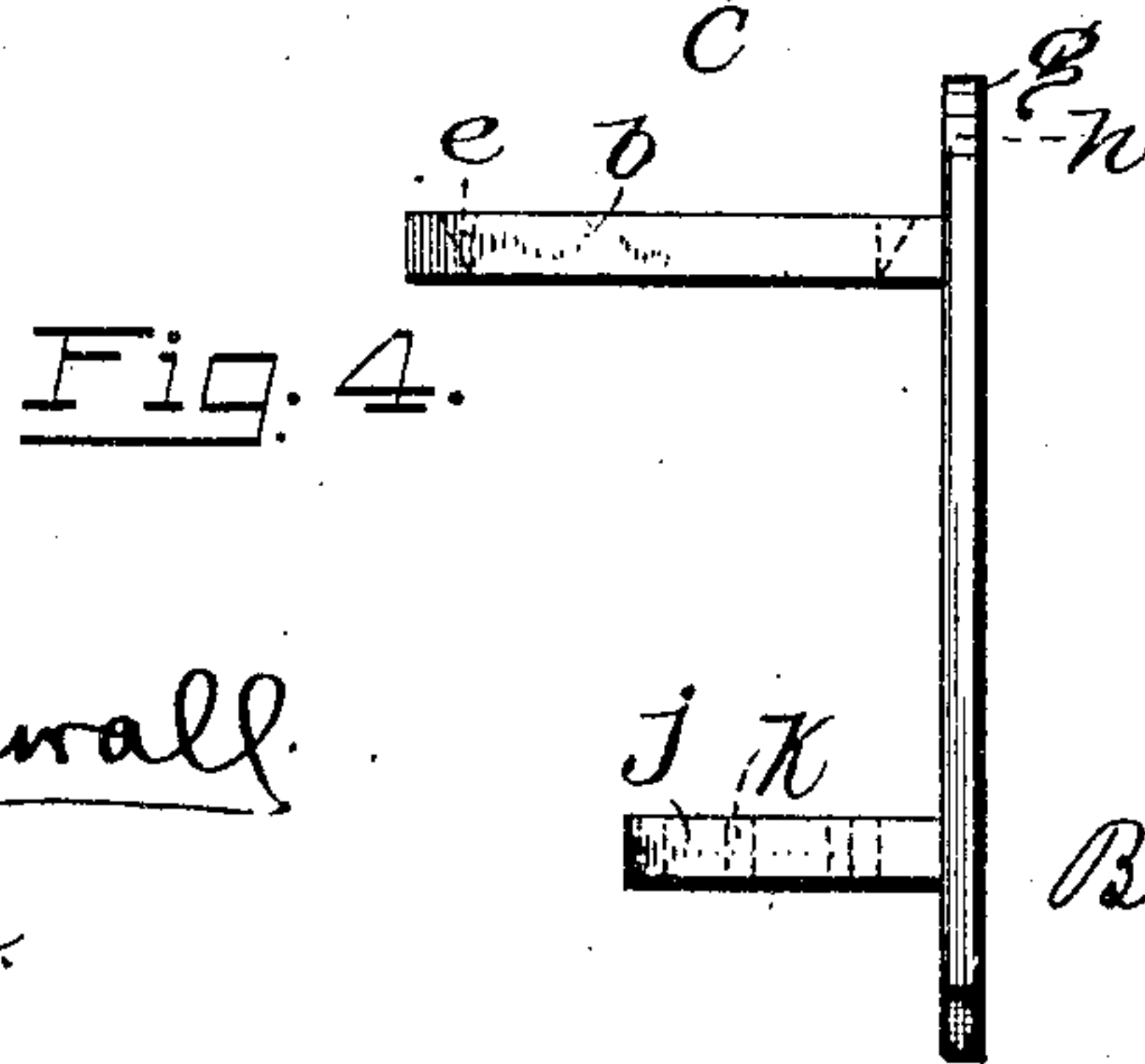
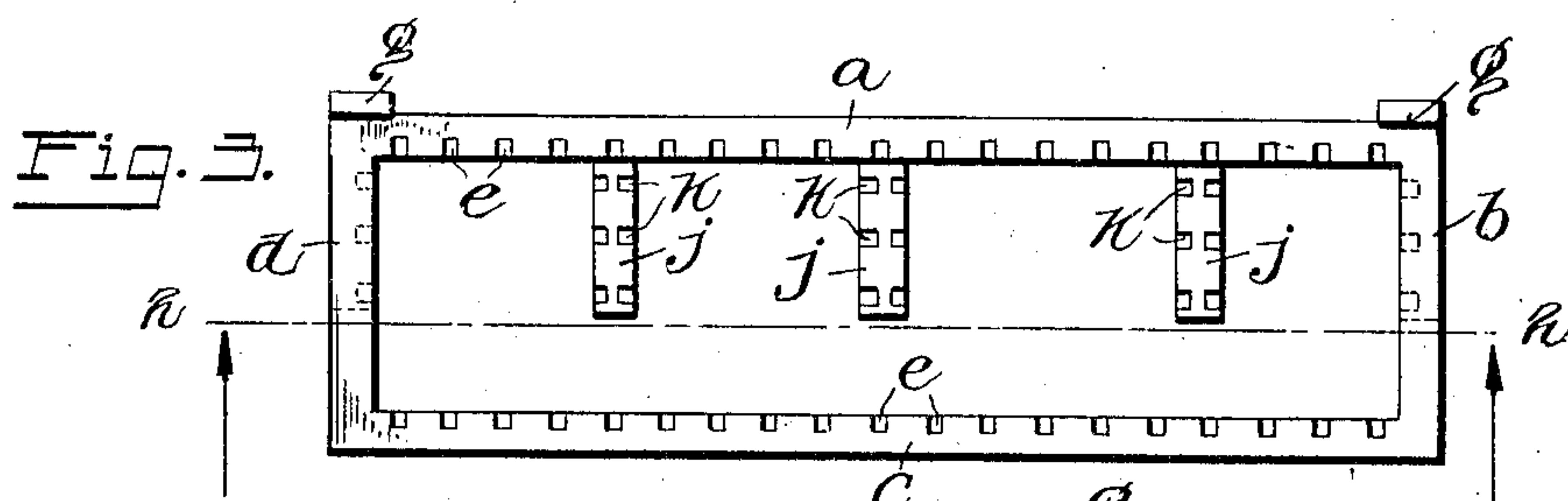
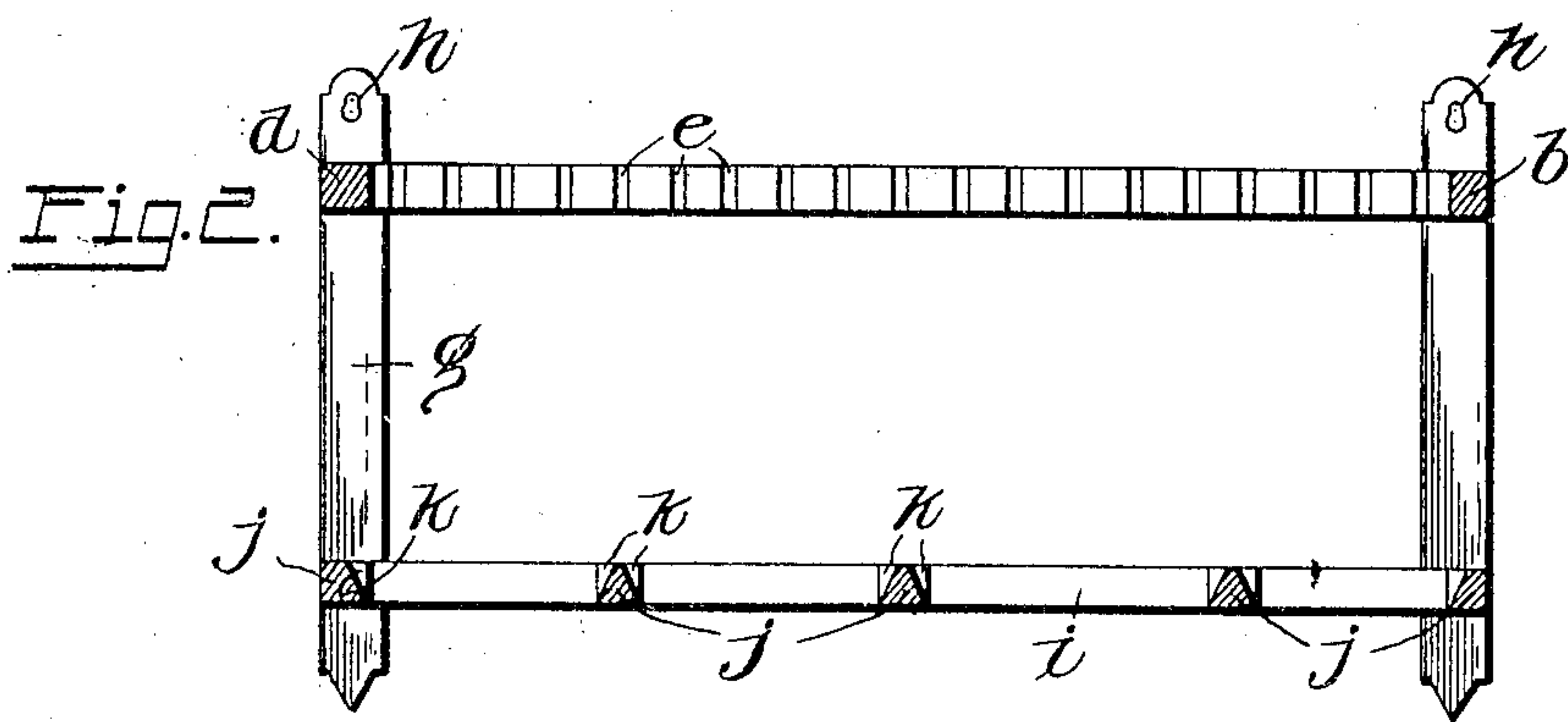
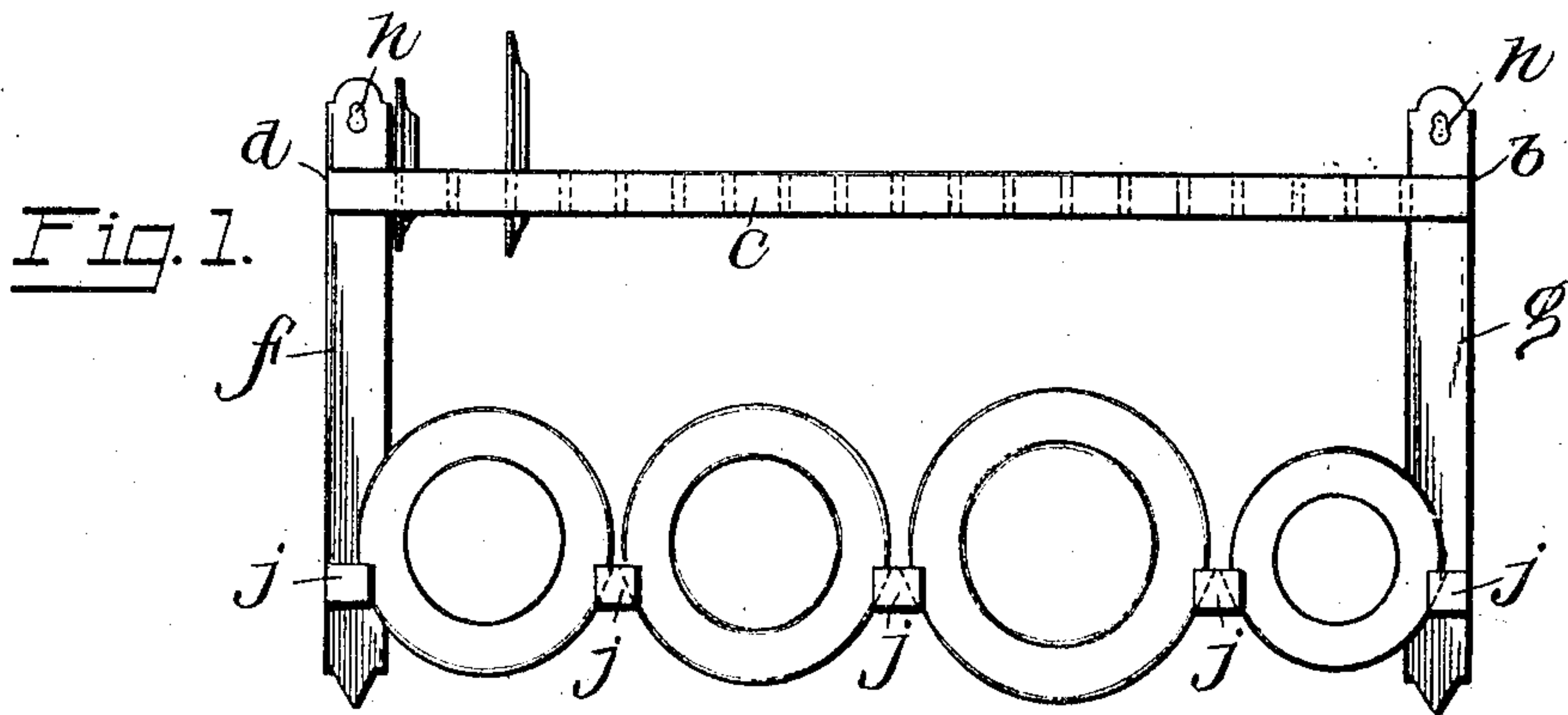


No. 878,315.

PATENTED FEB. 4, 1908.

G. SAMSÓ.
DISH DRAINER.

APPLICATION FILED FEB. 19, 1907.



Witnesses
W. May Durrall
att. in ch. for

Inventor
Gaspar Samsó
By Wilkinson & Fisher
Attorneys

UNITED STATES PATENT OFFICE.

GASPAR SAMSÓ, OF NEW YORK, N. Y.

DISH-DRAINER.

No. 878,315.

Specification of Letters Patent.

Patented Feb. 4, 1908.

Application filed February 19, 1907. Serial No. 358,323.

To all whom it may concern:

Be it known that I, GASPAR SAMSÓ, a citizen of the Republic of Cuba, residing at 226 West Eighteenth street, in the borough of Manhattan and city and State of New York, have invented certain new and useful Improvements in Dish-Drainers; and I do hereby declare the following to be a full, clear, and exact description of the invention, such as will enable others skilled in the art to which it appertains to make and use the same.

My invention relates to improvements in dish driers and holders, and the object of my invention is to produce a simple device of this character, which may be hung upon the wall and on which dishes of different sizes may be placed.

With this object, my invention consists in the construction and combinations of parts as hereinafter described and claimed.

In the accompanying drawing:—Figure 1 is a front view of my invention, showing different sized dishes placed thereon. Fig. 2 is a cross section thereof on the line 2—2 of Fig. 3, looking in the direction of the arrows. Fig. 3 is a top plan view of the device, and Fig. 4 is a side view of the same.

The device consists of an upper rectangular frame composed of the parts *a*, *b*, *c*, and *d*. The front and rear portions *a* and *c* of this frame are provided with slots *e*, within which the plates or other dishes are adapted to be set, thus securing them in position, as shown in Fig. 1. The rear side *a* of this frame is attached to two upright bars *f* and *g*, each of which is provided near its top with an elongated slot *h* larger at the bottom than at the top, by means of which the device may be easily hung upon a couple of nails or screws secured in the wall and projecting therefrom. The slots *e* are beveled from above downwardly, as shown in Fig. 4, so as to retain the plates or other dishes.

Secured to the bars *f* and *g* near their lower ends is a cross bar *i* to which are fastened a series of bars *j* which project forward from the bar *i* at right angles thereto. These bars *j* are unevenly spaced and are provided with grooves *k*, at right angles to the grooves *e* in the upper rectangular frame, and are beveled from above downwardly, to receive different sized plates thus affording means for holding the plates or other dishes in a vertical position, similar to the grooves *e* in the upper frame.

Having thus described my invention, what I claim as new and desire to secure by Letters Patent is:—

A dish drainer comprising an open rectangular frame provided with the upright bars *f* and *g* each of which is provided at its top with a slot *h* so that it may be hung on suitable supports on a wall, a second rectangular frame secured to said first named frame near the top and below said notches, said second named frame being provided on its two sides with oppositely opposed and downwardly beveled grooves adapted to receive dishes and a series of horizontally arranged unevenly spaced parallel bars shorter than the width of the said second named frame, secured to the said first named frame at its lower side, said parallel bars having oppositely opposed downwardly beveled grooves at right angles to said first named grooves, and also adapted to receive dishes whereby said dish drainer is adapted for receiving dishes of different sizes on said bars and holding them at right angles to the dishes held on said second named frame, substantially as described.

In testimony whereof, I affix my signature, in presence of two witnesses.

GASPAR SAMSÓ.

Witnesses:

E. ESQUIVAR,
CHAS. A. CONLON.