

No. 878,313.

PATENTED FEB: 4, 1908.

W. C. RICHARDSON & E. W. FORD.

SHOE FORM.

APPLICATION FILED AUG. 23, 1906.

Fig. 1.

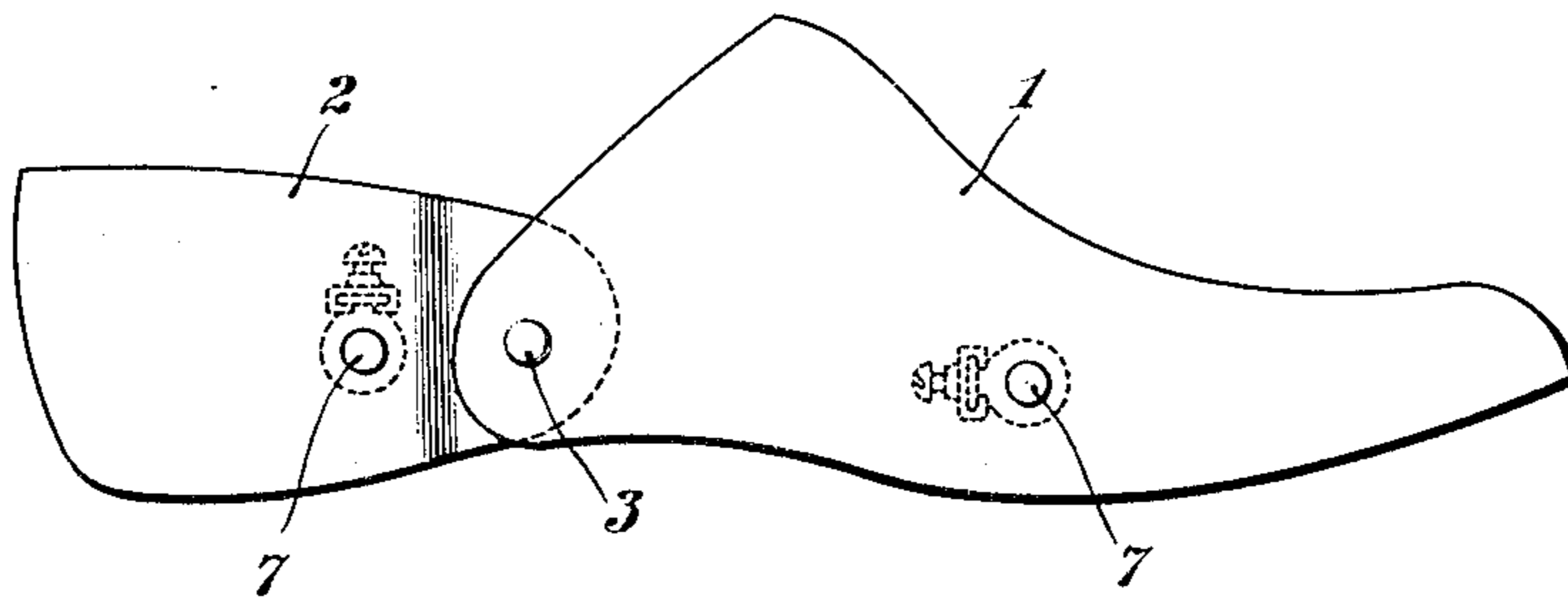


Fig. 2.

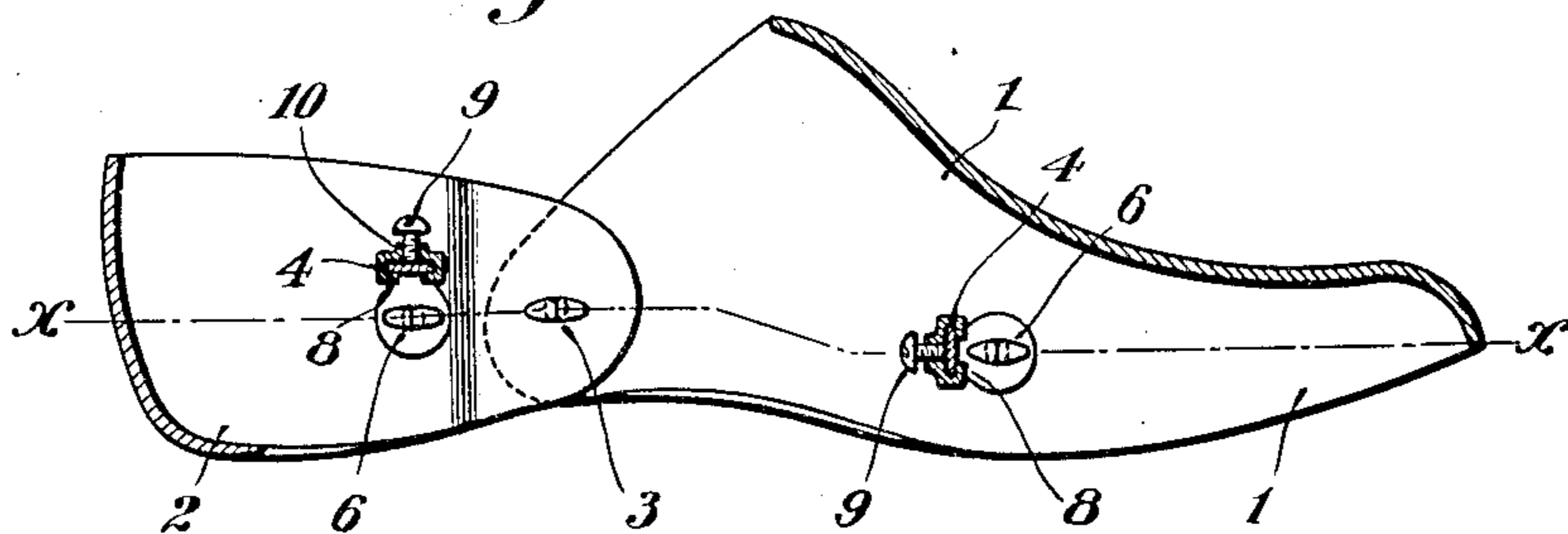


Fig. 3.

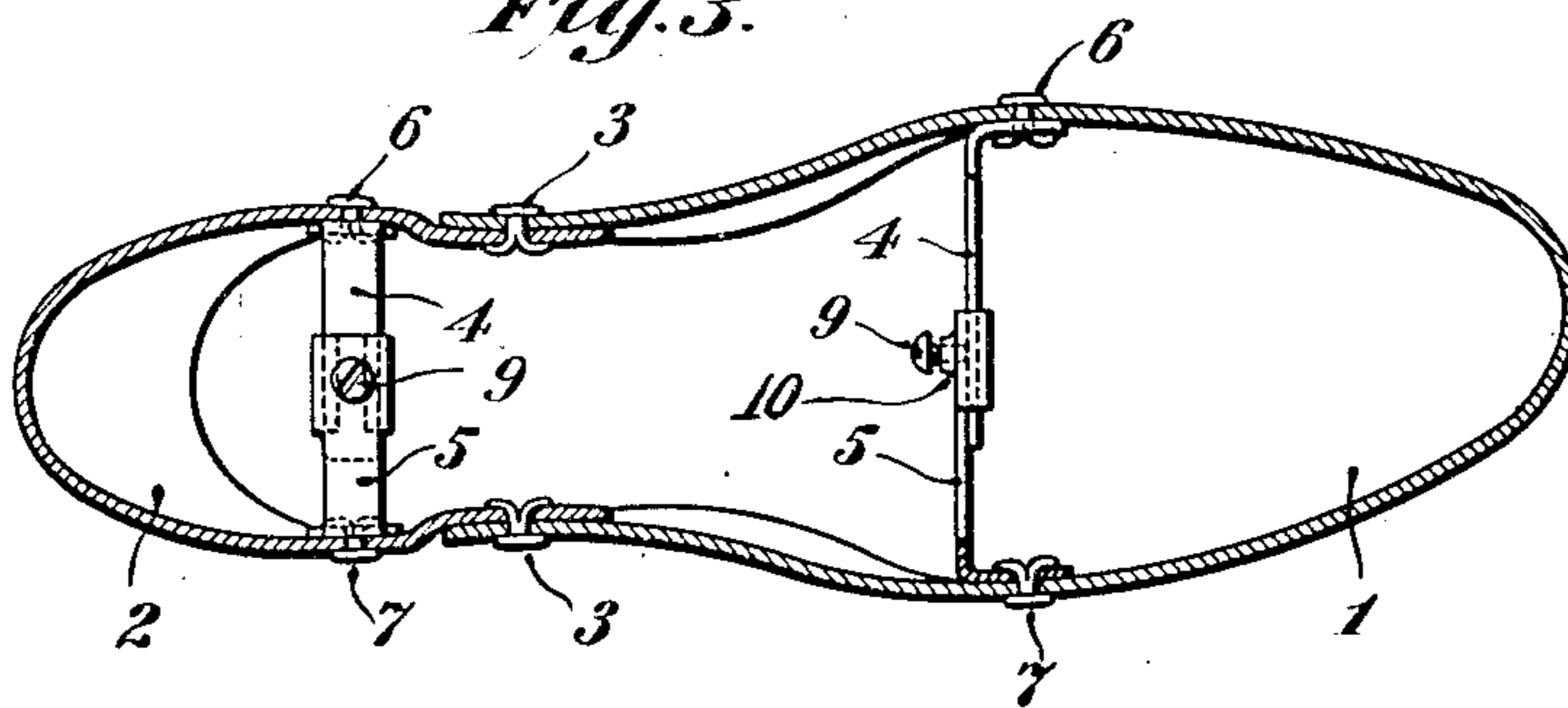
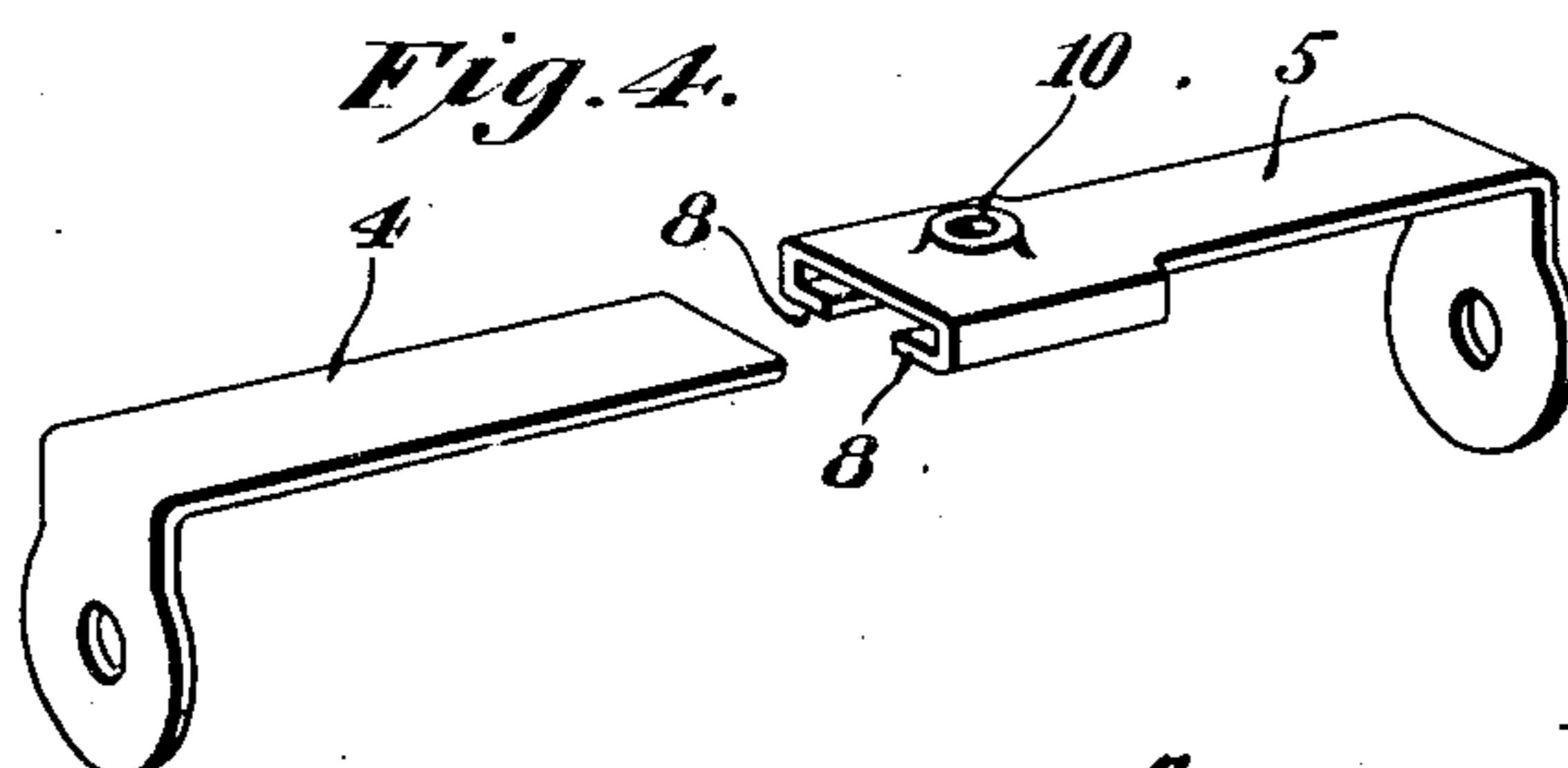


Fig. 4.



Witnesses:

E. C. Wurdeman
F. F. Dorsey

Inventors

Willard C. Richardson
Ernest W. Ford
by their Attorneys
Phillips Van Eeren & Fish

UNITED STATES PATENT OFFICE.

WILLARD C. RICHARDSON, OF LYNN, AND ERNEST W. FORD, OF SALEM, MASSACHUSETTS.

SHOE-FORM.

No. 878,313.

Specification of Letters Patent.

Patented Feb. 4, 1908.

Application filed August 23, 1906. Serial No. 331,715.

To all whom it may concern:

Be it known that we, WILLARD C. RICHARDSON and ERNEST W. FORD, citizens of the United States, residing at Lynn and Salem, respectively, in the county of Essex and State of Massachusetts, have invented certain new and useful Improvements in Shoe-Forms; and we do hereby declare the following to be a full, clear, and exact description of the invention, such as will enable others skilled in the art to which it appertains to make and use the same.

The present invention relates to an improvement in shoe forms.

Heretofore shoe forms have been more or less imperfect in that they have not fitted the instep of the shoe, which in the case of delicate shoes resulted either in distorting or failing to support the upper. One of the reasons for this has been the lapping of the fore part portion over the heel part portion thereby causing a ridge in the surface of the form.

One of the objects of the invention is to produce a shoe form in which the surface of the form throughout the shank is continuous, or substantially so, so as to support the instep of a shoe without distortion.

Another object of the invention is to produce an improved means for adjusting the width of the form in the fore part, or heel part, or both.

To the above ends the invention consists in a shoe form hereinafter described and particularly defined in the claims.

In the accompanying drawing illustrating the preferred form of the invention Figure 1 is a side elevation, Fig. 2 a longitudinal sectional elevation and Fig. 3 is a horizontal section on the line $x-x$, Fig. 2, of the shoe form. Fig. 4 illustrates the width-adjusting means detached.

The shoe form consists of the fore part 1 and the heel part 2 of sheet material molded to the shape of the shoe in which the form is to be used. The parts are hinged together by the rivets 3 in the shank. In order to secure continuity of the surface of the form the portion of the heel part through which the rivets pass which unite it to the fore part is offset as shown in Fig. 3 a distance equal to the thickness of the material used. Thus the outer surface of the waist of the form is substantially continuous from the heel part to fore part. It is immaterial of course, whether the offset be formed in the heel part

or the fore part as this depends solely upon which part extends within the other.

The width-adjusting means comprise two strips of metal 4 and 5 having their ends bent at right angles to their bodies and riveted as at 6 and 7 to the sides of the form. The member 5 is provided with ears 8 which embrace the body of the member 4 when it is thrust in the space formed between the ears 8 and the body of the member 5. A set screw 9 which is screwed through a screw-threaded hole 10 in the member 5 opposite the ears 8 is used to set the members in adjusted position. When it is desired to change the width of the form the set screw 9 is loosened and the opposite sides of the form are pulled apart or pressed together to bring it to the desired width and then the set screw is screwed up thereby fixing the form in the desired size.

It is within the purview of the invention to employ a single width-adjusting means located near the waist of the form or elsewhere but it is preferred to use two size-adjusting devices, the one located at the ball of the fore part and the other at the breast of the heel.

The present invention is not limited to the embodiment herein shown and described as it may be embodied in other and different forms within the scope of the following claims.

1. A shoe form comprising a fore part and a heel part formed of sheet material and provided with overlapping extremities pivoted together at the waist of the form, one of the pivoted extremities at each side being offset to bring the outer surfaces of the parts into substantially the same plane so that the outer surface of the form is substantially continuous and unbroken at the waist of the form, substantially as described.

2. A shoe form of flexible sheet material provided with a width-adjusting device comprising bars attached to the opposite sides of the form and having overlapping ends, and a binding device provided with a set screw for securing the ends of the bars together in adjusted position, substantially as described.

In testimony whereof we affix our signature, in presence of two witnesses.

WILLARD C. RICHARDSON.
ERNEST W. FORD.

Witnesses:

MARGARET L. GILMAN,
FARNUM F. DORSEY.