

No. 878,008.

PATENTED FEB. 4, 1908.

H. M. LANDFIELD.

KNEE REST.

APPLICATION FILED APR. 3, 1907.

Fig. 1.

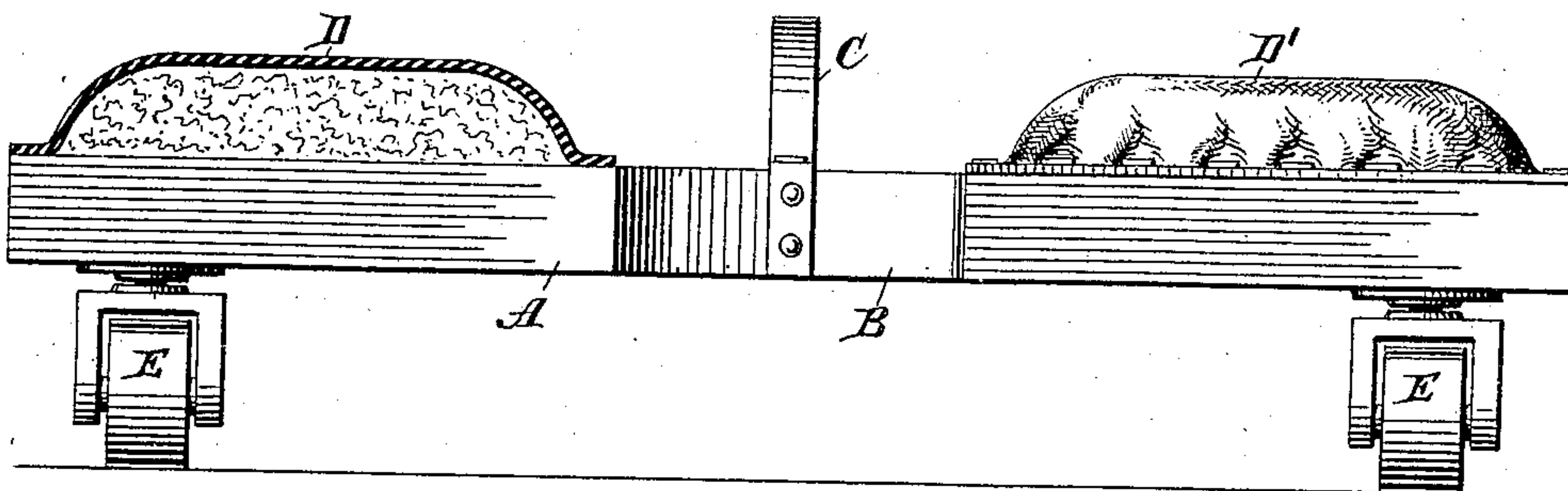


Fig. 2.

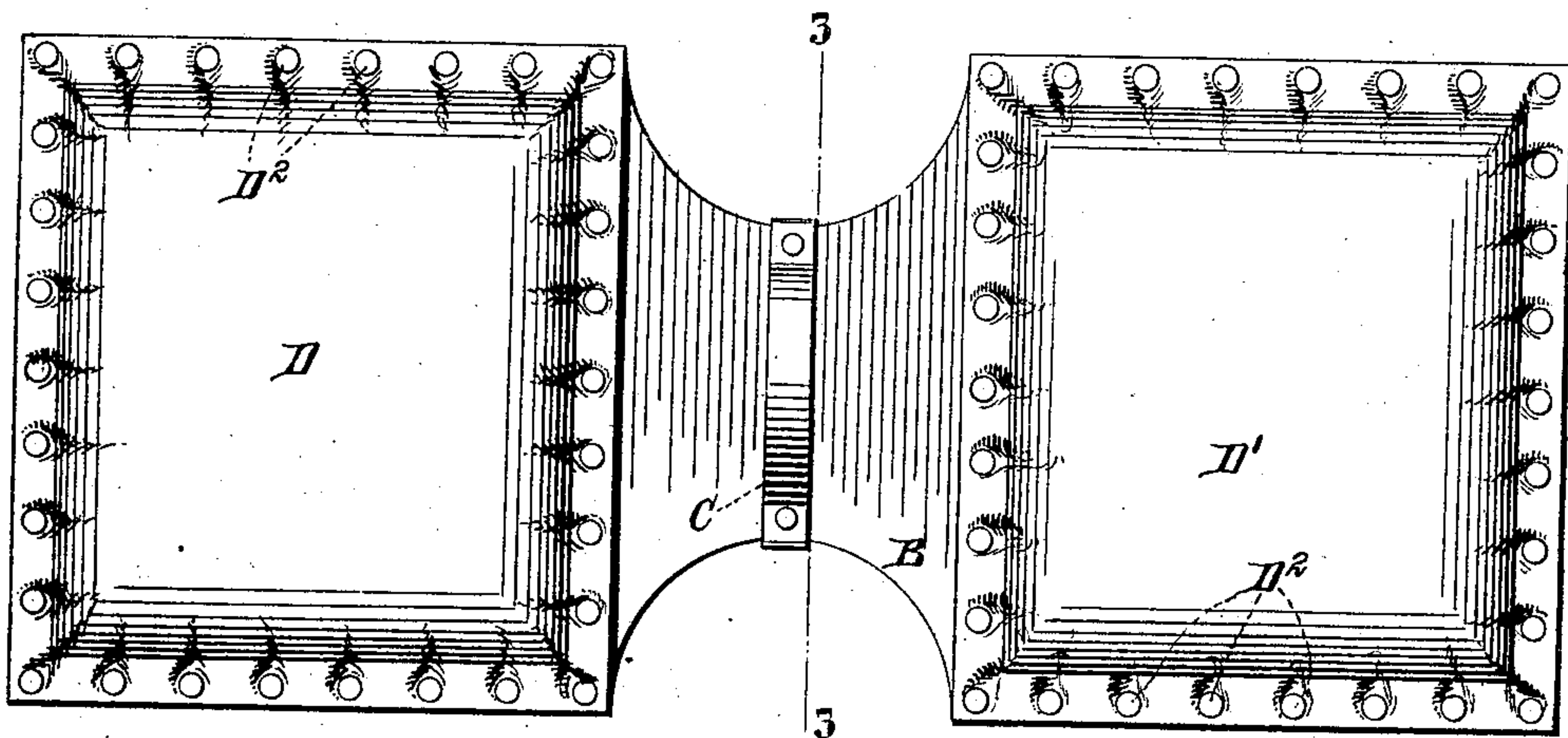
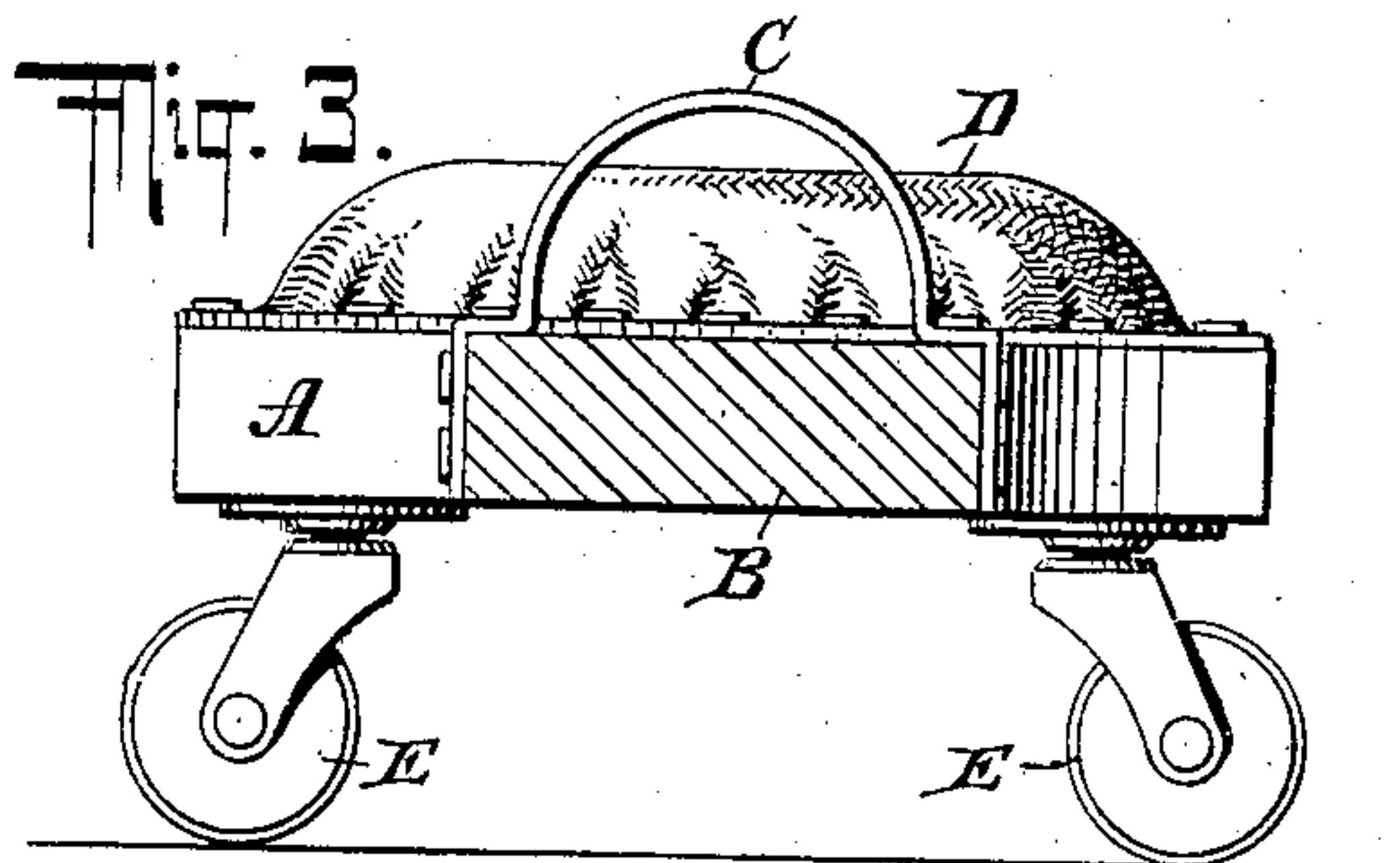


Fig. 3.



WITNESSES

*John A. Kehlebeck.*  
*John Lotka*

INVENTOR

*Harry M. Landfield*

BY *Briesen & Krantz*  
his ATTORNEYS

# UNITED STATES PATENT OFFICE.

HARRY M. LANDFIELD, OF NEW YORK, N. Y.

## KNEE-REST.

No. 878,008.

Specification of Letters Patent.

Patented Feb. 4, 1908.

Application filed April 3, 1907. Serial No. 366,166.

*To all whom it may concern:*

Be it known that I, HARRY M. LANDFIELD, a citizen of the United States, and a resident of the borough of Manhattan, city, county, and State of New York, have invented certain new and useful Improvements in Knee-Rests, of which the following is a specification.

My invention relates to knee rests and has for its object to provide a device of this kind for use in scrubbing floors, laying carpets and in any other way where it is necessary for a person to assume a kneeling position. My device is easily moved from place to place without making it necessary for the person to rise and is provided with pads to prevent injury to the knees.

My invention will be fully described hereinafter and the features of novelty will be pointed out in the appended claims.

Reference is to be had to the accompanying drawings in which

Figure 1 is a side elevation of my improved device partly in section; Fig. 2 is a plan view thereof and Fig. 3 is a sectional view thereof on line 3—3 of Fig. 2.

A represents a platform of wood or similar material which is cut away near the central portion to produce a reduced portion B. A handle C is attached to the platform A at the reduced portion thereof, in any suitable manner as for instance by tacks or screws.

D and D<sup>1</sup> are knee rests padded with hair, felt or like material and are secured in position on the platform by nails or tacks D<sup>2</sup>. E are casters of the usual double-pivot

kind secured to the lower surface of the platform A and serve as a means to permit the person using my knee rest to shift from place to place without rising.

My device thus serves as a convenient medium for preventing injury to the knees of charwomen, carpet layers and the like. The handle C is used to carry the rest from one point to another, and the platform A is cut away at the center to reduce weight and also to present a more finished appearance. The reduced portion further serves to permit the device to be comfortably and easily carried about as in this case the limb of the carrier fits into either of the recesses at the reduced portion of said platform.

I claim:

1. A knee rest comprising a platform having a reduced central portion, pads on the upper surface of the platform one on each side of said reduced portion, and a handle secured to the reduced central portion of the platform.

2. A knee rest provided with a reduced portion, a handle secured at said reduced portion, a plurality of spaced pads, and means for permitting the knee rest to be shifted from one place to another.

In testimony whereof, I have hereunto signed my name in the presence of two subscribing witnesses.

HARRY M. LANDFIELD.

Witnesses:

JOHN LOTKA,

JOHN A. KEHLENBECK.