

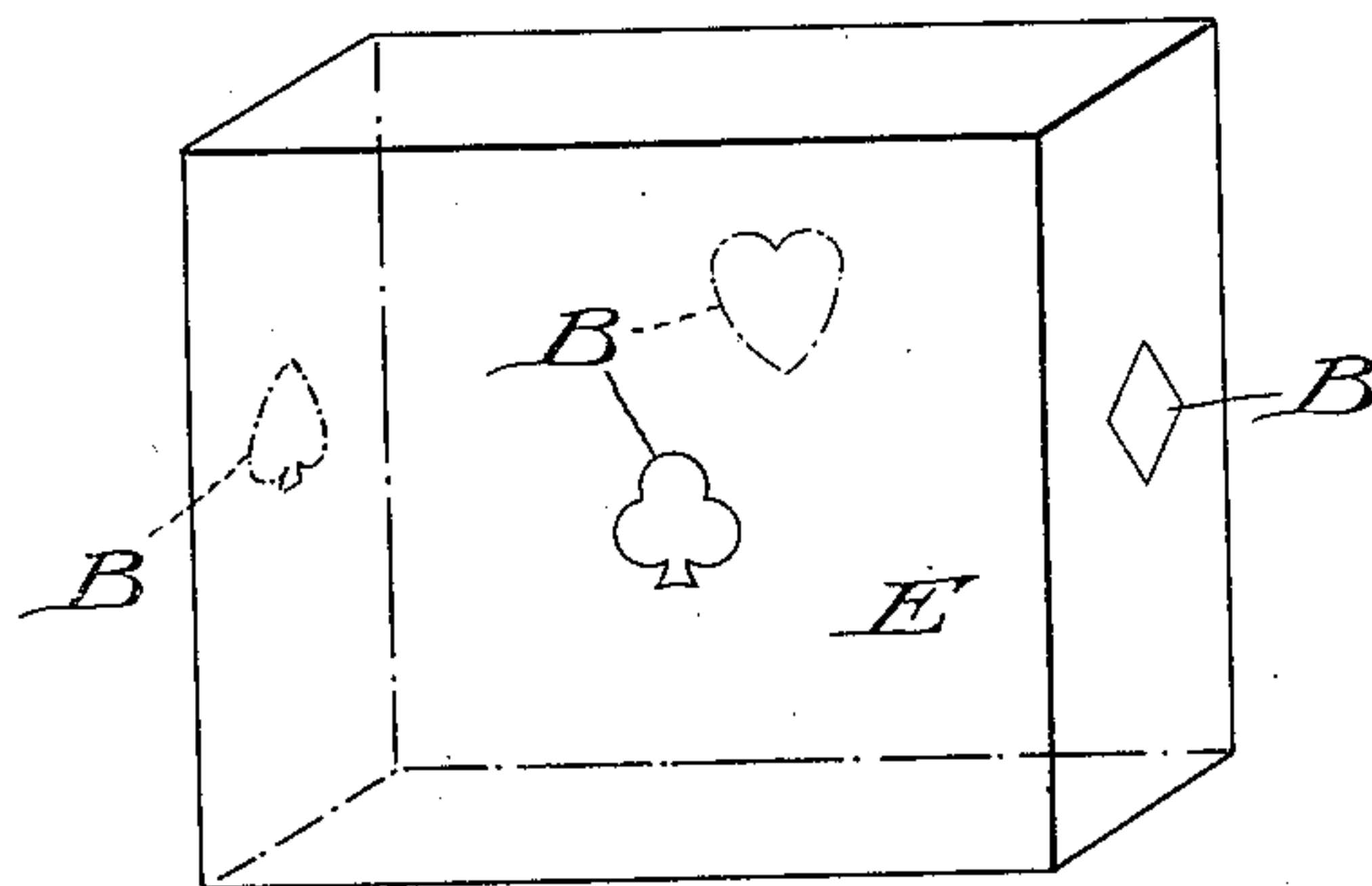
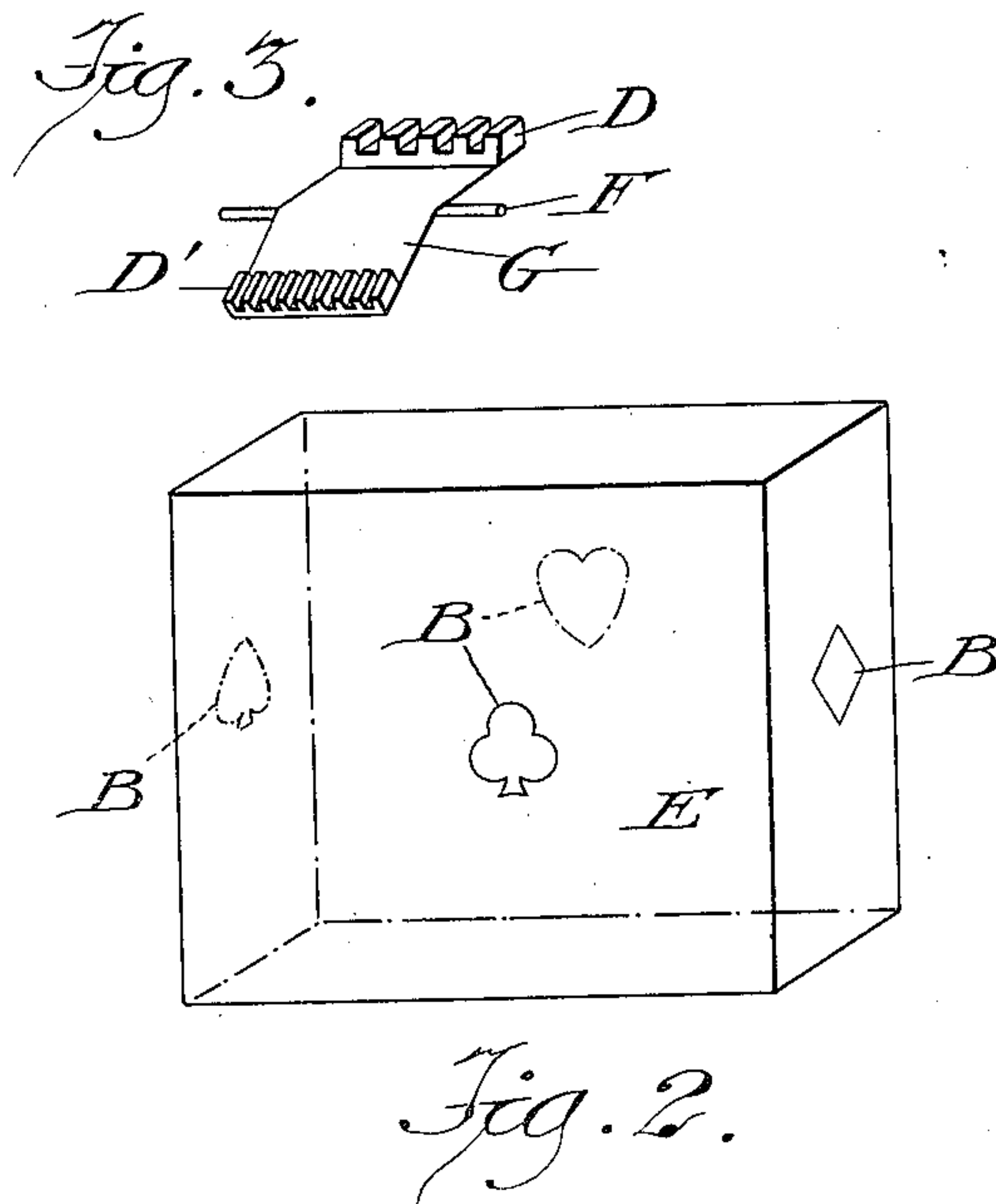
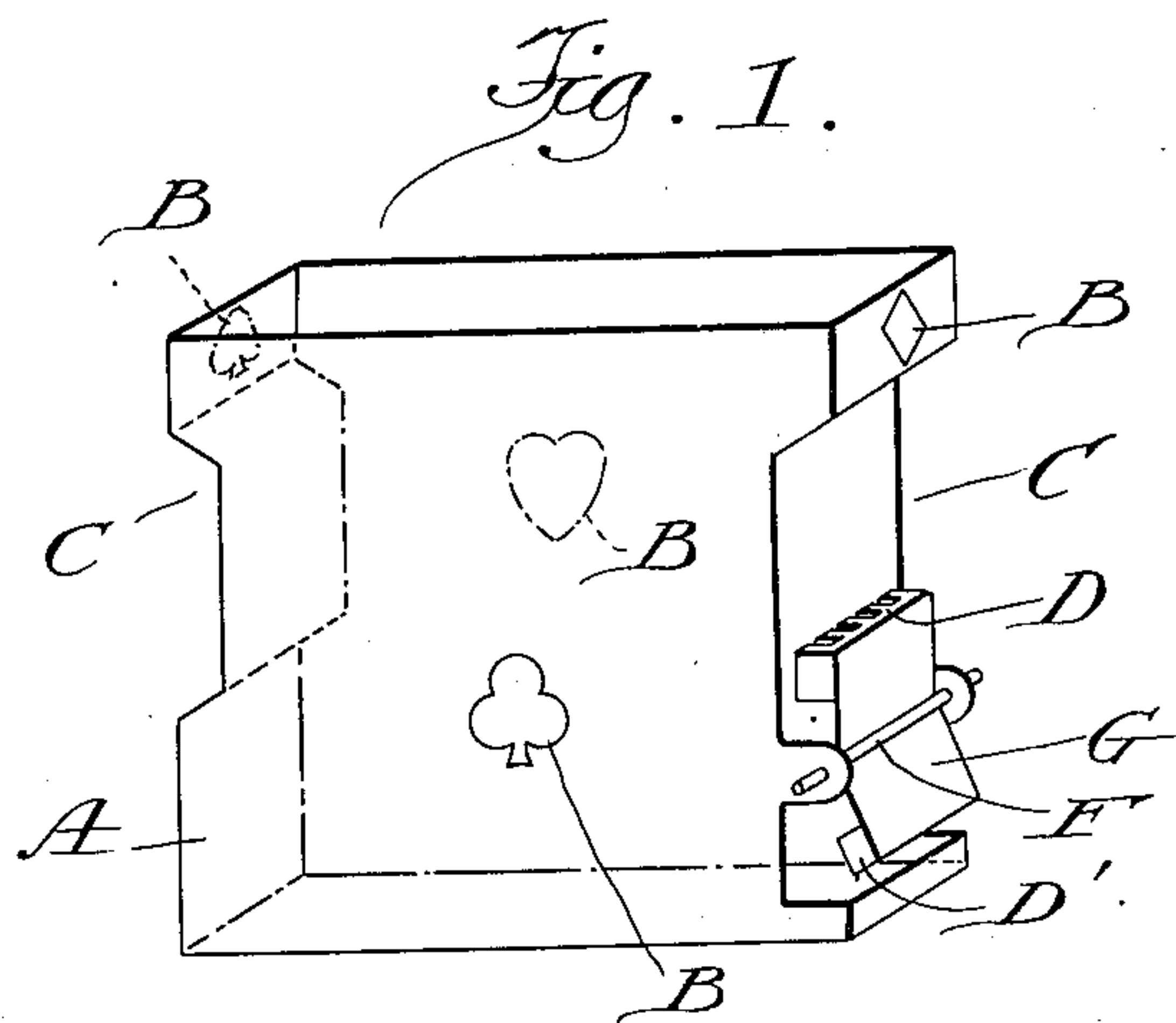
No. 877,992.

PATENTED FEB. 4, 1908.

J. GAUNT.
PLAYING CARD SHUFFLER AND TRUMP INDICATOR.

APPLICATION FILED APR. 6, 1907.

2 SHEETS—SHEET 1.



WITNESSES
Alfred H. Appleman
Chas. E. Mulreany

INVENTOR
Joseph Gaunt.
BY *Edgar Tate & Co.*
ATTORNEYS.

No. 877,992.

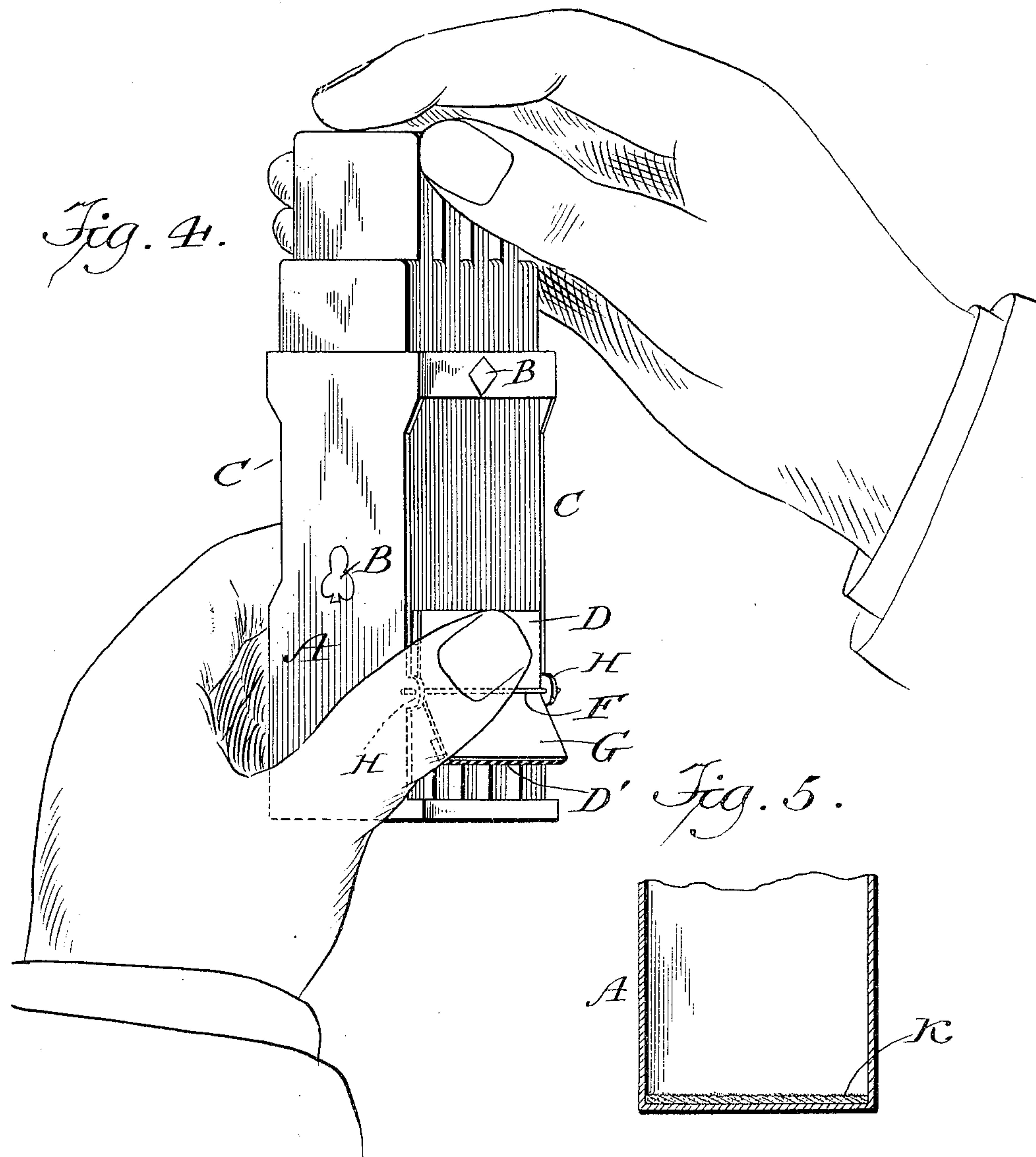
PATENTED FEB. 4, 1908.

J. GAUNT.

PLAYING CARD SHUFFLER AND TRUMP INDICATOR.

APPLICATION FILED APR. 6, 1907.

2 SHEETS—SHEET 2.



WITNESSES
A. R. Spelman
F. A. Stewart

INVENTOR
Joseph Gaunt
BY *Edgar Tate & Co.*
ATTORNEYS

UNITED STATES PATENT OFFICE.

JOSEPH GAUNT, OF ARMLEY, ENGLAND.

PLAYING-CARD SHUFFLER AND TRUMP-INDICATOR.

No. 877,992.

Specification of Letters Patent.

Patented Feb. 4, 1908.

Application filed April 6, 1907. Serial No. 366,671.

To all whom it may concern:

Be it known that I, JOSEPH GAUNT, a subject of the King of Great Britain, and residing at Armley, in the county of York, England, have invented certain new and useful Improvements in Playing-Card Shufflers and Trump-Indicators, of which the following is a specification, such as will enable those skilled in the art to which it appertains to make and use the same.

This invention relates to playing cards and the object thereof is to provide improved means for shuffling cards of this class whereby one or more packs or parts of packs of cards can be quickly and easily shuffled or mixed and dealt out to players, and at the same time the cards lubricated.

The invention comprises a box-shaped device of novel construction having means for lubricating the cards, and the invention is fully disclosed in the following specification, of which the accompanying drawing forms a part, in which the separate parts of my improvement are designated by suitable reference characters in each of the views, and in which;—

Figure 1 is a perspective view of a device embodying my invention; Fig. 2 a similar view of a slide cover or case for the device shown in Fig. 1; Fig. 3 a perspective view of a detail of the construction; Fig. 4 a perspective view showing the method of operating the card shuffler; and, Fig. 5 a transverse sectional view of the bottom portion of the card shuffler.

In the practice of my invention, I provide a box A which is oblong and rectangular in form and which may be composed of metal, paper board, celluloid, wood or any other suitable material, and the box A is open at the top and on the opposite sides and front and back thereof are indicated, as shown at B, the separate suits of cards which are printed, painted, or embossed thereon, or attached thereto in any desired manner, and the object of which is to show the trumps when the dealing is completed, this being done by placing the box so that the trump suit will show.

In the opposite sides of the box are openings or recesses C to allow the thumb and fingers to touch the edges of the cards when resting inside of the box and also to allow of the operation of the supplemental card holder as hereinafter described and to facilitate the delivering or shuffling of the cards.

In the form of construction shown, one of the openings or recesses C is larger than the other, and the side walls thereof, near the bottom of the box, are provided with ears H in which is mounted a wire rod or similar device F to which is secured a transversely arranged plate G to the opposite inner edges of which are secured strips D and D' of rubber or other suitable material, and the strips D and D' are provided, as shown, with transverse grooves in their inner surfaces forming corresponding transverse ribs, and in the construction shown, the ribs and grooves of the part D' are greater in number and smaller than the ribs and grooves of the part D, and it will be understood that by placing the thumb of one hand on the plate G either part, D or D', may be forced inwardly so that the ribs and grooves on the inner surfaces thereof will engage the edges of the cards placed in the box A.

The operation of shuffling cards is as follows. The box A with the cards placed therein is grasped in the left hand as shown in Fig. 4 with the thumb pressing on the plate G and either of the parts, D or D', may be pressed against the cards in the box. The cards or a part thereof are then withdrawn from the box by the thumb and fingers of the right hand, as shown in said figure of the drawing, and reinserted therein, and this operation is repeated until the cards are fully shuffled. If the part D be pressed against the cards in the box, a less number will be withdrawn in the operation of shuffling than if the part D' be pressed against the cards.

I also preferably place in the bottom of the box A a strip of fabric, felt or any other suitable material K and sprinkle in the box French chalk or other dry powder which is held therein by the felt, cloth or other material and operates to lubricate the cards and make the same move smoothly one upon another.

When the box A is not in use it may be inserted, with the cards therein, into the case or cover E shown in Fig. 2.

The parts F, G, D and D' constitute, a supplemental card holder, and aid in the operation of shuffling, and my invention is not limited to the exact form of this device, and changes therein and modifications thereof may be made without departing from the spirit of my invention or sacrificing its advantages.

Having fully described my invention, what I claim as new and desire to secure by Letters Patent, is;—

- 5 1. A card shuffling device, comprising a box having opposite sides and a front and back and open at one end, the opposite sides of the box being provided with openings, in one of which is pivoted a supplemental card holder.
- 10 2. A card shuffling device, comprising a box having opposite sides and a front and back and open at one end, the opposite sides of the box being provided with openings, in one of which is a pivoted member having
15 grooves and ribs, the box being also provided on the sides thereof with representations of the various suits of cards.
- 20 3. A card shuffling device, comprising a box having opposite sides and a front and back and open at one end, the opposite sides

of the box being provided with openings and the bottom thereof with means for holding a powder therein.

4. A card shuffling device, comprising a box having opposite sides and a front and
25 back and open at one end, the opposite sides of the box being provided with openings and the bottom thereof with means for holding a powder, one side of the box being also provided with a movable supplemental card
30 holder which operates through the opening therein.

In testimony that I claim the foregoing as my invention I have signed my name in presence of the subscribing witnesses this
35 25th day of March 1907.

JOSEPH GAUNT.

Witnesses:

RD. B. NICHOLLS,

WILLIAM HENRI KENNARD.