

No. 877,277.

PATENTED JAN. 21, 1908.

J. F. WYHER,
WHISK AND BROOM HOLDER.
APPLICATION FILED APR. 5, 1907.

Fig. 1.



Fig. 2.

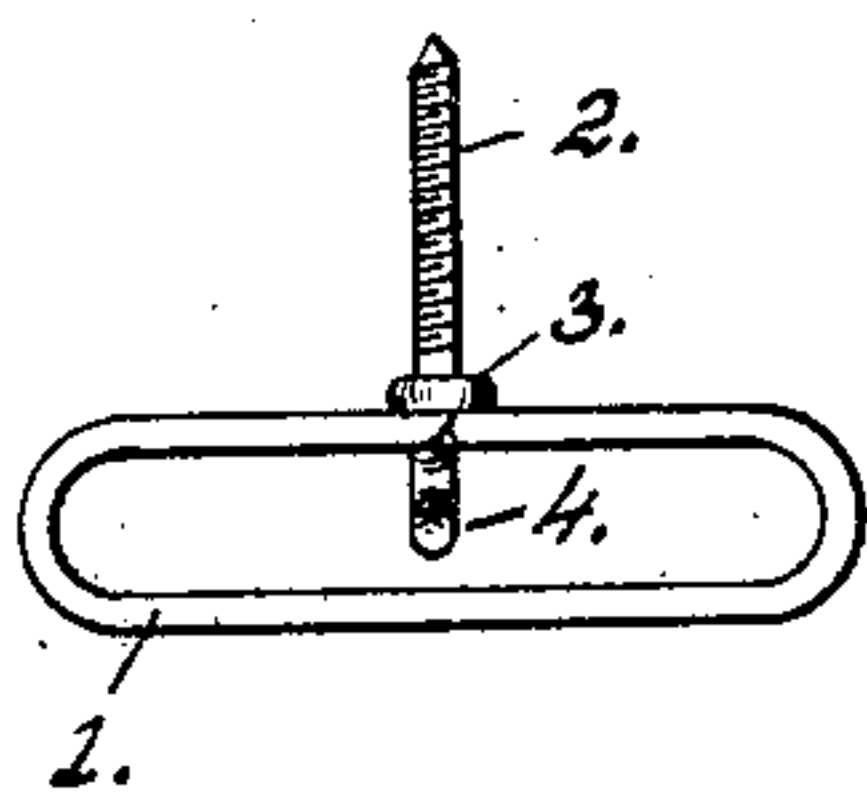
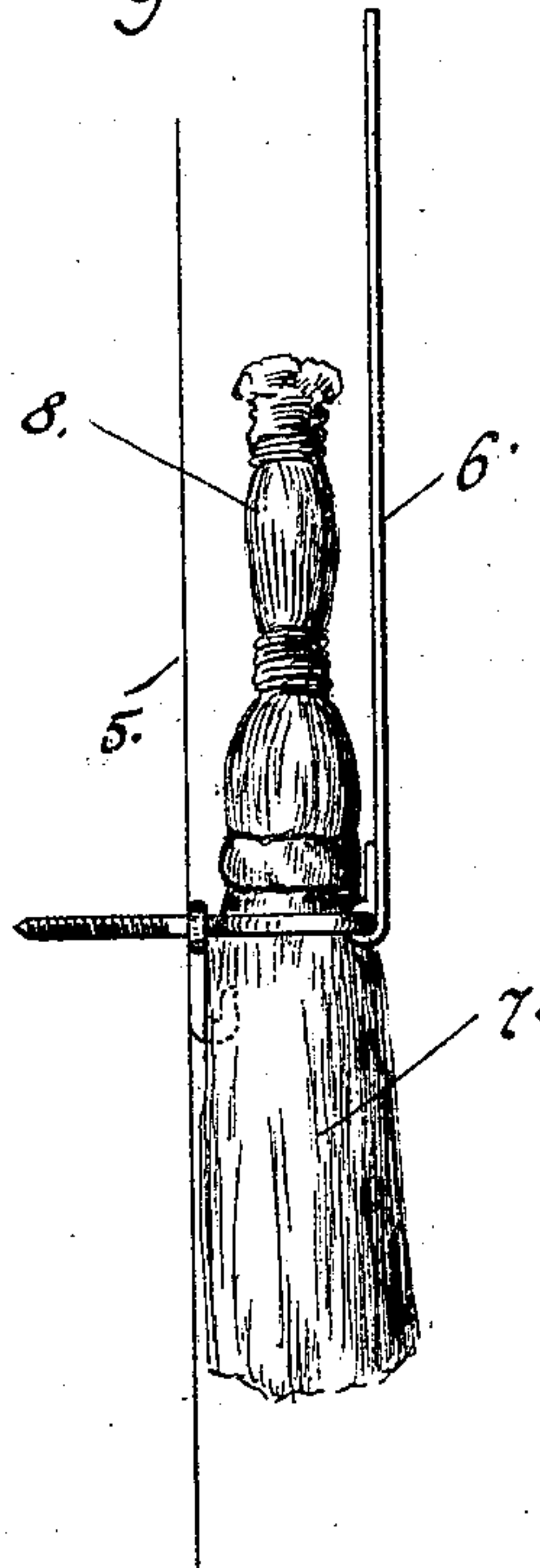


Fig. 3.

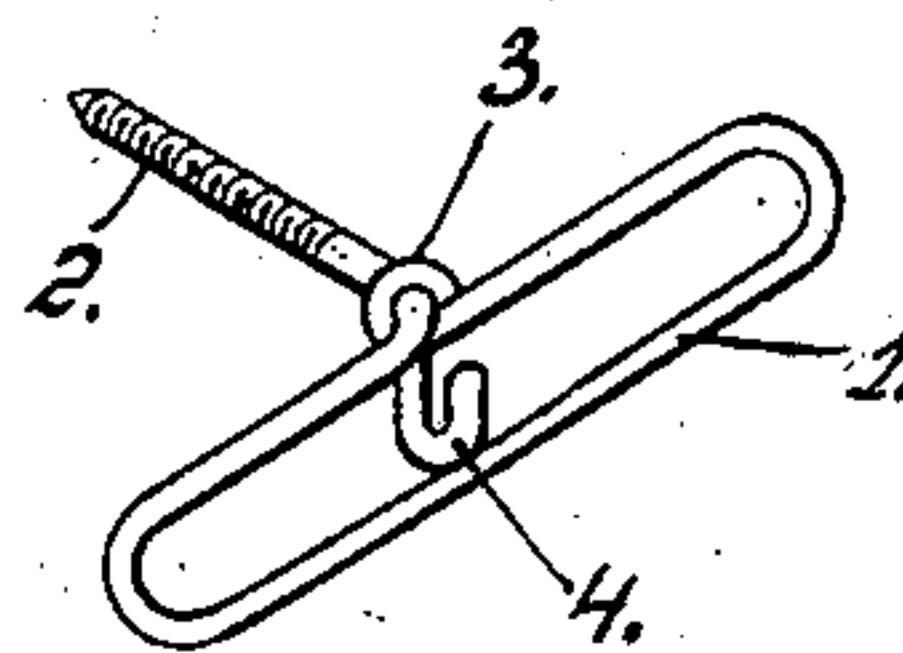


Fig. 4.

WITNESSES:

A. H. Rabsag,

A. H. Putter.

INVENTOR

J. F. Wyher,

BY

H. C. Everett & Co.

Attorneys

UNITED STATES PATENT OFFICE.

JOHN FREDERICK WYHER, OF PITTSBURG, PENNSYLVANIA.

WHISK AND BROOM HOLDER.

No. 877,277.

Specification of Letters Patent.

Patented Jan. 21, 1908.

Application filed April 5, 1907. Serial No. 366,622.

To all whom it may concern:

Be it known that I, JOHN FREDERICK WYHER, a citizen of the United States of America, residing at Pittsburg, in the
5 county of Allegheny and State of Pennsylvania, have invented certain new and useful Improvements in Whisk and Broom Holders, of which the following is a specification, reference being had therein to the accom-
10 panying drawing.

This invention relates to whisk and broom holders, and the invention has for its object to provide a simple and inexpensive whisk and broom holder which will operate effectually for the purposes designed.
15

The improved holder is particularly designed for supporting whisk brooms, but may be employed for supporting other articles of a similar structure. The improved
20 device is constructed from a single piece of wire comprising a stock having a threaded end and formed into an elongated loop at the other end, the loop formed by coiling the wire near one end around the stock and
25 forming a hook of the free end of the wire, the hook being disposed at right angles to the loop and extending transversely thereof, with the terminal of the hook pointing toward the loop.

The detail construction of my invention will be hereinafter more fully described and then specifically pointed out in the appended claims, and referring to the drawing forming a part of this specification, like
30 numerals of reference designate corresponding parts throughout the several views, in which:—

Figure 1 is a front elevation of my improved holder with a whisk broom therein,
40 Fig. 2 is a side elevation of the same, Fig. 3 is a plan of the holder with the concealing plate removed, and Fig. 4 is a perspective view of the same.

To put my invention into practice, I construct my improved holder of a piece of
45 strong and durable wire which is bent to form an oblong horizontal loop 1, one portion of the wire forming a stock and threaded as at 2, while a portion of the wire is coiled

around the stock near the threaded end 2, as
50 at 3, and bent into a depending hook 4, the terminal of the hook pointing upwardly and towards the open loop 1.

The threaded end 2 of the holder is adapted to be secured in a suitable support represented at 5, whereby the depending hook
55 4 will be braced against the support to permit of a broom or similar article being suspended from the hook, the broom or other article being provided with a ring or loop
60 that can be placed over the hook.

The front side of the loop 1 is provided with an upwardly-extending plate 6, said plate being suitably secured to the loop and extending upwardly therefrom. The plate
65 6 forms a guard or shield to the portion of the article held in the holder which extends above the loop, and may be of any required shape or size.

What I claim and desire to secure by Letters Patent is:—

1. A device of the class described formed from a single piece of wire comprising a stock threaded at one end with an elongated loop
75 at the other end with a hook depending from the stock adjacent to the loop and pointing toward the open portion of the loop, and a guard connected to the outer member of the loop and extending above the same, and operating to conceal the portion of the article
80 supported in the loop and which extends above the same.

2. A device of the class described formed from a single piece of wire comprising a stock threaded at one end with an elongated
85 loop at the other end, and with a guard plate connected to the outer member of the loop and extending above the same and operating to conceal the portion of the article supported in the loop and which extends
90 above the same.

In testimony whereof I affix my signature in the presence of two witnesses.

JOHN FREDERICK WYHER.

Witnesses:

MAX H. SROLOVITZ,
K. H. BUTLER