

No. 876,817.

PATENTED JAN. 14, 1908.

J. B. LOGAN.
CARPET STRETCHER.
APPLICATION FILED AUG. 9, 1906.

Fig. 1.

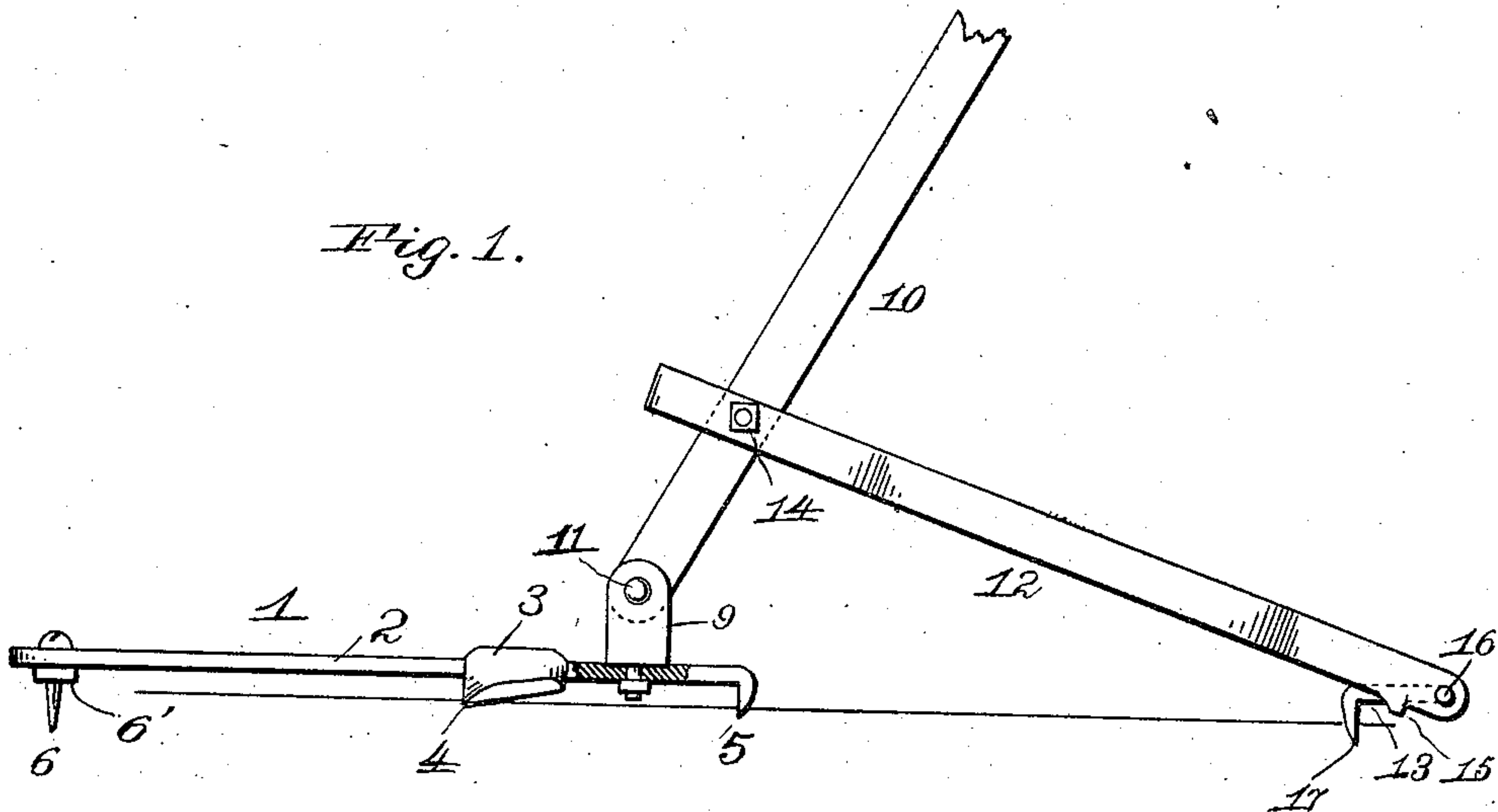


Fig. 2.

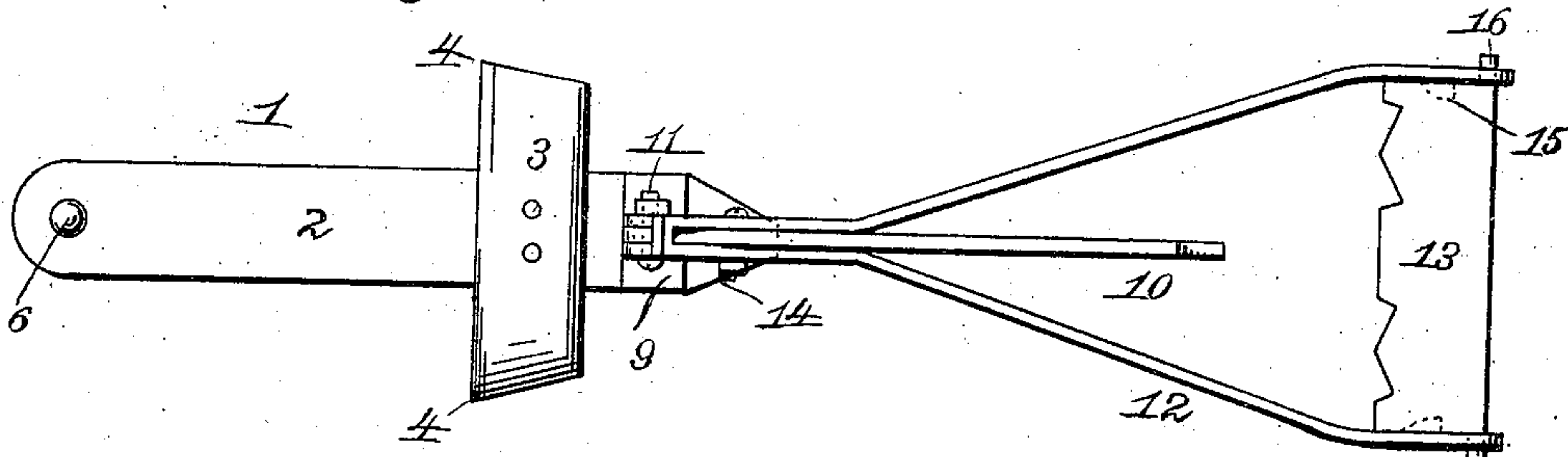
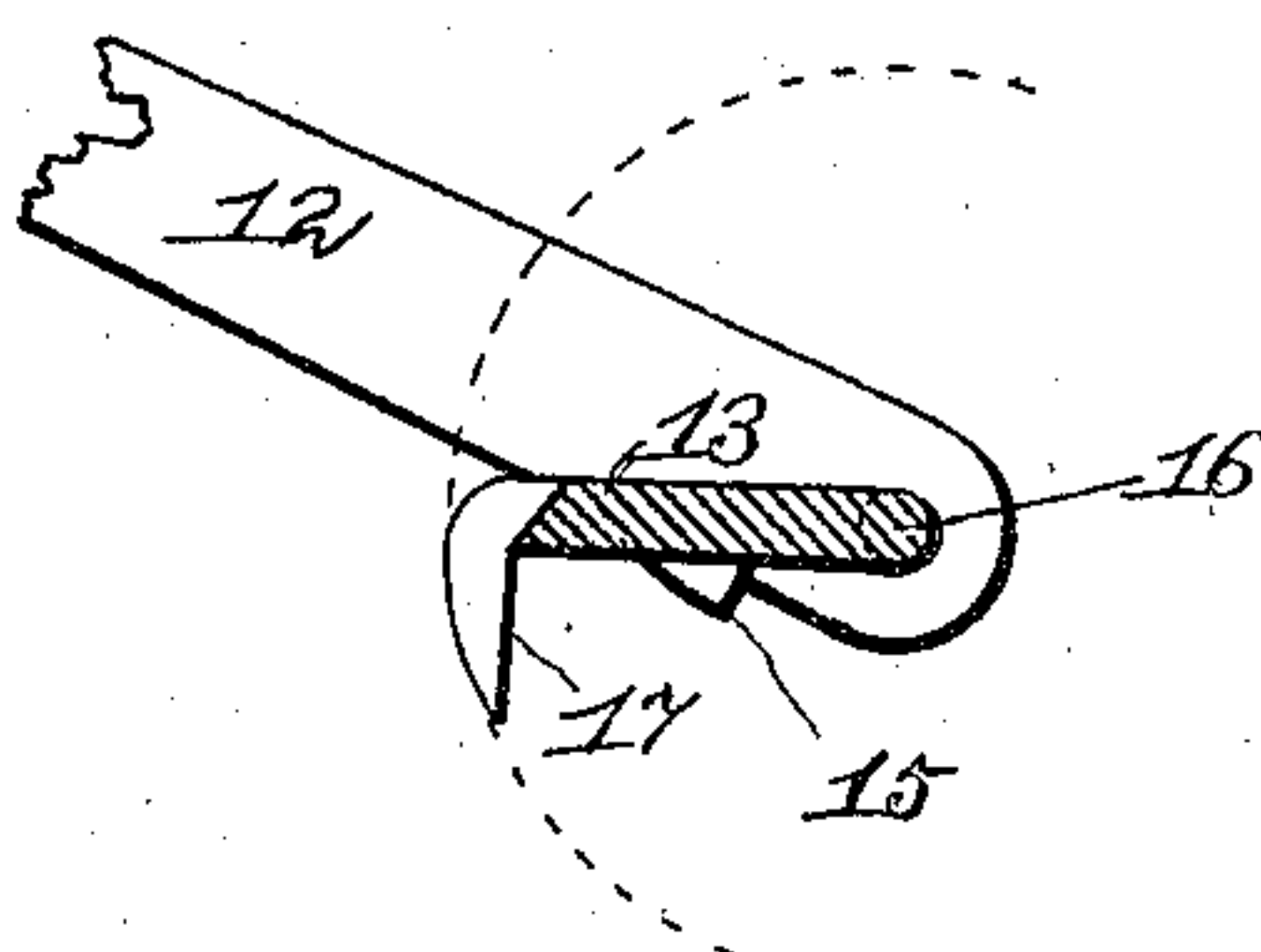


Fig. 3.



Witnesses
Alan F. Garner,
A. D. Hendricks.

Inventor
James B. Logan,
By J. H. Vermilya
Attorney

UNITED STATES PATENT OFFICE.

JAMES B. LOGAN, OF INA, ILLINOIS.

CARPET-STRETCHER.

No. 876,817.

Specification of Letters Patent.

Patented Jan. 14, 1908.

Application filed August 9, 1906. Serial No. 329,839.

To all whom it may concern:

Be it known that I, JAMES BENSON LOGAN, of Ina, county of Jefferson, State of Illinois, have invented a new and useful Improvement in Carpet-Stretchers, of which the following is a full, clear, and exact description, reference being had to the accompanying drawings, making part of this specification.

My invention is an improved carpet stretcher, and it consists in the construction, combination and arrangement of devices hereinafter described and claimed.

In the accompanying drawings Figure 1 is a side elevation of my improved carpet stretcher, partly in section, Fig. 2 is a top plan view of the same, and Fig. 3 is a detail sectional view.

The base 1 of my improved carpet stretcher has a longitudinal spring bar 2 and a transverse arched bar 3. Said bar 3 is secured on the bar 2, and its downturned ends are beveled and sharpened on their rear corners, to form points 4, to engage the carpet. The front end of the bar 2 is downturned and sharpened to form a point 5, and from the rear end of said bar a pointed screw 6 extends downwardly, to also engage the floor and serve as a pivot, said screw being provided with a nut 6' to hold that end of the bar above the carpet on the floor. On the upper side of the bar 2, near the front end thereof, is pivotally mounted a standard 9. A lever 10 has its lower end pivotally mounted in the upper end of said standard, as at 11. The stretcher foot comprises a fork frame 12 and a pivotally mounted bar 13. The rear portion of the fork frame is pivoted to the lever, as at 14, said lever passing between the closely approaching sides of the said frame, in the fork thereof. On the lower sides of the front portions of the fork arms are inwardly extending stops 15. The bar 13, which has its pivots 16 at its front corners,

and its carpet engaging teeth 17 depending from its rear side may bear either upon or under said stops, when the stretcher is in use, according to whether the carpet is being pushed from or pulled toward the operator, by the action of the lever and stretcher foot.

Having thus described my invention I claim:

1. A carpet stretcher comprising a base, a standard pivotally mounted thereon for angular movement in a plane parallel thereto, a lever pivotally mounted on said standard, the pivot of the said lever being at right angles to that of said standard, a stretcher foot pivotally connected to said lever, and a device attached to said stretcher foot and having carpet engaging points.

2. A carpet stretcher having a base comprising a longitudinal spring bar, provided at its front end with a downturned point, and at its rear end with a downturned point and a device to hold said end of the bar above the carpet on the floor, and an arched cross bar secured to said spring bar and having its ends beveled to form carpet engaging points, in combination with a lever connected to the base and a stretcher element connected to and operated by the said lever.

3. A carpet stretcher comprising essentially a base member, a lever connected thereto, a stretcher foot pivotally connected to said lever and comprising a fork frame, having inwardly extending stops, and a bar pivotally mounted in said fork frame to bear under and above said stops at will, and having carpet-engaging teeth, substantially as specified.

In testimony whereof I have set my hand this fourteenth day of June A. D. 1906 in the presence of two attesting witnesses.

JAMES B. LOGAN.

Witnesses:

J. B. WILSON,
WILLIAM ROTH.