

No. 876,172.

PATENTED JAN. 7, 1908.

J. GROSSGEBAUER.
NECKTIE ATTACHMENT.
APPLICATION FILED SEPT. 5, 1906.

Fig. 1.

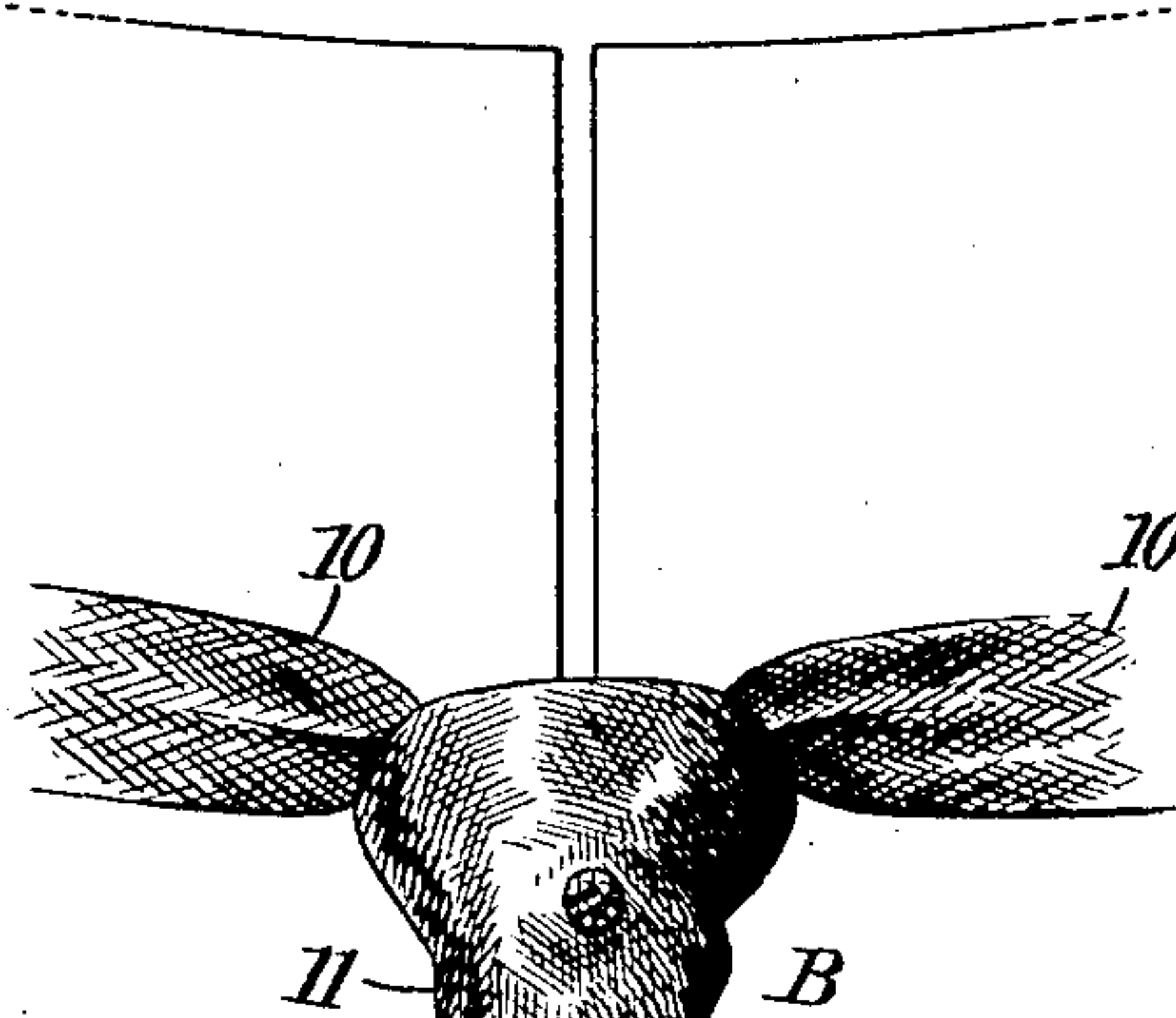


Fig. 4.

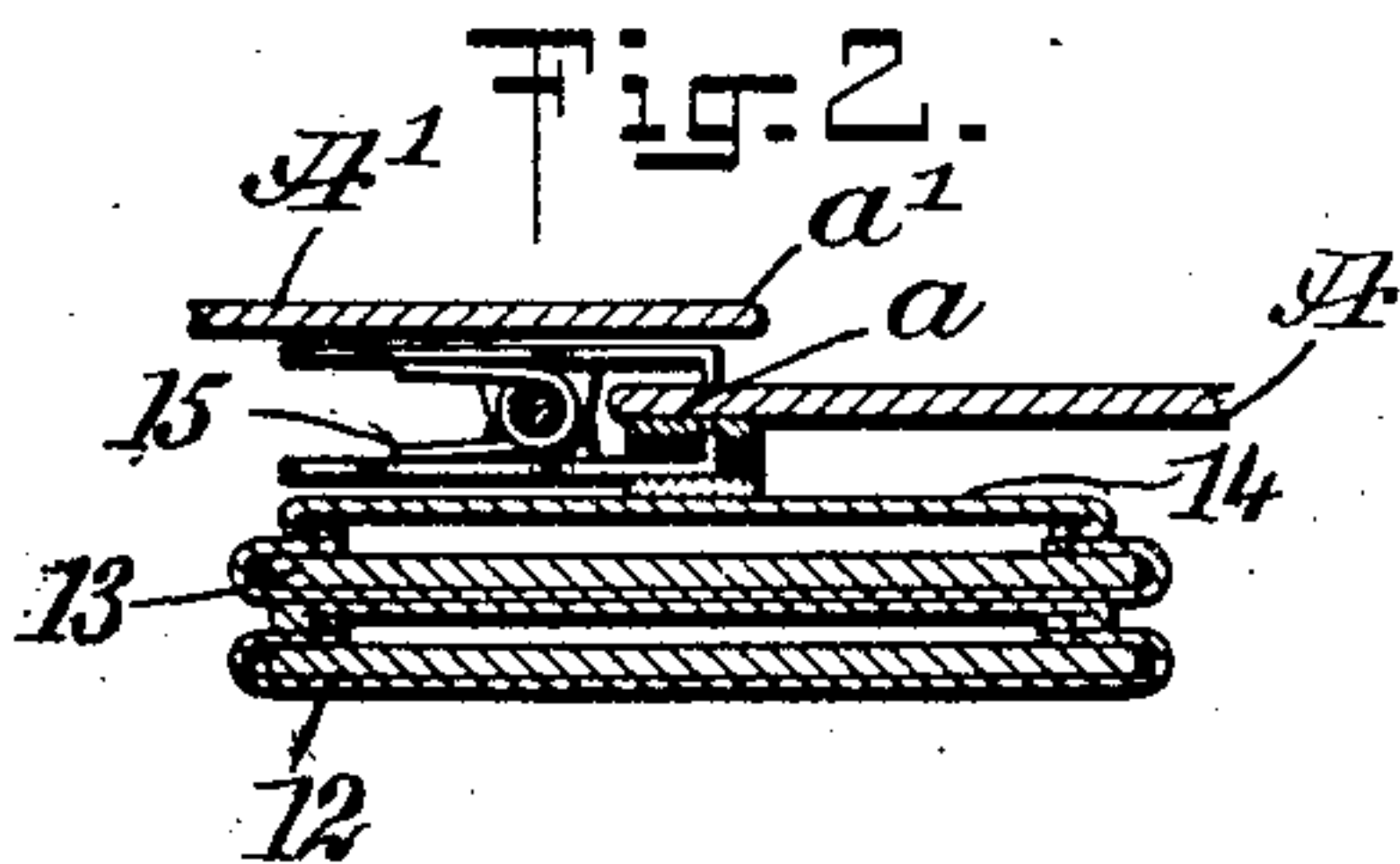
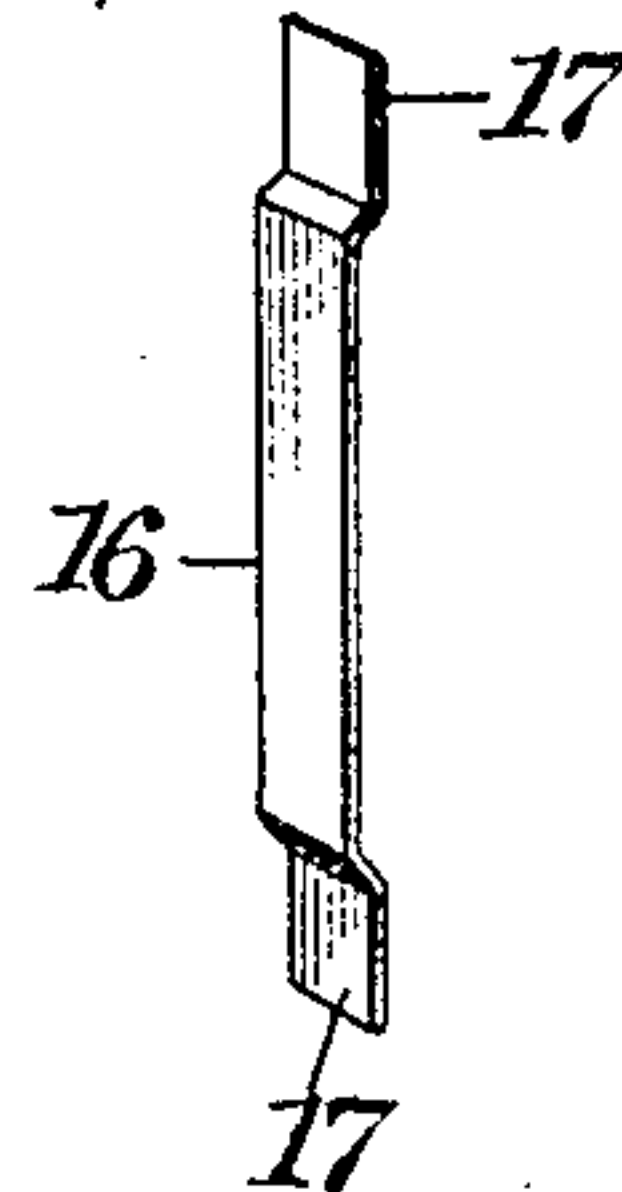
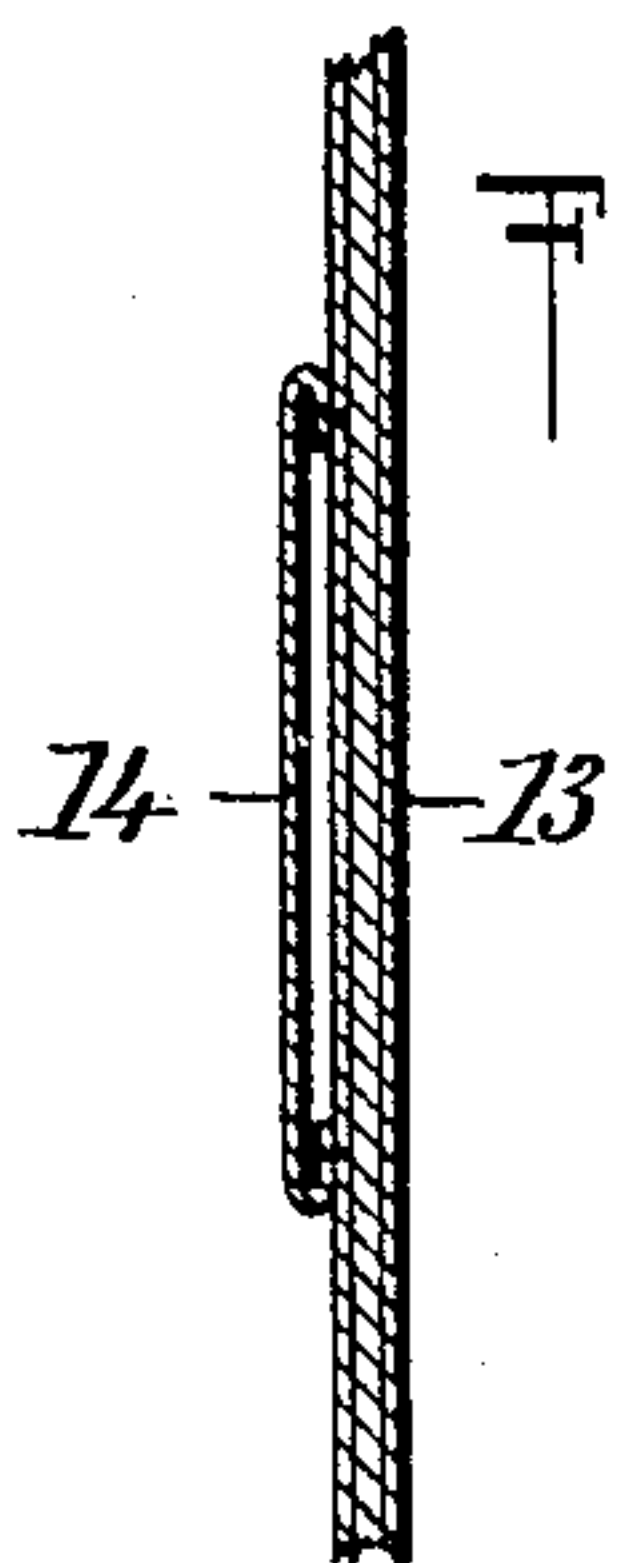


Fig. 3.



WITNESSES
[Signature]
[Signature]

INVENTOR
John Grossgebauer
BY *Mumma Co*
ATTORNEYS

UNITED STATES PATENT OFFICE.

JOHN GROSSGEBAUER, OF PATERSON, NEW JERSEY.

NECKTIE ATTACHMENT.

No. 876,172.

Specification of Letters Patent.

Patented Jan. 7, 1908.

Application filed September 5, 1906. Serial No. 333,313.

To all whom it may concern:

Be it known that I, JOHN GROSSGEBAUER, a citizen of the United States, and a resident of Paterson, in the county of Passaic and State of New Jersey, have invented a new and Improved Necktie Attachment, of which the following is a full, clear, and exact description.

The purpose of the invention is to provide an attachment to the inner face of the inner apron of a four-in-hand or similar tie or scarf, whereby when the tie is in position on the shirt it may hang perpendicularly and centrally over the center line of the bosom, at which point said apron is usually connected by a clip of some character, and the apron be thus held in such desirable perpendicular position while the clip or fastening device will be entirely concealed.

A further purpose of the invention is to provide an attachment of the character described which will be exceedingly simple, and which can be conveniently and satisfactorily applied to any scarf or tie without detracting from its appearance or interfering with the washing of the article if it be made of a washable material.

The invention consists in the novel construction and combination of the several parts, as will be hereinafter fully set forth and pointed out in the claims.

Reference is to be had to the accompanying drawings forming a part of this specification, in which similar characters of reference indicate corresponding parts in all the figures.

Figure 1 is a front elevation of a portion of the bosom of a shirt and the tie having its aprons turned over to display the attachment, the dotted lines indicating the manner in which the attachment is held to the bosom of a shirt, and the relative position of such point of attachment to the longitudinal central portion of the apron; Fig. 2 is a transverse section through the apron of a made-up or tied scarf, its attachment, and a central part of the bosom of a shirt, and illustrates the application of a clip to the open portion of the bosom and to the attachment; Fig. 3 is a longitudinal section taken on line 3—3 of Fig. 1 through a portion of the inner apron of a scarf and through the attachment carried

thereby; and Fig. 4 is a perspective view of a metal loop for attachment to the scarf as a substitute for the loop made of a pliable material.

A and A' represent the longitudinal sections of a bosom open at the front, the overlapping edges of the said sections being designated as *a* and *a'*, and they are best shown in Fig. 2, said overlapping edges *a* and *a'* being as usual at the central front portion of the bosom. B represents a scarf of the four-in-hand type, which may be either tied or made up, and comprises the customary band 10, knot 11 and outer and inner aprons 12 and 13. A loop 14, preferably of a pliable material is longitudinally secured at its ends to the under or inner face of the inner apron 13 of the scarf as is shown in Fig. 1, the attachment being made about centrally between the side edges of said apron, and also preferably at a point adjacent to the end of the apron. But if in practice it is found desirable the loop 14 may be placed at the central portion of said apron 13, or at any point in the length thereof.

The loop 14 is adapted to be engaged by the jaws of a clip or clamp 15 of any desired type, which clip or clamp 15 will hold the loop 14 firmly against the outer face of the section A of the shirt bosom at its overlapping edge *a*, as is particularly shown in Fig. 2, and in so holding the loop to said bosom section A the inner longitudinal edge of the loop is parallel with the longitudinal edge of the overlapping portion *a* of said section A, as is shown by full lines in Fig. 2 and by dotted lines in Fig. 1. It will thus be observed that a tie provided with the attachment described may be secured to the bosom of a shirt in such manner as to lie and be held perpendicularly over the central vertical portion of the bosom while the fastening device employed is entirely concealed.

In Fig. 4 I have shown a slight modification wherein the loop designated as 16 is constructed of a strip of material having its ends stepped from its body and fitted for attachment by sewing or otherwise to the tie or scarf. The ends of said loop may or may not be stepped as is found desirable in practice.

Having thus described my invention, I

claim as new, and desire to secure by Letters Patent,—

A scarf or tie having the inner apron thereof provided on its inner face with a longitudinally extending loop adapted to receive a member of a clamp to secure the scarf or tie to a shirt bosom.

In testimony whereof I have signed my name to this specification in the presence of two subscribing witnesses.

JOHN GROSSGEBAUER.

Witnesses:

PAUL GROSSGEBAUER,

ADOLF GROSSGEBAUER.