

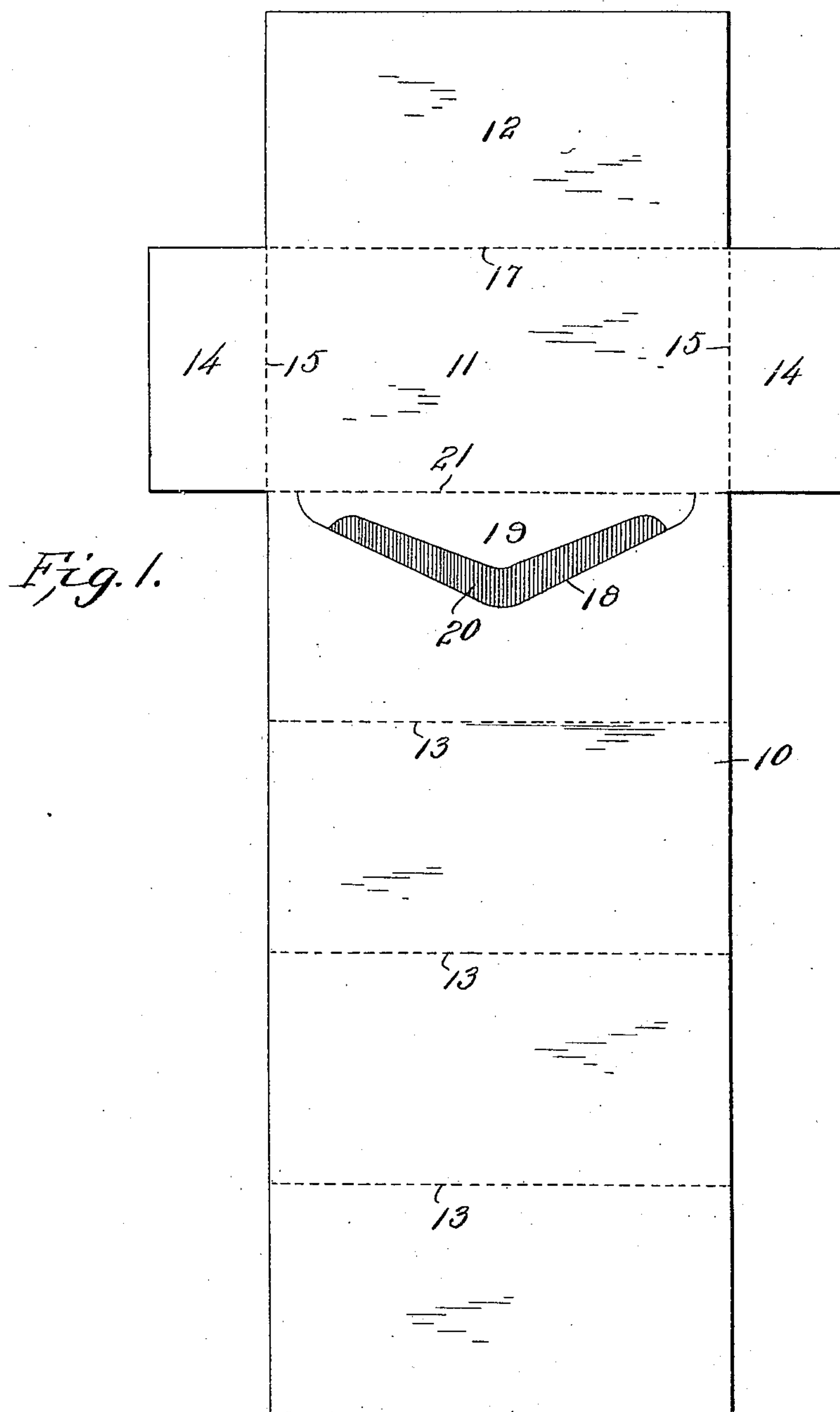
No. 875,636.

PATENTED DEC. 31, 1907.

G. M. TUBBS.  
LETTER SHEET.

APPLICATION FILED APR. 13, 1907.

2 SHEETS—SHEET 1.



Witnesses  
*A. A. Armstrong*  
*W. E. Smith*

Inventor  
*C. M. Tubbs,*  
By *Charles Chandler*  
Attorneys

No. 875,636.

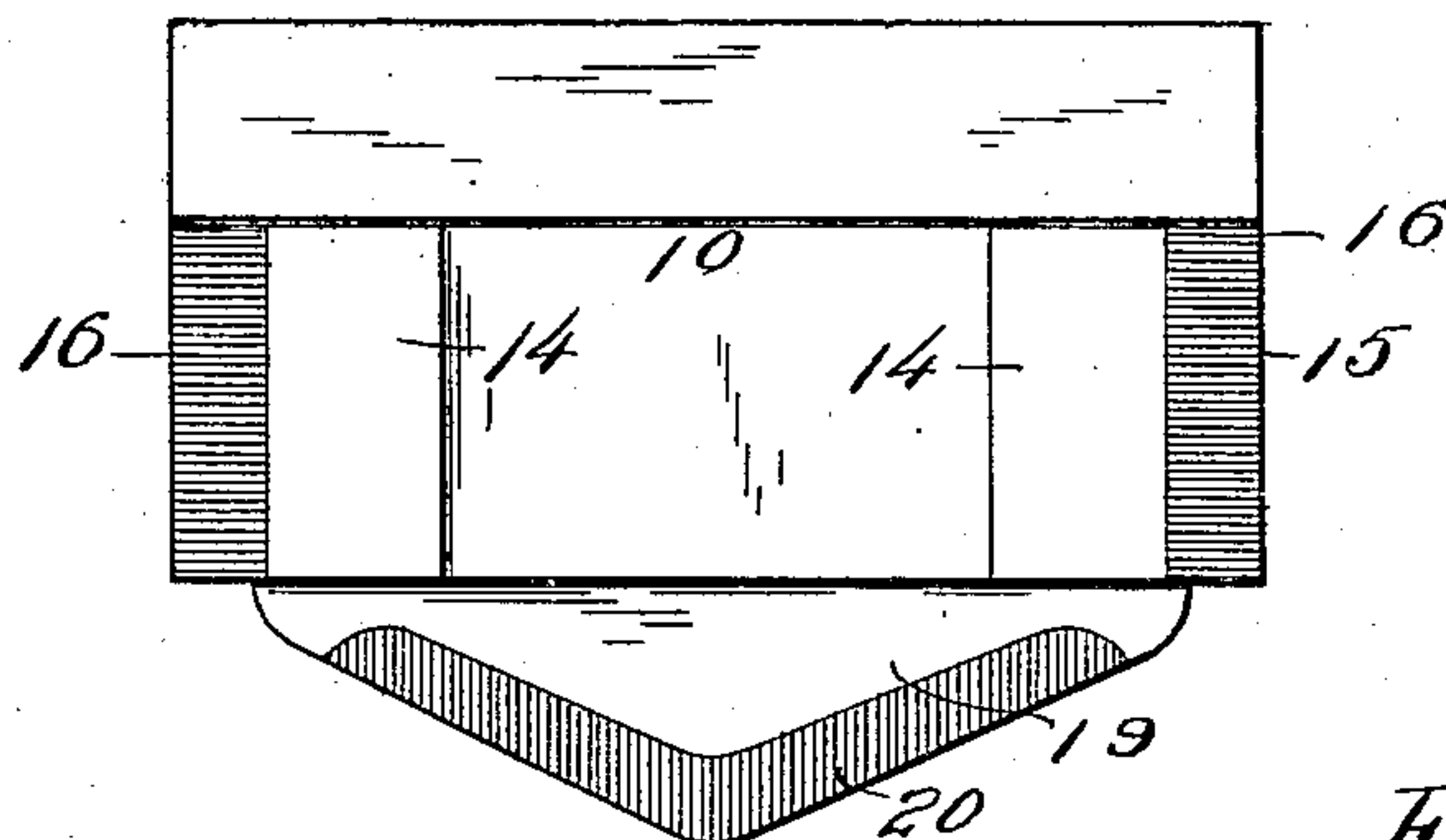
PATENTED DEC. 31, 1907.

C. M. TUBBS.  
LETTER SHEET.

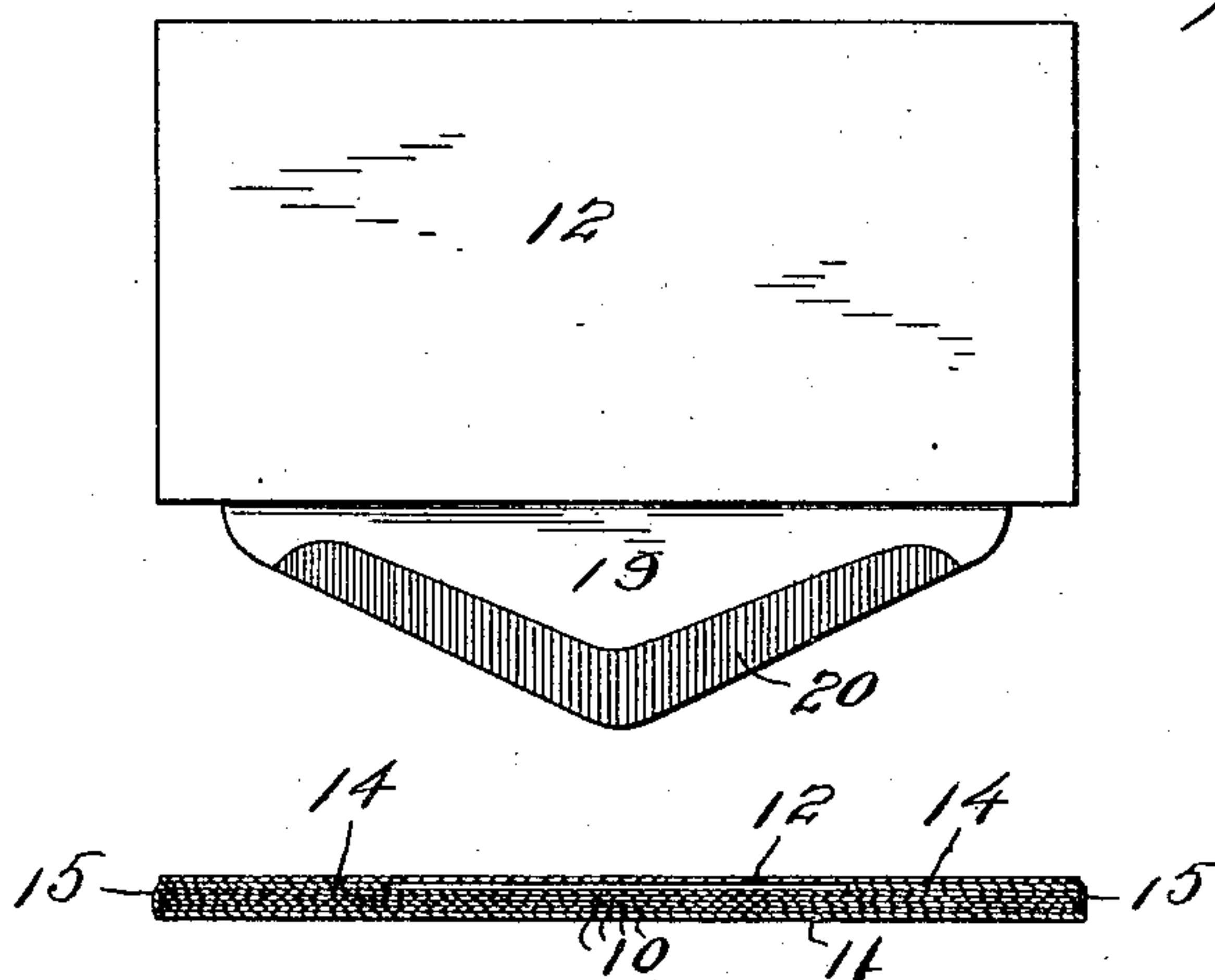
APPLICATION FILED APR. 13, 1907.

2 SHEETS—SHEET 2.

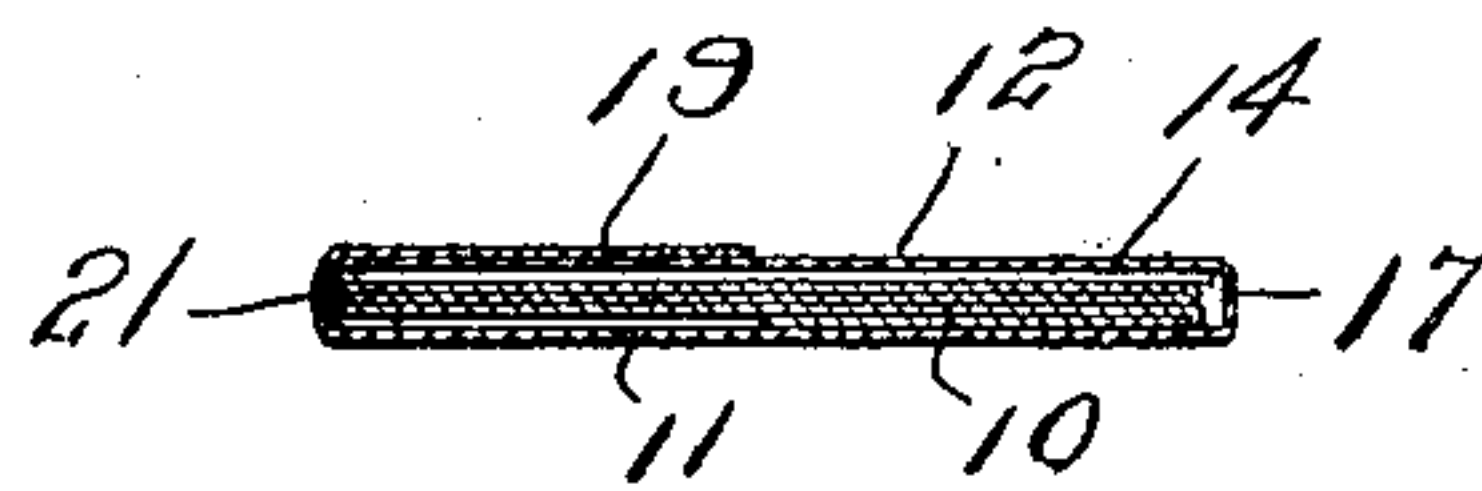
*Fig. 2.*



*Fig. 3.*



*Fig. 4.*



*Fig. 5.*

Witnesses  
*A. L. Armstrong*

*H. G. Smith*

Inventor  
*C. M. Tubbs,*

By *Charles Chandler*

Attorneys



# UNITED STATES PATENT OFFICE.

CHARLES M. TUBBS, OF OQUAWKA, ILLINOIS.

## LETTER-SHEET.

No. 875,636.

Specification of Letters Patent.

Patented Dec. 31, 1907.

Application filed April 13, 1907. Serial No. 368,010.

*To all whom it may concern:*

Be it known that I, CHARLES M. TUBBS, a citizen of the United States, residing at Oquawka, in the county of Henderson, State of Illinois, have invented certain new and useful Improvements in Letter-Sheets; and I do hereby declare the following to be a full, clear, and exact description of the invention, such as will enable others skilled in the art to which it appertains to make and use the same.

This invention relates to letter sheets and more particularly to that class which are of such construction as to be adapted to be folded, after having been written upon, to form an envelop or closure for the body of the sheet and the primary object of the invention is to provide a sheet of such character that it may be cut directly from a blank sheet and after a communication has been written upon the body thereof, may be so folded as to form an envelop for the communicatory portion of the sheet.

In other words the sheet may be broadly stated as consisting of a blank including a communicatory portion and an envelop, the communicatory section of the sheet being cut adjacent its junction with that portion of the envelop blank which may be termed the front thereof to form a flap closure of the usual form.

In the accompanying drawings, Figure 1 is a plan view of the blank prior to use, the lines upon which the blank is to be folded being indicated by dotted lines. Fig. 2 is also a plan view but showing the communicatory portion of the sheet folded into position to be inclosed by the envelop section of the sheet, the side flaps of the envelop section being folded over upon the communicatory section and the back of the envelop section being partly folded over. Fig. 3 is a plan view of the sheet after having been folded and inclosed in the envelop section thereof but before the flap closure is folded. Fig. 4 is a sectional view through the sheet in folded position, and, Fig. 5 is a similar view but taken in a plane at right angles and lengthwise of the sheet.

As shown in the drawings the letter sheet comprises a blank composed of a communicatory portion 10 and an envelop section including a front 11 and a back 12, these three portions 10, 11 and 12 of the blank being of the same width and in alinement. The communicatory portion 10 of the letter sheet

may be of any desired length and is adapted to be folded upon the dotted lines 13, the distance between these dotted lines being equal to or less than the distance between the longitudinal edges of the front 11 of the envelop section of the blank so that when the communicatory portion 10 is folded as stated, it will not extend beyond the said longitudinal edges of the front of the envelop section.

Integral end flaps 14 extend laterally from the side edges of the front of the envelop section and are adapted to be folded upon the dotted lines 15 to overlie the communicatory sheet when the same is folded over upon the inner faces of the front of the envelop section. The outer faces of these flaps 14 are gummed as indicated at 16 and are adapted to be moistened when the communicatory portion of the blank has been folded and the back 12 of the envelop section then folded upon the dotted line 17 to overlie the said flaps 14 it being understood of course that the back portion will adhere to the said flaps by reason of the adhesive thereon and that there will thus be formed a closure for the folding communicatory portion of the blank which closure is only open at the edge at which the communicatory portion of the blank forms a junction with the front of the envelop section. The said communicatory portion of the blank is cut as indicated at 18 adjacent to its point of junction with the front 11 of the envelop section to form a flap closure 19 which is gummed as indicated at 20 and is adapted to be folded upon the dotted lines 21 to complete the envelop which incloses the folded communicatory portion of the blank.

From the foregoing description of my invention it will be observed that the blank may be formed at one operation and from a single sheet of material and that consequently it is inexpensive to manufacture and is withal very desirable for use.

What is claimed is—

A letter sheet of the class described, comprising a blank including a communicatory portion and an envelop portion which latter is composed of a front a back, and end flaps, and a foldable closure, the latter being cut from the communicatory portion of the edge adjacent the point of junction of the said portion of the sheet with the front of the envelop portion, the end flaps being gummed only adjacent their junction with the front of the envelop portion of the sheet, and the

closure flap being gummed only along its  
outer edge, the communicatory portion of  
the sheet being adapted to be folded to such  
a degree as to be bounded by the edges of the  
5 front of the envelop portion, the end flaps of  
the envelop portion being adapted to be fold-  
ed over upon the folded communicatory por-  
tion of the sheet, the back of the envelop  
portion being adapted to be folded over upon

the said end flaps, and the closure flap being 10  
adapted to be folded over upon the said back  
flap, substantially as described.

In testimony whereof, I affix my signature,  
in presence of two witnesses.

CHARLES M. TUBBS.

Witnesses:

J. W. GORDON,

GEO. S. THORNTON.