

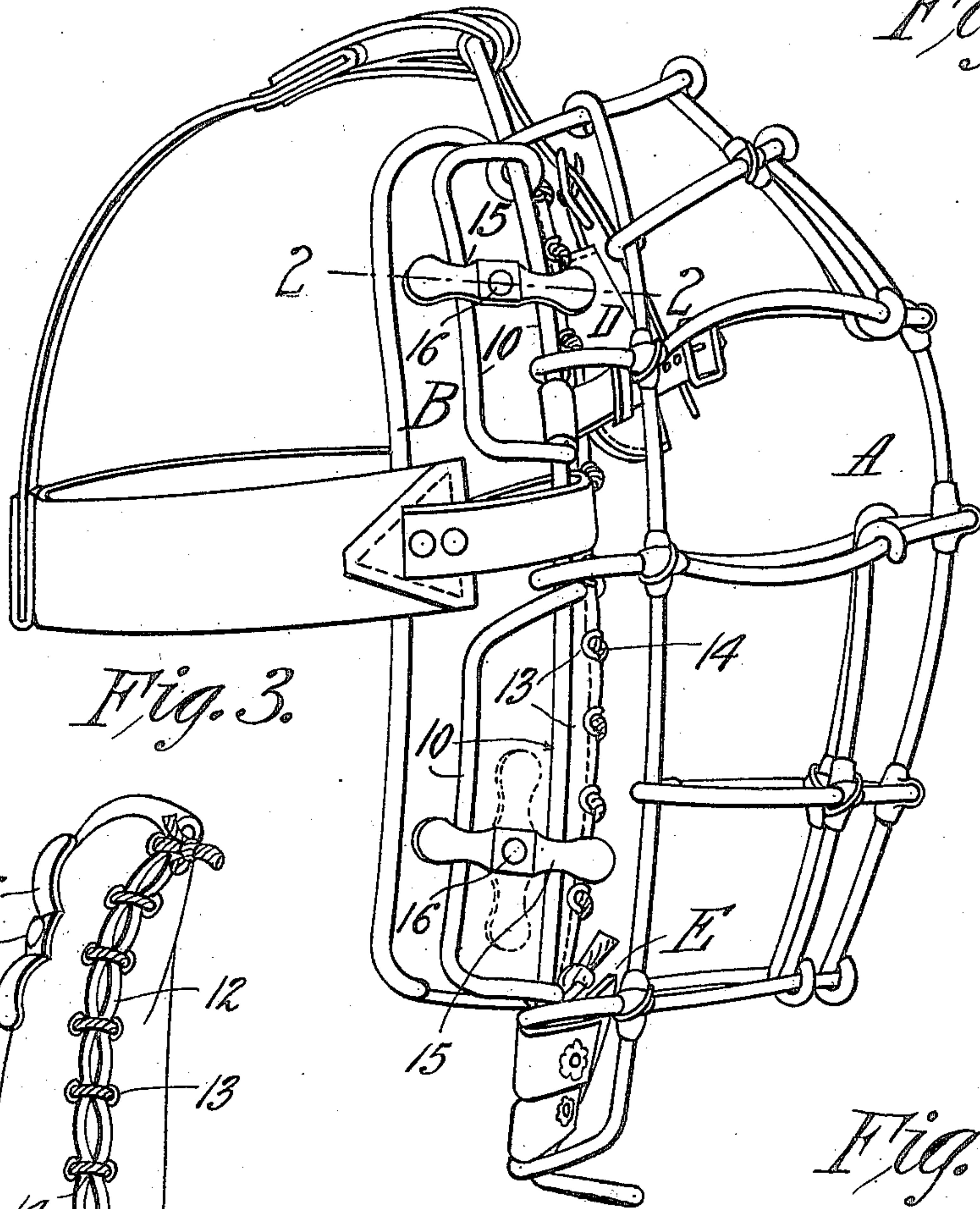
No. 875,337.

PATENTED DEC. 31, 1907.

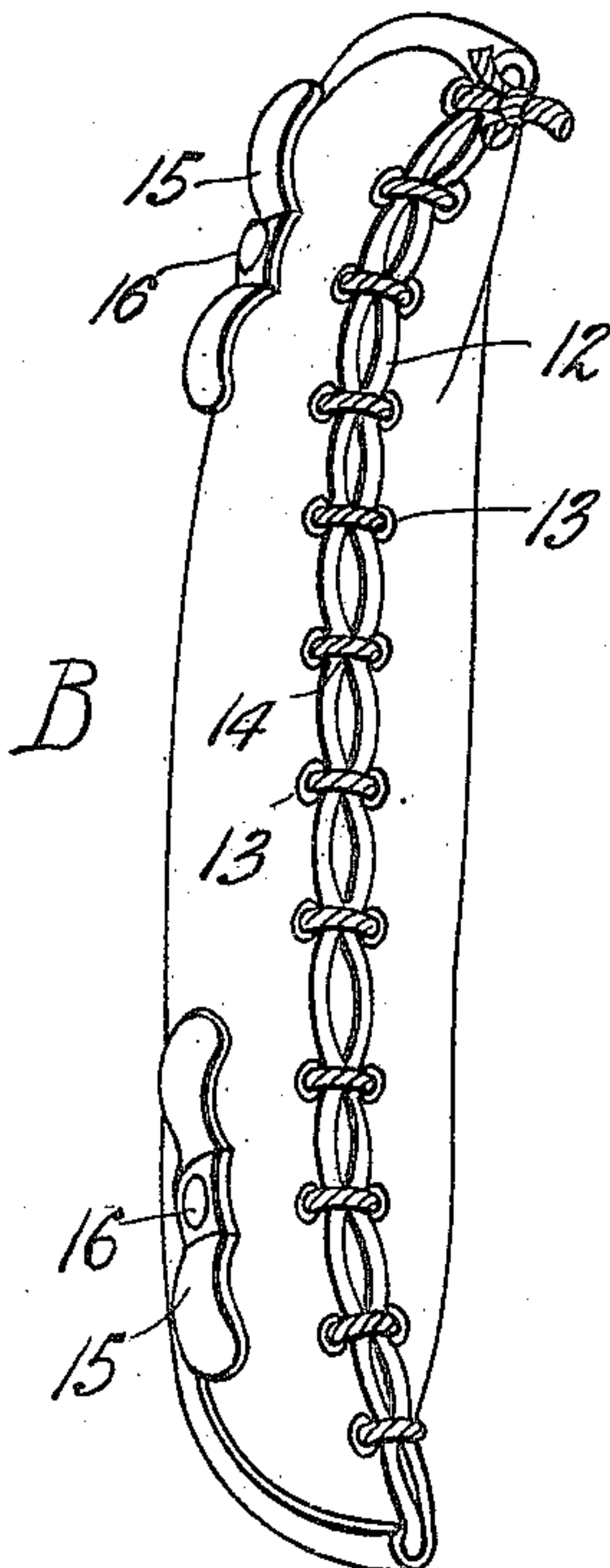
A. C. FERRY.  
CATCHER'S MASK.

APPLICATION FILED JULY 20, 1907.

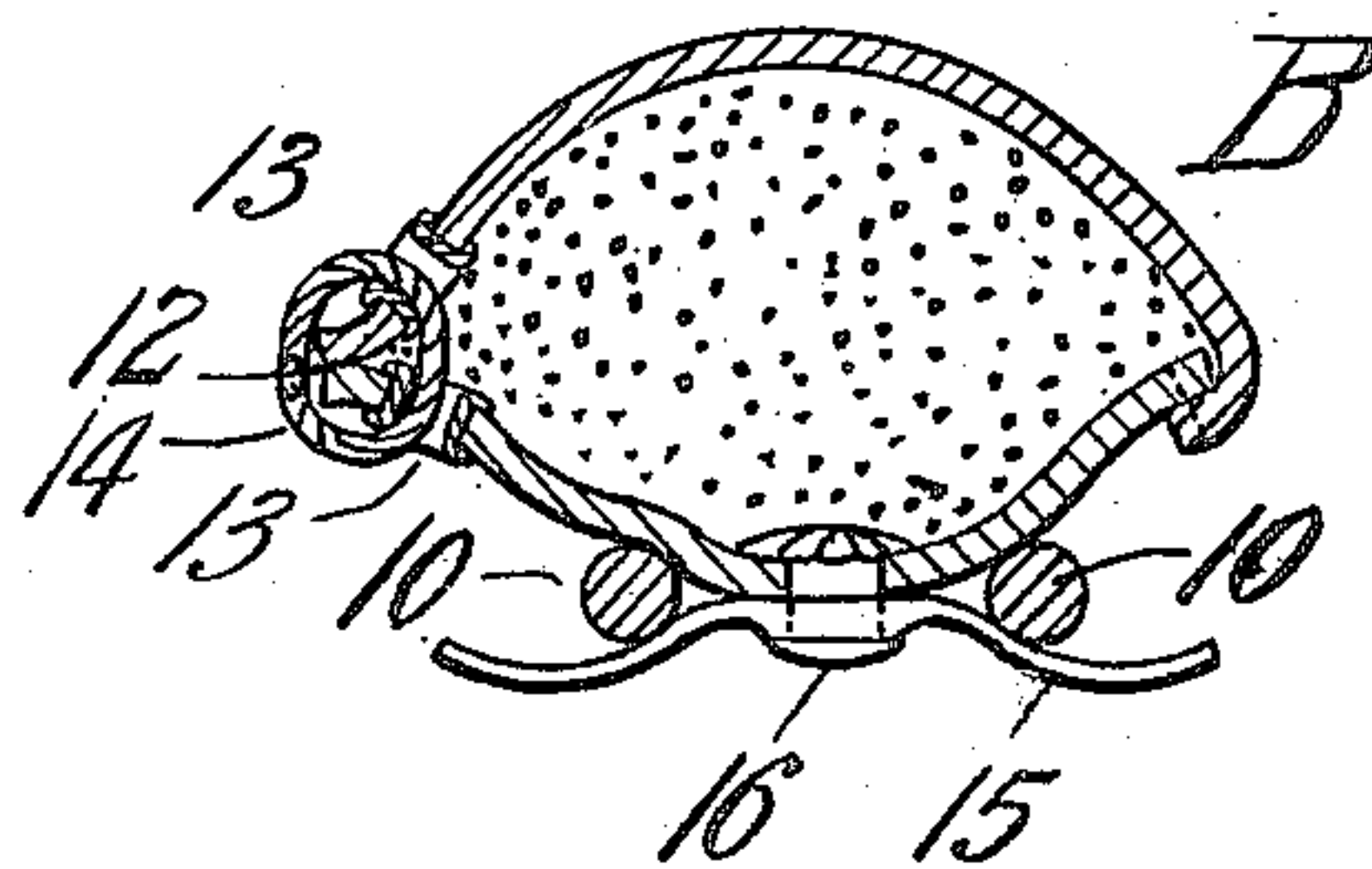
*Fig. 1.*



*Fig. 3.*



*Fig. 2.*



Witnesses:  
H. L. Sprague  
R. M. Mowry

Inventor,  
Arthur C. Ferry.  
by *Wm. J. Bellens,*  
Attorney.



# UNITED STATES PATENT OFFICE.

ARTHUR C. FERRY, OF CHICOPEE FALLS, MASSACHUSETTS.

## CATCHER'S MASK.

No. 875,337.

Specification of Letters Patent.

Patented Dec. 31, 1907.

Application filed July 20, 1907. Serial No. 384,735.

*To all whom it may concern:*

Be it known that I, ARTHUR C. FERRY, a citizen of the United States of America, and resident of Chicopee Falls, in the county of Hampden and State of Massachusetts, have invented certain new and useful Improvements in Catchers' Masks, of which the following is a full, clear, and exact description.

The present invention relates to the construction of the face-pad of a catcher's mask, and to the particular means for detachably holding it on the wire frame or cage.

The object of the invention is to construct the face-pad, provided at each side of the cage whereby the curled hair, or other filling thereof, may be amplified at one place and lessened at another, the same to be readily performed by the individual user of the mask, so that the face pads at the opposite inner sides of the mask may be nicely conformed to the contour of the face for the greatest possible comfort and satisfaction to the baseball player. And another object is to provide fastenings for detachably securing the pad on the wire frame or cage which are not only greatly cheaper, but are susceptible of much more convenient and speedy manipulation than the detachable fastenings heretofore used in the corresponding situation in protective masks.

The invention consists in the particular combination and arrangement of parts, and the construction of certain of the parts, comprised in a catcher's mask, as hereinafter described in conjunction with the accompanying drawings and set forth in the claims.

In the drawings:—Figure 1 is a side view of the mask showing the face pad made, and secured on the wire frame or cage according to this invention. Fig. 2 is a partial cross sectional view on a large scale as taken on line 2—2,—Fig. 1. Fig. 3 is an edge view of one of the face pads.

Similar characters of reference indicate corresponding parts in all of the views.

In the drawings A represents the frame or cage, constructed of heavy wire, as commonly and extensively made, such frame comprising at each side, approximately vertical, separated, wire members 10 10, supporting in inwardly facing arrangement, the face-pad, one of a pair of such pads being represented by the letter B.

The mask is made, as usual, with a forehead pad D at its middle upper portion, and

with a chin piece or wide strap E at its middle lower portion.

Each face pad B which is to afford a yielding rest for the side of the face,—to have bearing from the temple drawn to the side of the chin,—consists of a long leather case or pouch made with a slitted opening 12, preferably along a longitudinal edge thereof, with rows of eyeleted holes 13 at its marginal portions adjacent said slitted opening, and is provided with a cord 14, engaged through said double row of holes for lacing, and closing—temporarily or detachably, the opening, said case having a filling of curled hair or like yielding stuffing material.

The side face pad has at its outer side, towards its upper and lower ends, two armed metallic bars or buttons 15 each intermediately pivotally supported by and engaged with the leather of the pad casing, and adapted on being swung to the position shown in Figs. 1 and 2 to engage over and across the separated wire members 10—10 of the skeleton mask, holding the pad firmly in place, (more or less elasticity or springing of the parts assuring a satisfactory degree of tension) and on being swung to the position represented in Fig. 3, the pad is free to be removed from the cage.

The pad freed from the cage, may be opened by unlacing the cord, and the filling may be displaced from one part to another, more filling may be added at some place or places, or some thereof may be taken out, to make the pad conform to the contour of a given ball player's face.

The pad being laced and thereby closed, it may most readily be brought to its place at the inner portion of the cage side and secured by forcing the double armed buttons to their crosswise engagement over the wire members 10, 10.

The double membered buttons are struck up from sheet metal, centrally perforated, and the arms thereof are somewhat bowed, or inclined relatively to the central portion; and a rivet stud 16, engaged by its upset one end through and under the leather wall of the pad case constitutes the post on which the button freely turns.

The described means for detachably holding the face-pad on the wire frame or cage while extremely cheap, is most convenient and satisfactory in the performance of its required duty.

I claim:—

1. In a catcher's mask, the combination with the cage or frame, of a side face pad having a longitudinal slit-like opening and means  
5 for detachably closing the same, and means for removably securing the pad to the cage.
2. In a catcher's mask the combination of the cage or frame comprising at the side portion separated wire members—of a side face  
10 pad having a plurality of two armed metallic

buttons, intermediately pivotally supported by and engaged with the pad, and adapted to detachably engage the said separated wire members.

Signed by me at Springfield, Mass., in presence of two subscribing witnesses.

ARTHUR C. FERRY.

Witnesses:

WM. S. BELLOWS,  
H. L. SPRAGUE.