

No. 874,368.

PATENTED DEC. 17, 1907.

W. D. McATLIN.
BROOM.

APPLICATION FILED JAN. 9, 1907.

FIG. 1

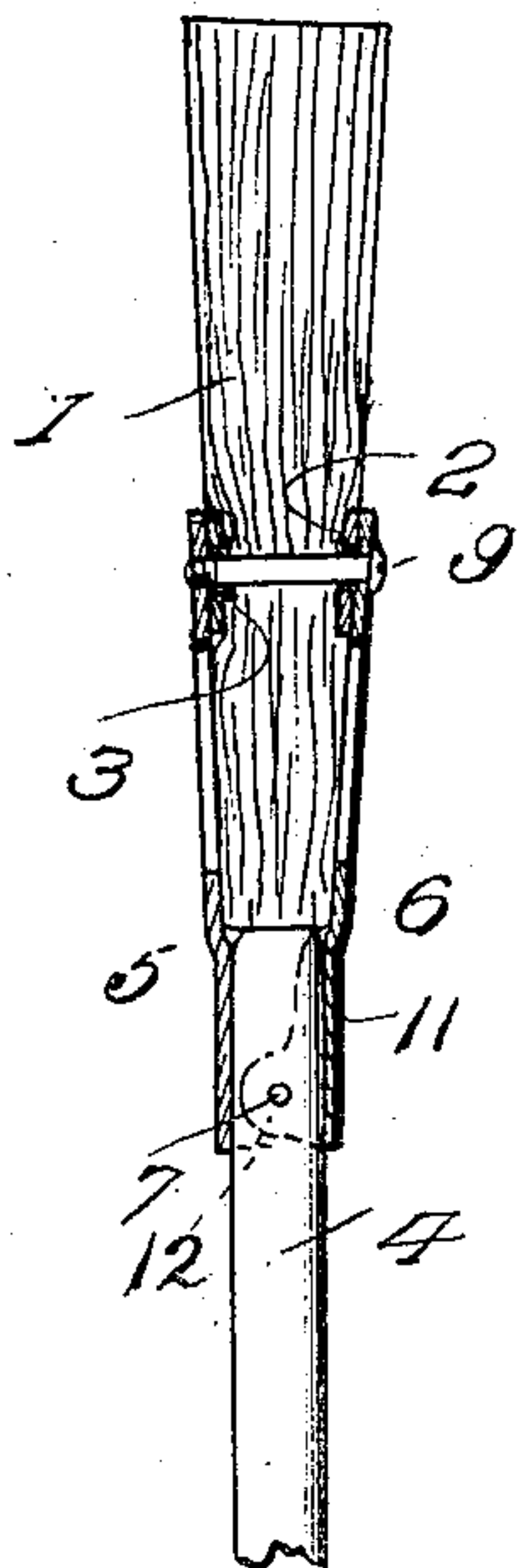


FIG. 3

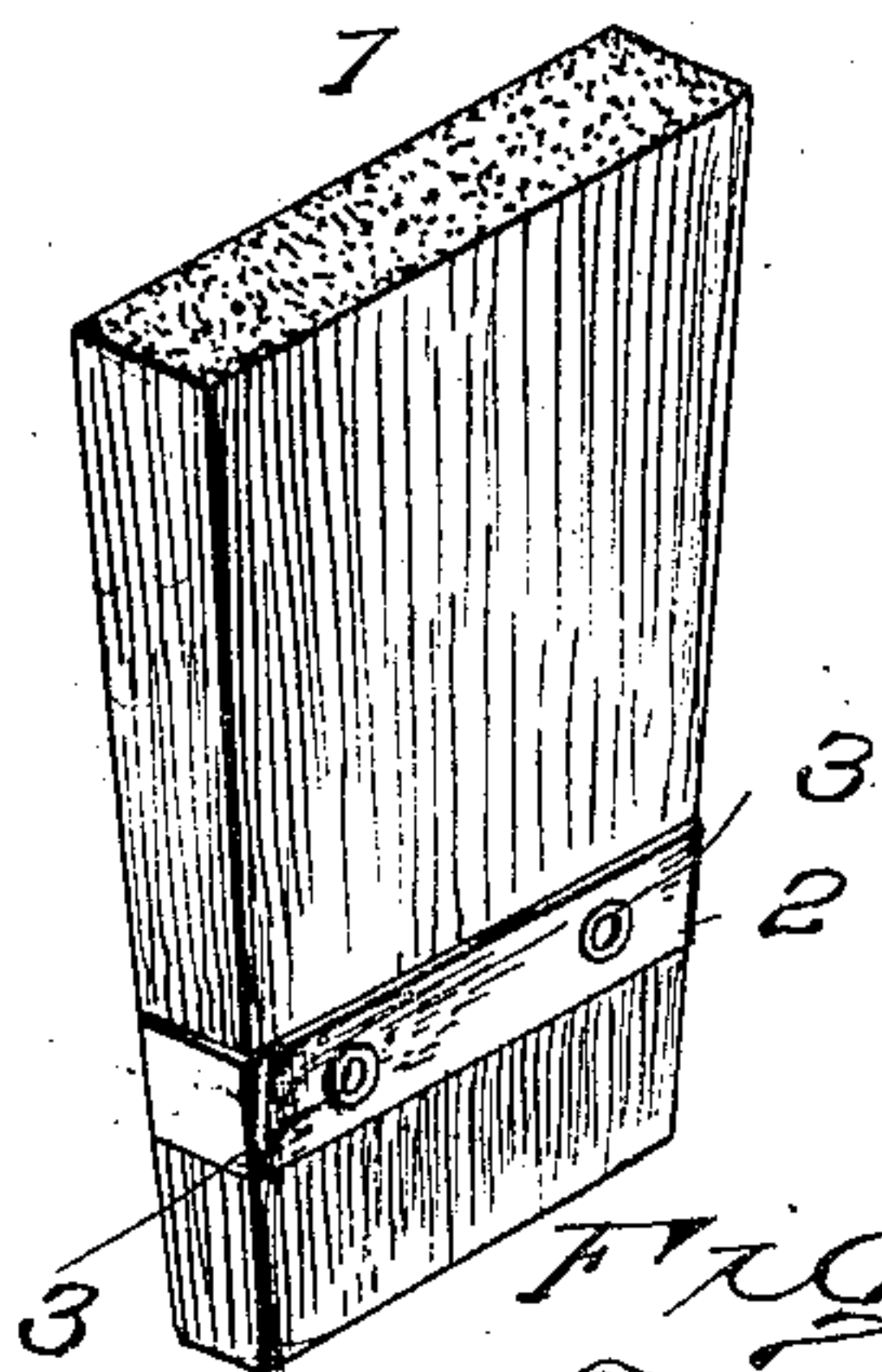
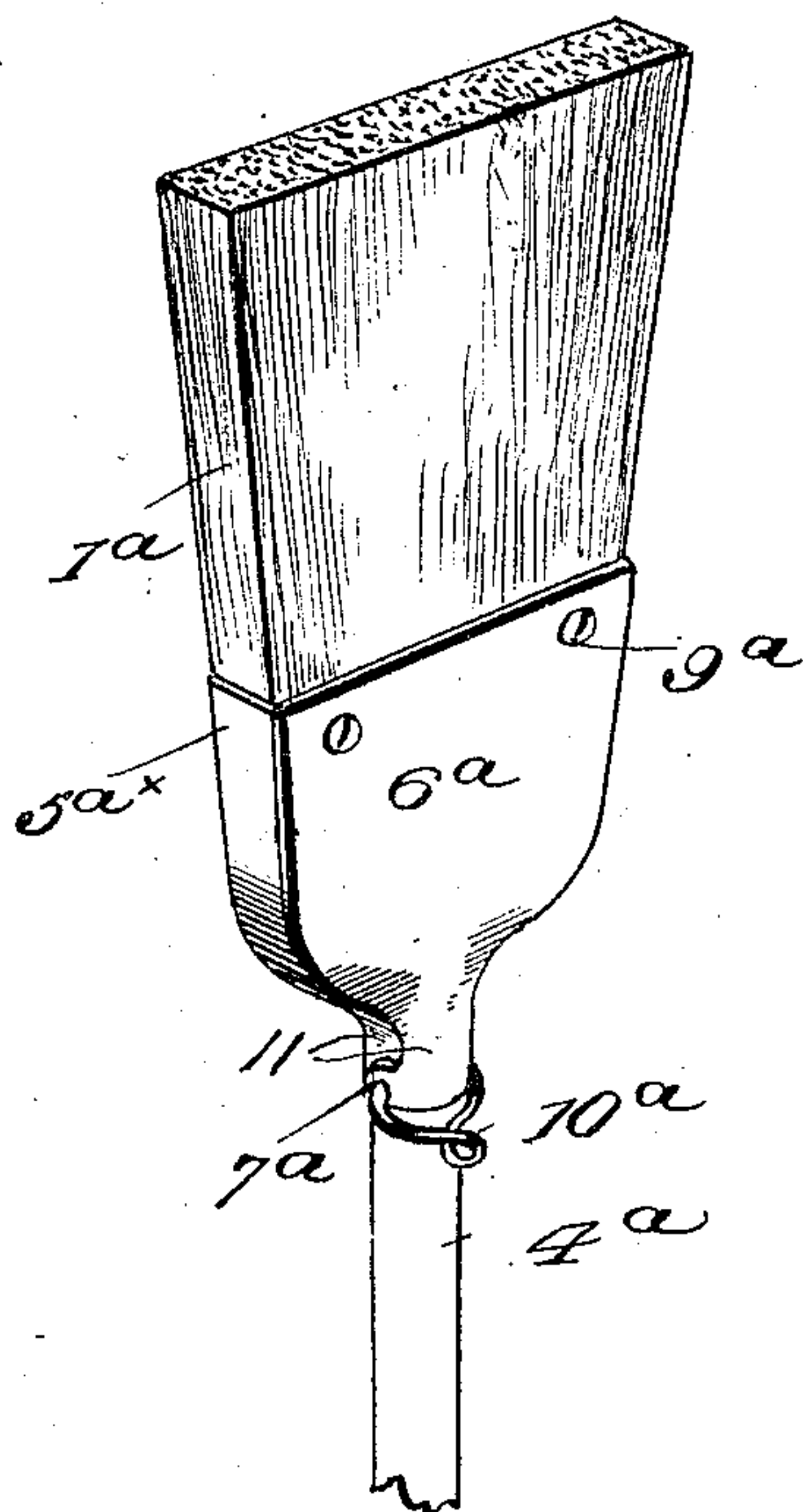
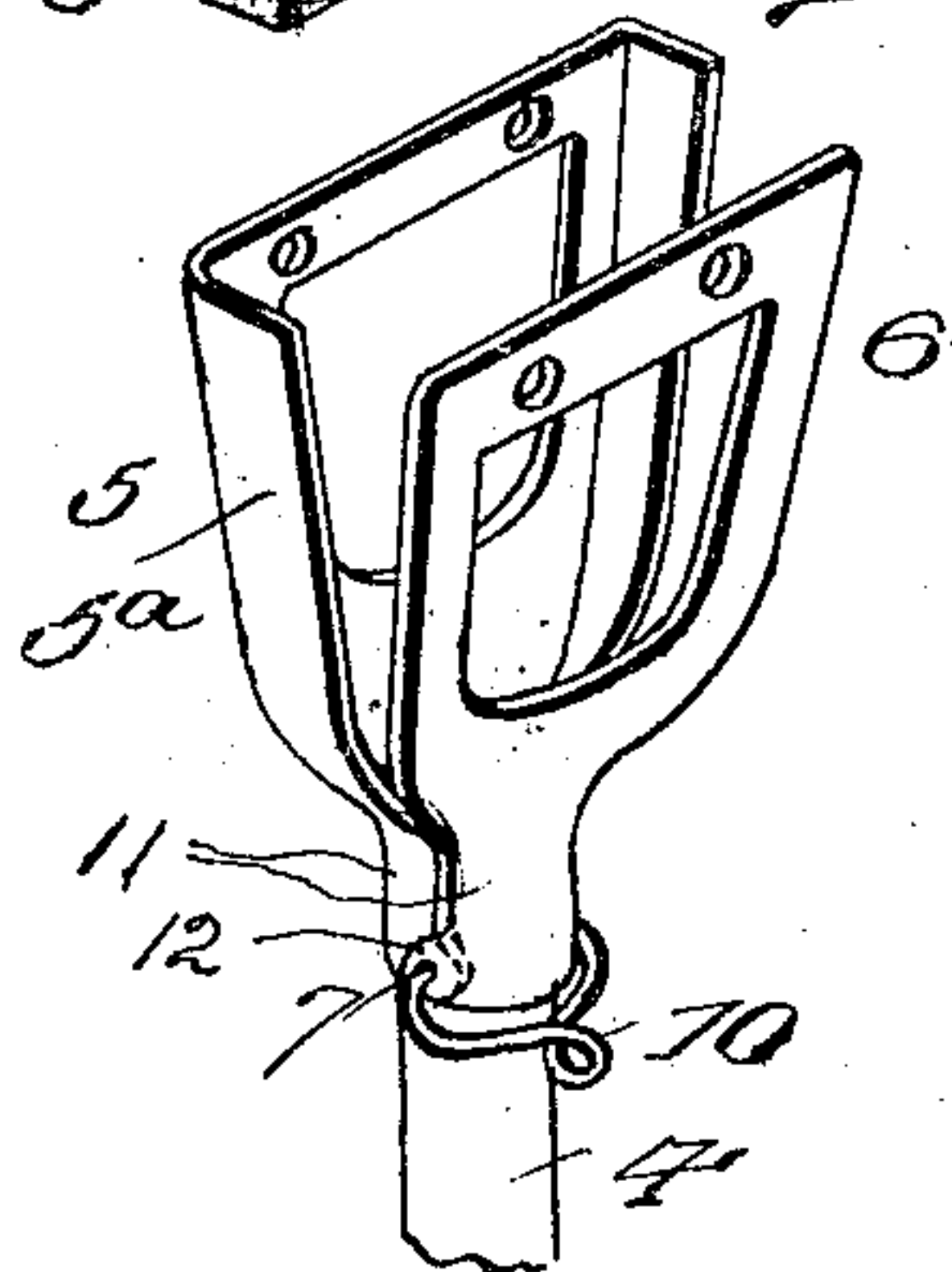


FIG. 2



Witnesses

W. S. Woodson
C. F. Measer.

Inventor
W. D. McATLIN
By *Ph. A. M. Kary*
Attorneys

UNITED STATES PATENT OFFICE.

WILLIAM D. McATLIN, OF TULLVANIA, MISSOURI, ASSIGNOR OF ONE-HALF TO AARON HYAMS,
OF SIOUX FALLS, SOUTH DAKOTA

BROOM.

No. 874,368.

Specification of Letters Patent.

Patented Dec. 17, 1907.

Application filed January 9, 1907. Serial No. 351,574.

To all whom it may concern:

Be it known that I, WILLIAM D. McATLIN, a citizen of the United States, residing at Tullvania, in the county of Macon and State of Missouri, have invented certain new and useful Improvements in Brooms, of which the following is a specification.

This invention has for its object an improved construction of broom which is composed of comparatively few and simple parts that will be cheap to manufacture and that may be readily assembled and in which the broom clamping members may be used repeatedly with different brushes after one has worn out and needs to be replaced by another.

The invention consists in certain constructions and arrangements of the parts hereinafter described and particularly pointed out in the appended claims.

For a full understanding of the invention and the merits thereof and also to acquire a knowledge of the details of construction of the means for effecting the result, reference is to be had to the following description and accompanying drawings, in which:

Figure 1 is a longitudinal sectional view of one embodiment of my improved broom construction; Fig. 2 is a perspective view with the parts detached from each other; and, Fig. 3 is a perspective view of a modification.

Corresponding and like parts are referred to in the following description and indicated in all the views of the drawings by the same reference characters.

The brush 1 of my improved broom construction is composed of the usual bristles or straws bound together by means of a band 2 which is provided at opposite sides with eyelets 3.

4 designates the handle of the broom which carries two cast head members 5 and 6 tapered at one end to form extending shanks 11, said shanks being formed with overlapping ears 12. A pivot extends through said ears and through the handle as indicated at 7.

The member 5 of the head may be provided with side flanges 5^a against the outer edges of which the other section is adapted to

abut, to hold the brush 1 between the two side members. After the brush portion has been inserted between the two members 5 and 6, it may be secured detachably in place by means of screws 9 or the like inserted through registering apertures 8 in the two members 5 and 6 and through the eyelets 3.

In that modified form or embodiment of the invention illustrated in Fig. 3, the brush portion 1^a which is similar to the brush portion 1, is received between the two head members 5^a and 6^a, which are composed of tin instead of the cast frames 5 and 6 and which are pivoted as indicated at 7^a to the handle 4^a. In this modification, the screws or similar fastening means are indicated at 9^a.

If desired, a holder 10 of looped wire may be secured to the pin 7 so that the broom may be hung up upon a nail or the like, and the modified form illustrated in Fig. 3 may be provided with a similar holder 10^a.

From the foregoing description in connection with the accompanying drawings, it will be seen that I have provided a very cheap and simple construction of broom, the parts of which are so arranged that the head may be opened whenever desired to remove a worn out or injured brush portion, so that it may be conveniently replaced by another one.

Having thus described the invention, what is claimed as new is:

As an improved article of manufacture, a broom consisting of a handle, a head composed of two members provided with tapered extending shanks embracing one end of the handle and formed with ears by which they are pivoted to said handle, both of said members being provided with apertures at their free ends, a brush portion adapted to fit between said members, and screws passing through the apertures of said members and through the brush portion.

In testimony whereof I affix my signature in presence of two witnesses.

WILLIAM D. McATLIN. [L. s.]

Witnesses:

L. S. HARRIS,
L. F. HARRIS