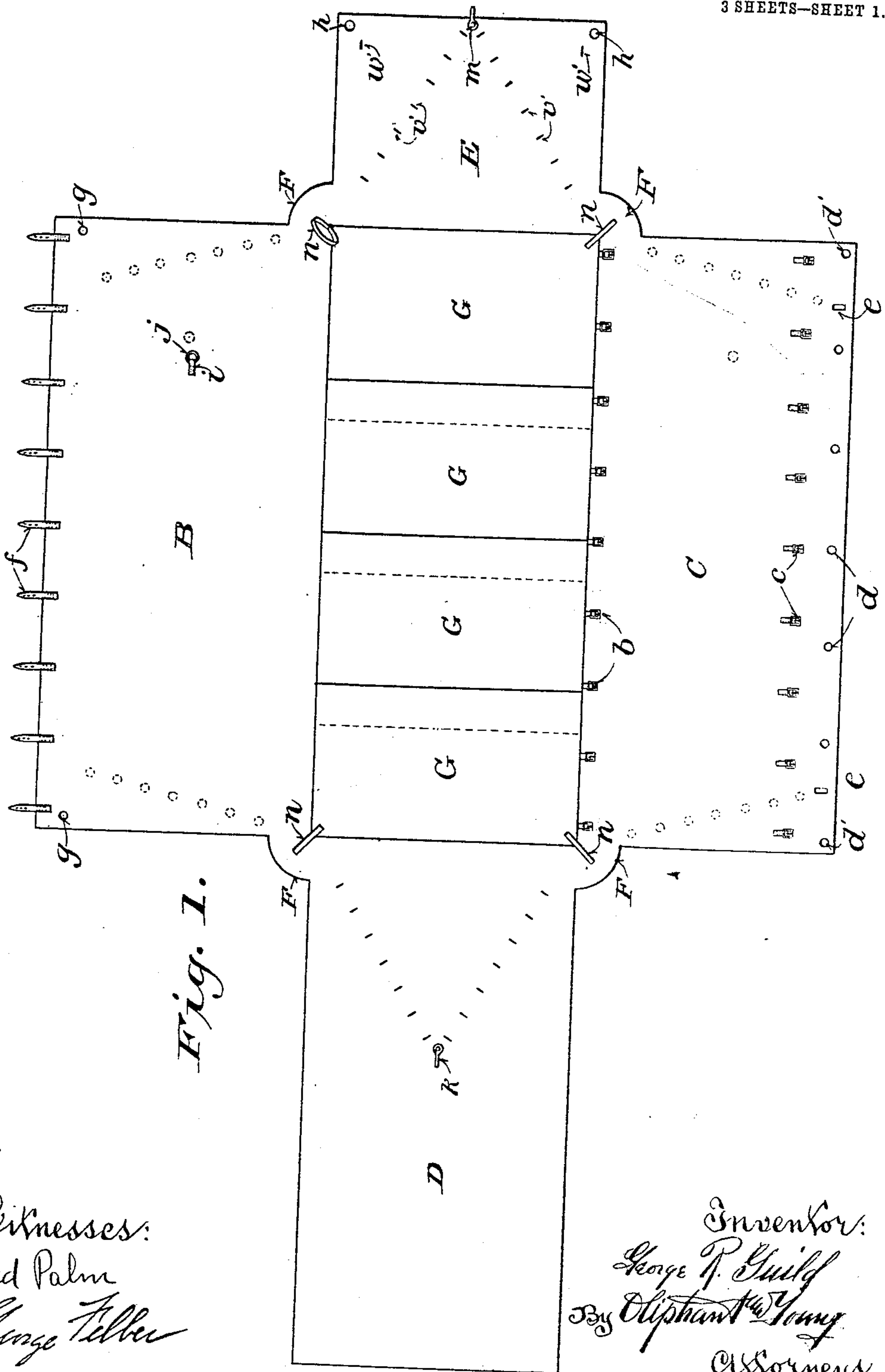


No. 872,122.

PATENTED NOV. 26, 1907.

G. R. GUILD.  
BEDDING ROLL.  
APPLICATION FILED FEB. 13, 1907.

3 SHEETS—SHEET 1.



Witnesses:  
Fred Palm  
George Felber

Inventor:  
George R. Guild  
By Oliphant & Young  
Attorneys.

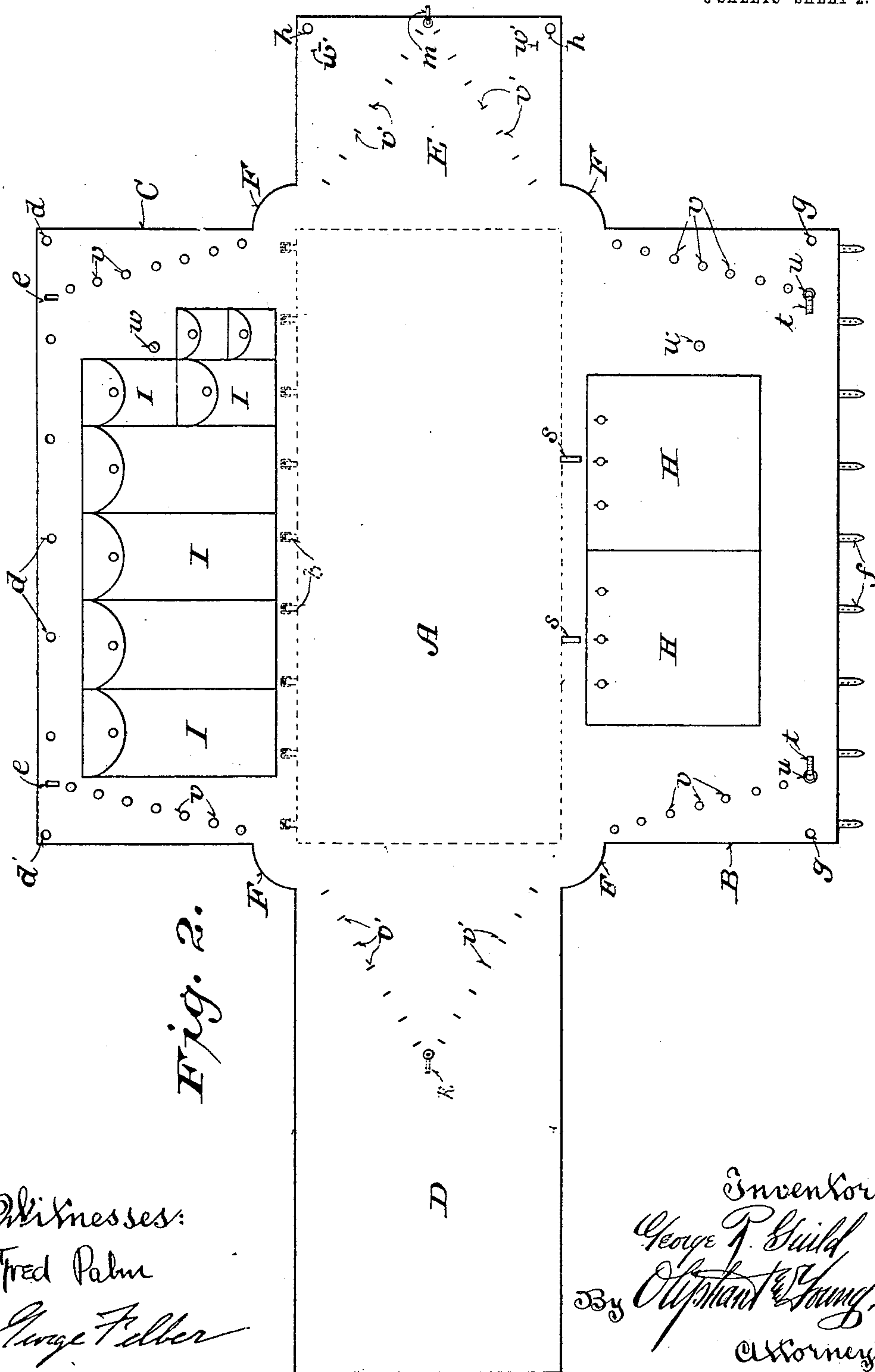
No. 872,122.

PATENTED NOV. 26, 1907.

G. R. GUILD.  
BEDDING ROLL.

APPLICATION FILED FEB. 13, 1907.

3 SHEETS—SHEET 2.



No. 872,122.

PATENTED NOV. 26, 1907.

G. R. GUILD.  
BEDDING ROLL.

APPLICATION FILED FEB. 13, 1907.

3 SHEETS—SHEET 3.

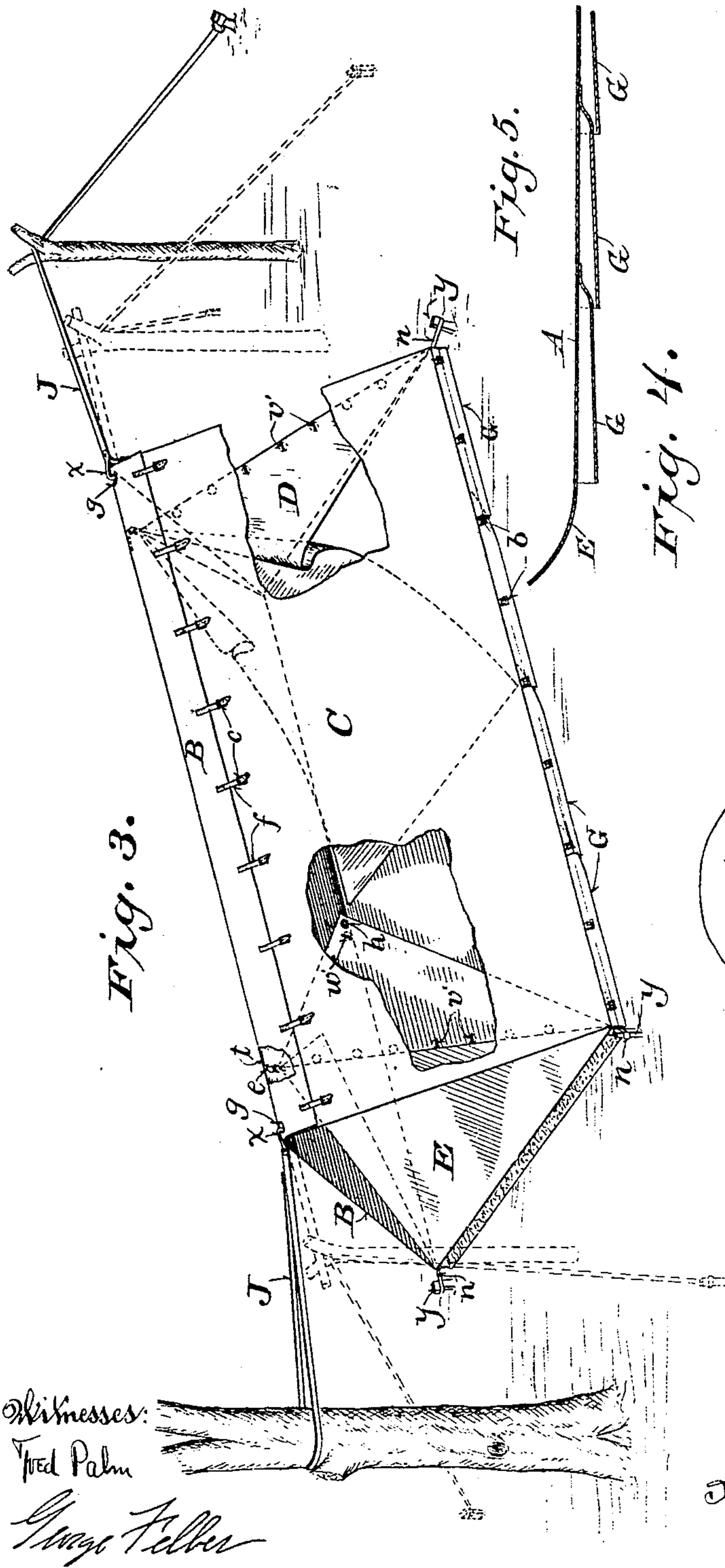


Fig. 3.

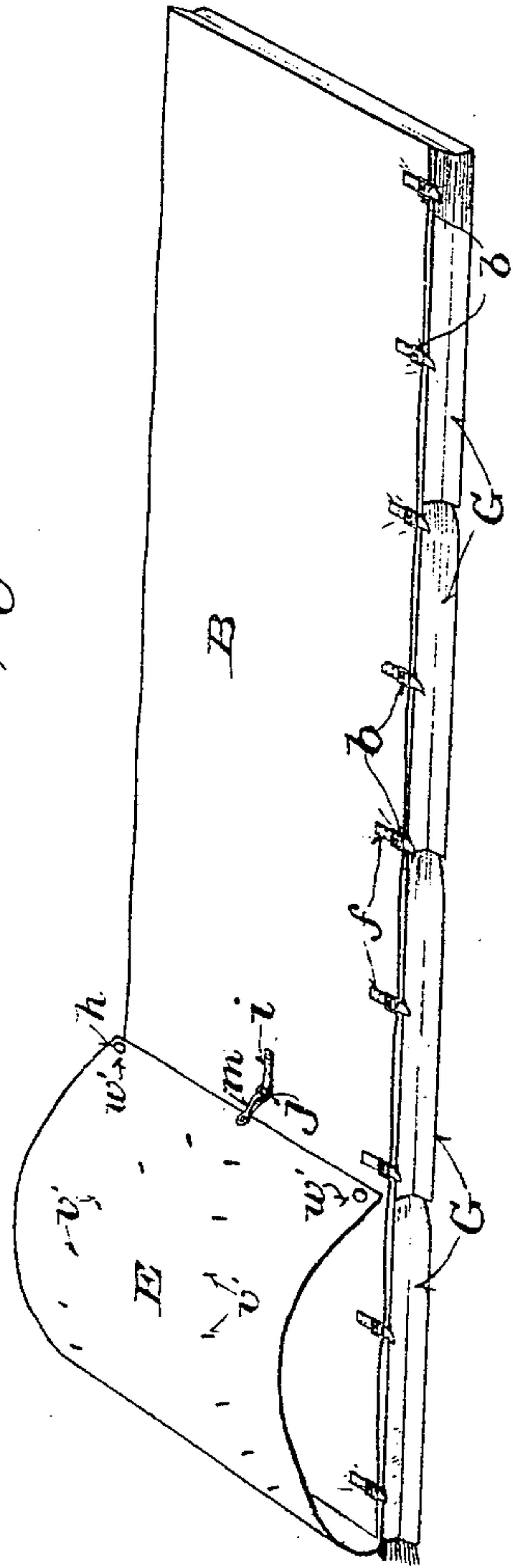


Fig. 4.

Fig. 5.

Witnesses:  
Fred Palm  
George Felber

Inventor:  
George R. Guild  
By Oliphant & Young,  
Attorneys.



# UNITED STATES PATENT OFFICE.

GEORGE R. GUILD, OF THE UNITED STATES ARMY, ASSIGNOR OF ONE-THIRD TO DAVID S. GUILD, SR., AND EMIL J. REUTHER, OF NAHANT, SOUTH DAKOTA.

## BEDDING-ROLL.

No. 872,122.

Specification of Letters Patent.

Patented Nov. 26, 1907.

Application filed February 13, 1907. Serial No. 357,138.

*To all whom it may concern:*

Be it known that I, GEORGE R. GUILD, now second lieutenant Thirtieth United States Infantry, United States Army, and serving at Fort Crook, in the county of Sarpy and State of Nebraska, have invented certain new and useful Improvements in Bedding-Rolls; and I do hereby declare that the following is a full, clear, and exact description thereof.

The invention consists in what is herein shown, described and claimed; its object being to provide simple, economical and durable bedding-rolls for the use of soldiers, travelers, campers and others, each roll being designed to serve as a receptacle for various belongings of the person employing the same and to be useful as a shelter-tent or sleeping-bag, or as a bunk or cot cover, provision being had for stuffing a portion of the roll with any suitable material to thereby provide a mattress.

Figure 1 of the drawings represents a plan view of a bedding-roll in accordance with my invention spread out outer side uppermost; Fig. 2, a similar view of the roll inner side uppermost; Fig. 3, a perspective view of said roll utilized as a shelter-tent having a mattress-bottom; Fig. 4, another perspective view of the aforesaid roll employed as a sleeping-bag, and Fig. 5, a sectional view of a fragment of the bag illustrating how underside bellowsd pockets of said bag are lapped one upon another, said pockets being distended.

Referring by letter to the drawings, A indicates the central portion or body, B, C, side-flaps and D, E, end-flaps of my improved bedding-roll, the same being for the most part of canvas or other suitable material in one piece or of a plurality of pieces suitably fastened together, as may be preferred in practice, quadrants F of similar material being employed at the junctions of the aforesaid body and flaps. Stitched or otherwise suitably secured in connection with the outside of the body A aforesaid are a series of preferably bellowsd pockets G all of which are open at one end only, in the same direction, the closed end of one being within another successively throughout the series as shown in Fig. 5. These pockets are designed to be stuffed with straw, leaves or any other suitable available material to provide a mattress for the person employing

the bedding-roll, said pockets being readily filled and emptied.

Along the line of fold between the body A and side-flap C, a row of buckles *b* are suitably fastened to the outside of the roll at suitable intervals apart, and another row of buckles *c* are likewise provided in connection with said side-flap at a suitable distance from its longitudinal edge. The side-flap C is also provided with a row of eyes *d*, *d'*, and slots *e* adjacent to its longitudinal edge.

The side-flap B is wider than the one C, and at intervals of its length it is provided with a series of suitably attached short straps *f* that extend beyond its longitudinal edge for engagement with the buckles *b* or *c* aforesaid. Eyes *g*, *h*, are provided in the side and end flaps B, E, respectively, adjacent to the outer corners of same, and it will be preferable, in practice, to employ gromets in all the eyes and slots aforesaid, as is commonly the case with eyes in tents or sails. Provided on said side-flap B is an outer loop *i* with which a ring *j* is engaged, and outer snap-hooks *k*, *m*, are provided in connection with the end-flaps D, E, in substantially the arrangement shown, these flaps being of different lengths.

Each quadrant F is provided with an outer loop *n* the same being attached thereto in any suitable manner, and the side-flaps B, C, are each provided, upon their inner side with pockets H, I, respectively, the number, size and arrangement of these pockets being such as may be most convenient or desirable in practice, according to the need of the person employing the bedding-roll, said pockets being receptacles for personal belongings of various kinds necessary to the comfort or convenience of the person aforesaid. The pockets I are shown as having flap-closures in snap-button connection with the fronts of same, but they may be otherwise secured in closing position, and the pockets H are shown as having button-hole engagement with buttons on the side-flap B, although other provision may be had for holding these pockets closed.

Attached to the body A are inner loops *s* in which to sling a gun, and the side flap B is provided with inner loops *t* engaged by rings *u* for the purpose hereinafter specified. Both the side flaps are provided with inner buttons *v*, *w*, for which companion button-holes *v'* *w'* are provided in the end flaps D, E,



the lines of the buttonholes being divergent from the snaps *k*, *m*, toward the corner quadrants *F* aforesaid.

To employ the bedding-roll as a shelter-tent having a mattress-bottom, the pockets *G* are stuffed as aforesaid and the widest side-flap *B* folded on the other side-flap *C* to which it is fastened by engagement of the buckles *c* and straps *f*, after which a ridge-pole and end-stakes may be employed to support the connected flaps tent-wise over the mattress, such a pole and stakes being shown by dotted lines in Fig. 3. Or, as shown by full lines in the same view, straps *J*, employed to bind the roll in the smallest possible compass for transportation, may be utilized in connection with any convenient objects and said flaps to support the latter as aforesaid. To this end, the straps *J* are provided with snap-hooks *x* for engagement with registering corner eyes *d'*, *g*, of said side-flaps. It is also shown by dotted lines, in Fig. 3, that the straps may be employed in connection with pins and the end-stakes to guy these stakes. The ends of the shelter-tent may be closed by buttoning the end-flaps *D*, *E*, to the side-flaps *B*, *C*, the corners of the short end flap *E* being preferably secured in connection with the buttons *w* to lie parallel to said side-flaps. The disposition of the slack of the long end-flap *D* is such that the same may serve to cover the head or feet of the person occupying the tent, and the snap-hooks *k*, *m*, of both end flaps are preferably engaged by the rings *u* in connection with the loops *t* of the side-flap *B*, said rings being passed through the slots *e* in the side-flap *C* to permit of such engagement. The tent is held to the ground by pins *y* with which the loops *n* on the quadrants *F* are engaged.

To employ the bedding-roll as a sleeping-bag, the long end-flap *D*, and side flaps *C*, *B* are laid parallel with the body *A*, and the straps *f* of the outermost side-flap engaged with the buckles *b*, the short end-flap *E* being outside the flaps aforesaid and having its snap-hook *m* caught in the ring *j* of the side flap *B* to form a hood covering the head of the person occupying the bag.

The body *A* of the bedding-roll may lie on a bunk or cot, and by means of suitably disposed nails or hooks, engaged with the eyes *d*, *d'* and *h*, the side-flap *C* and end-flap *E* may be supported at right-angles to said body above the bunk or cot, the side-flap *B* being dependent in front of the said bunk or cot and the end-flap *E* free to serve as a spread on the aforesaid body or a cover for a person lying on the same.

I claim:

1. A bedding-roll comprising a body having side flaps and end flaps, a row of buckles on the outside of the roll along the line of fold between its body and a side-flap of same,

straps projecting from the longitudinal edge of the other side flap, and interlocking fastening devices in connection with end and side flaps.

2. A bedding-roll comprising a body having side flaps and end flaps; pockets transversely of the body open at one end in the same direction and having the closed end of one within another throughout the series, a row of buckles on the outside of the roll along the line of fold between its body and a side-flap of same, straps projecting from the longitudinal edge of the other side flap, and interlocking fastening devices in connection with end and side flaps.

3. A bedding-roll comprising a body having side-flaps of different widths and end flaps, corner-quadrants of material similar to the body between the flaps of same, loops in connection with the quadrants, a row of straps projecting from the longitudinal edge of the broadest side flap, a corresponding row of buckles on the other side flap adjacent to its longitudinal edge, fastening devices in connection with the end flaps, rings in connection with one of the side-flaps in position to be passed through slots in the other side flap and engage said fastening devices, and buttons in connection with said side-flaps for engagement with button holes provided in said end-flaps, the button-holes of each end-flap being divergent from the fastening device in connection with the same.

4. A bedding-roll comprising a body having outside pockets in which to stuff bedding material, side-flaps of different widths and end flaps, a row of straps projecting from the longitudinal edge of the broadest side flap, a corresponding row of buckles on the other side flap adjacent to its longitudinal edge, fastening devices in connection with the end-flap, rings in connection with one of the side flaps in position to be passed through slots in the other side flap and engage said fastening devices, buttons in connection with said side flaps for engagement with button-holes provided in said end flaps, the button-holes of each end-flap being divergent from the fastening device in connection with the same, corner-quadrants of material similar to the body between the flaps of same and loops in connection with the quadrants.

5. A bedding-roll comprising a body having side-flaps of different widths and end flaps, corner-quadrants of material similar to the body between the flaps of same, loops in connection with the quadrants, a row of straps projecting from the longitudinal edge of the broadest side flap, a corresponding row of buckles on the other side flap adjacent to its longitudinal edge, fastening devices in connection with the end flaps, rings in connection with one of the side-flaps in position to be passed through slots in the other side-flap and engage said fastening devices, but-



tons in connection with said side-flaps for engagement with button-holes provided in said end-flaps, the button-holes of each end-flap being divergent from the fastening device in connection with the same, and holders of various kinds in connection with said body and flaps.

6. A bedding-roll comprising a body having side-flaps of different widths provided with registering corner apertures adjacent to their ends, end-flaps and corner-quadrants of material similar to the body between the flaps of same, loops in connection with the quadrants, a row of straps projecting from the longitudinal edge of the broadest side flap, a corresponding row of buckles on the other side flap adjacent to its longitudinal edge, fastening devices in connection with

the end flaps, rings in connection with one of the side flaps in position to be passed through slots in the other side-flap to engage said fastening devices, and buttons in connection with said side-flaps for engagement with button-holes provided in said end-flaps, the button-holes of each end-flap being divergent from the fastening device in connection with the same.

In testimony that I claim the foregoing I have hereunto set my hand at Omaha in the county of Douglas and State of Nebraska in the presence of two witnesses.

GEORGE R. GUILD.

Witnesses:

JOAB M. WUEST,  
ANNA BURRESS.