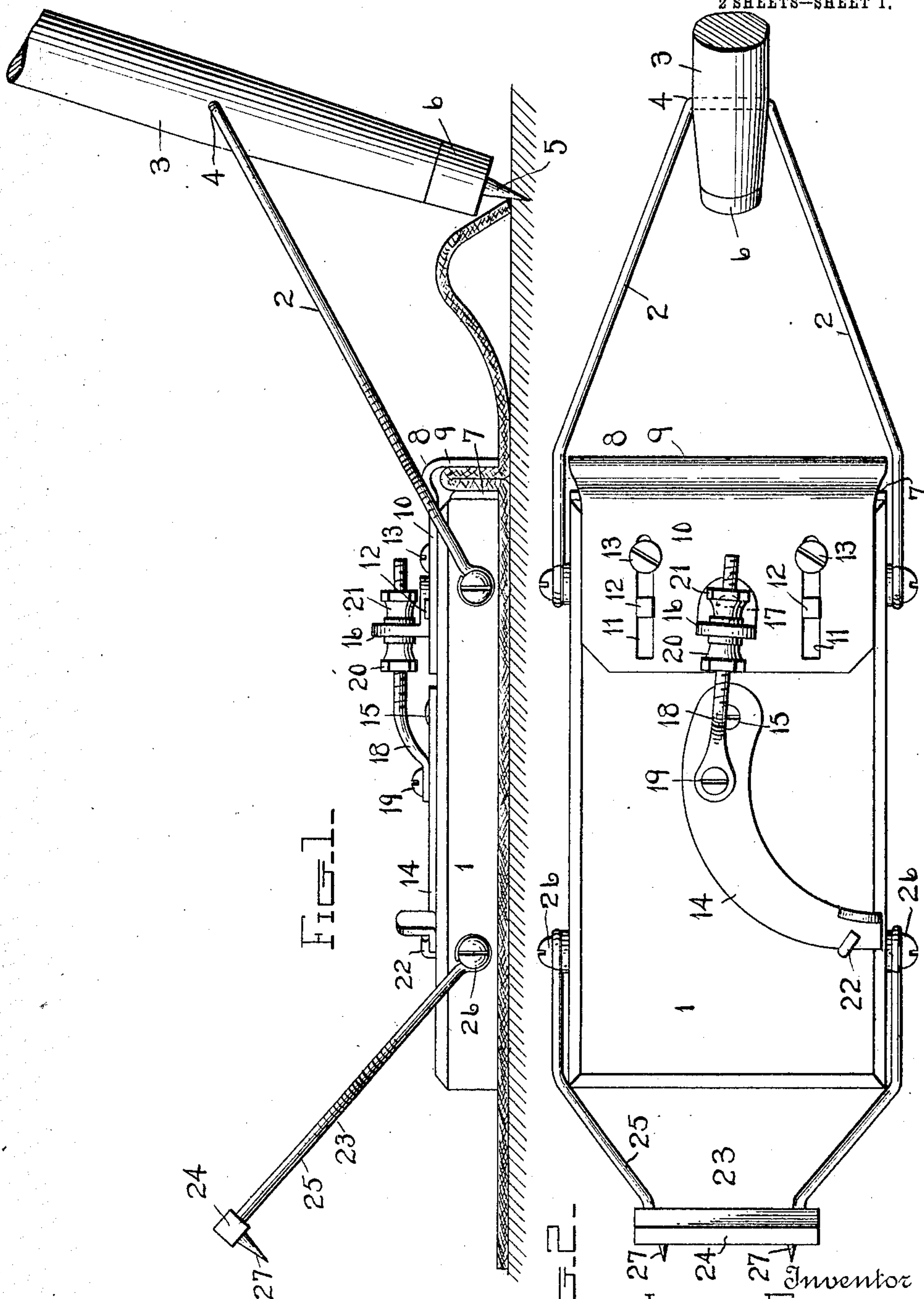


No. 870,670.

PATENTED NOV. 12, 1907.

I. FREED.
CARPET STRETCHER.
APPLICATION FILED APR. 15, 1907.

2 SHEETS—SHEET 1.



Witnesses
L. B. James
C. H. Gruesbauer

by *A. B. Wilson & Co.*
Attorneys

Inventor
ISAAC FREED

No. 870,670.

PATENTED NOV. 12, 1907.

I. FREED.
CARPET STRETCHER.
APPLICATION FILED APR. 15, 1907.

2 SHEETS—SHEET 2.

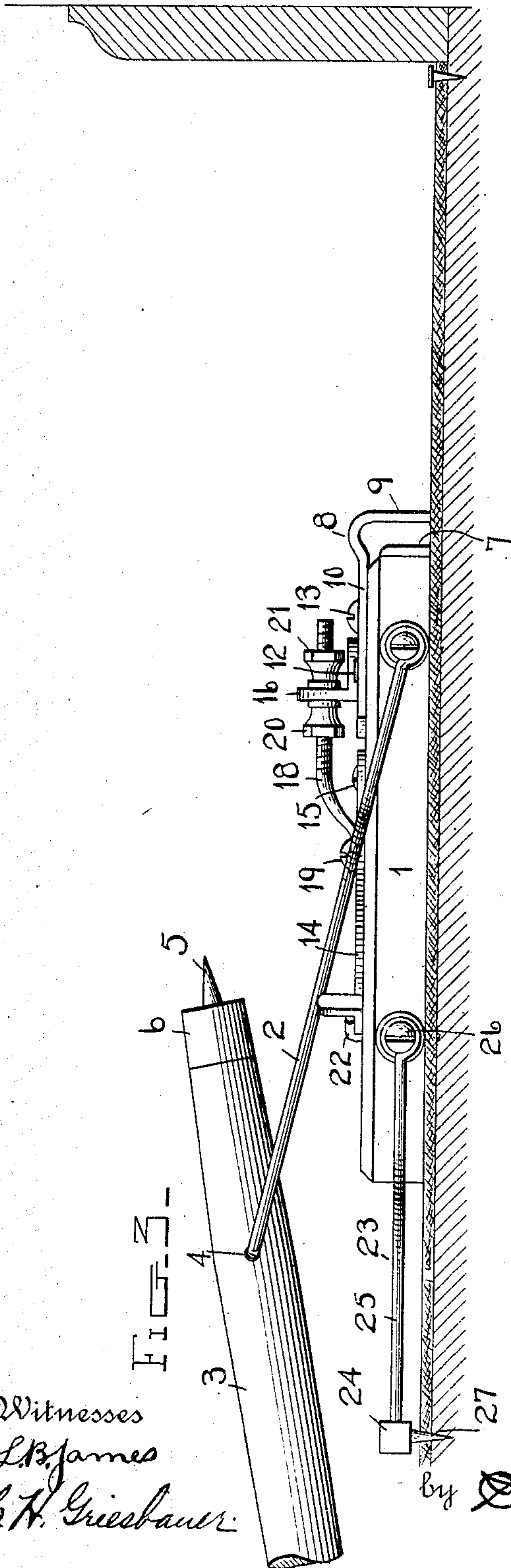
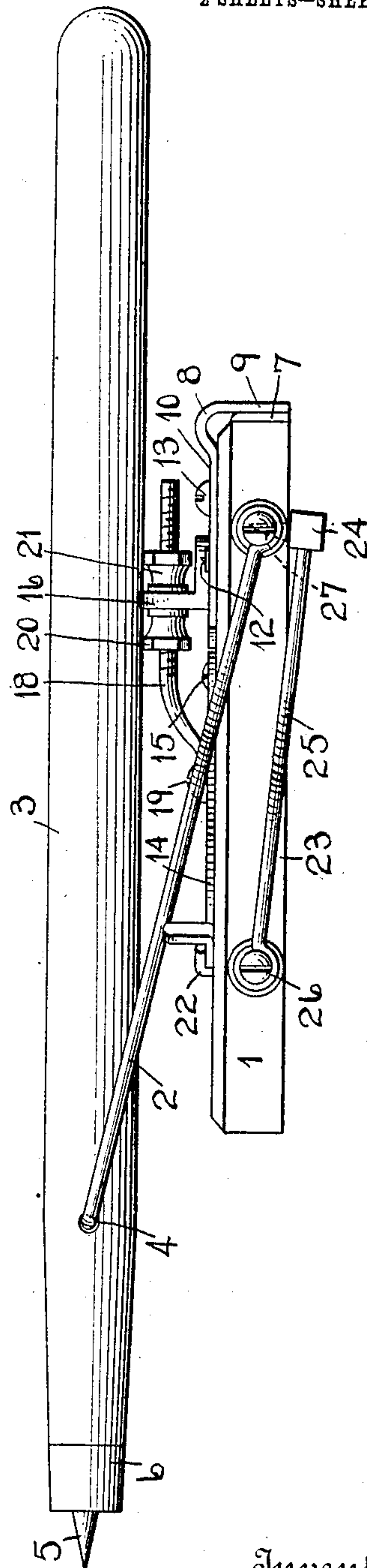


FIG. 3—

Witnesses
L. B. James
C. H. Griesbauer.

FIG. 4—



Inventor
ISAAC FREED

by *H. P. Wilson & Co.*
Attorneys

UNITED STATES PATENT OFFICE.

ISAAC FREED, OF HARRISBURG, PENNSYLVANIA.

CARPET-STRETCHER.

No. 870,670.

Specification of Letters Patent.

Patented Nov. 12, 1907.

Application filed April 15, 1907. Serial No. 368,333.

To all whom it may concern:

Be it known that I, ISAAC FREED, a citizen of the United States, residing at Harrisburg, in the county of Dauphin and State of Pennsylvania, have invented certain new and useful Improvements in Carpet-Stretchers; and I do declare the following to be a full, clear, and exact description of the invention, such as will enable others skilled in the art to which it appertains to make and use the same.

My invention is an improved carpet stretcher, and it consists in the construction, combination and arrangement of devices hereinafter described and claimed.

One object of my invention is to provide an improved carpet stretcher, which is extremely light, cheap and portable, which may be readily disposed compactly, so as to take up but little space when not in use, and which when so disposed presents no projecting points to tear the clothing or injure the person of the user.

A further object is to effect improvements in the means for gripping the carpet.

A further object is to provide improved means for holding the carpet stretched while tacking the same to the floor.

In the accompanying drawings,—Figure 1 is a side elevation of a carpet stretcher embodying my improvements, showing the same engaged with a carpet and employed in stretching the same; Fig. 2 is a top plan view of the same; Fig. 3 is an elevation showing the holder engaged with the carpet to hold the same to the floor after the carpet has been stretched and while the same is being tacked; and Fig. 4 is a similar view showing the stretcher folded.

In the embodiment of my invention, I provide a stretcher block 1, which is here shown as quadrangular in form. A stretcher bail 2 is pivotally connected to opposite sides of the stretcher block near the front end thereof and a lever 3 is fulcrumed at a point a suitable distance from its lower end to the front portion of the stretcher bail, as at 4. Said lever 3 is provided with a spur 5 at its lower end for engaging the floor when the stretcher is in use, and is also here shown as provided with a ferrule 6 at said end. The front end of the stretcher block is provided with a reinforcing strip 7 of iron or other suitable metal. In connection with the stretcher block, I provide a clamping jaw 8, which is made of plate metal of suitable thickness, bent at right angles to provide the clamping portion 9, which extends down in front of the stretcher block and the web or arm 10, which bears on the upper side of the stretcher block and is provided with longitudinal slots 11. A pair of studs 12 which project upwardly from the stretcher block extend through the said slots and the said clamping jaw is also adjustably secured on the stretcher block by a pair of screws 13 in the said slots

and the heads of which bear on the web or arm of said jaw. An operating lever 14 for the clamping jaw 8 is pivotally mounted on the stretcher block, as at 15. A lug 16 is pivotally mounted on the arm 10 of the clamping jaw, as at 17. A screw link 18 operating freely in an opening in the said lug, is pivotally connected at its inner end to the lever 14 at a point eccentric to the pivot 15 of the said lever, as at 19, and on the screw-threaded portion of said link are adjusting nuts 20, 21, which are disposed on opposite sides of the lug 16. A stop 22 for the lever is provided on the stretcher block.

The carpet holder 23 comprises a transversely-disposed bar 24, arms 25 which extend therefrom and have their front ends pivotally connected to opposite sides of the stretcher block near the rear end of the latter, as at 26, and spurs 27, which extend downwardly from said bar 24. The said holder may be swung under the stretcher block when the device is not in use, so as to be out of the way, and when thus disposed its spurs enter openings in the bottom of the stretcher block. The stretcher bail may be also folded over the stretcher block and the lever 3 disposed over said block, as shown in Fig. 4, to effect compact disposition of the device, which greatly facilitates packing, storing and transportation thereof, and enables the same to be readily carried about, as will be readily understood.

In the operation of my improved carpet stretcher, when stretching a carpet, the holder is turned upwardly, as in Fig. 1, out of the way, and the clamping jaw 8 having been adjusted according to the thickness of the carpet by means of the adjusting nuts on the screw link and the carpet, at a suitable distance from its edge, having been doubled and placed between said clamping jaw and the front end of the stretcher head, the lever 14 is turned rearwardly so as to cause the link screw and lug to draw the clamping jaw rearwardly and hence firmly clamp the carpet between said jaw and the front end of the stretcher block. The lever 14 must be turned rearwardly until it engages the stop, at which point the pivot 19 which connects the screw link to the lever 14 will be to the left of a line intersecting the centers of the pivots of the lever 14 and lug, in other words, said pivot 19 will be slightly past the dead center of the lever 14 and hence the tension of the clamping jaw on the carpet will lock the lever 14 in closed position against its stop and cause the clamping jaw to retain its grip on the carpet. The spur of the lever 3 will then be engaged with the floor at a point near the washboard and said lever will be turned toward the wall to draw the stretcher block toward the washboard and hence stretch the carpet, as will be understood, and as shown in Fig. 1. When the carpet has been sufficiently stretched, the operator will then turn the holder down while retaining his hold on the stretcher lever and by placing one foot on

the holder will force the same down, so that its points will pass through the carpet and enter the floor, thereby securing the carpet to the floor temporarily at a point behind the stretcher head, as shown in Fig. 3.

- 5 The clamping jaw may then be disengaged from the carpet and the latter tacked, after which the holder will be withdrawn.

From the foregoing description, taken in connection with the accompanying drawings, the construction and operation of the invention will be readily understood without requiring a more extended explanation.

Having thus described my invention, what I claim as new and desire to secure by Letters-Patent, is,—

1. A carpet stretcher comprising a stretcher head or
15 block, a stretcher link pivotally connected to said block, a stretcher lever fulcrumed to said link, carpet engaging means, and means to operate and lock said carpet engaging means.

2. A carpet stretcher having a stretcher head or block, a
20 clamping jaw, a lever pivotally mounted on the stretcher head, a link having a pivotal connection with the lever

and the clamping jaw, and a stop coacting with the tension of the work on the clamping jaw to hold the lever in position to lock said clamping jaw, substantially as described.

3. A carpet stretcher having a stretcher head or block, a clamping jaw, a lever pivotally mounted on the stretcher head, a link having a pivotal connection with the lever and the clamping jaw, a stop coacting with the tension of the work on the clamping jaw to hold the lever in
25 position to lock said clamping jaw, and means to initially adjust the clamping jaw according to the thickness of the carpet to be engaged thereby.

4. A carpet stretcher comprising a stretcher head or block, a holder pivotally connected thereto and adapted
30 to be folded against the same, a stretcher link pivotally connected to the stretcher block and adapted to be folded against the same, a stretcher lever fulcrumed to said stretcher link, a clamping jaw, and means to operate and lock said clamping jaw, substantially as described.

In testimony whereof I have hereunto set my hand in presence of two subscribing witnesses.

ISAAC FREED.

Witnesses:

C. G. WISLER,
H. H. FREEBURN.