

No. 870,412.

PATENTED NOV. 5, 1907.

O. K. BROWN.
MOP HOLDER.

APPLICATION FILED AUG. 20, 1907

Fig. 1.

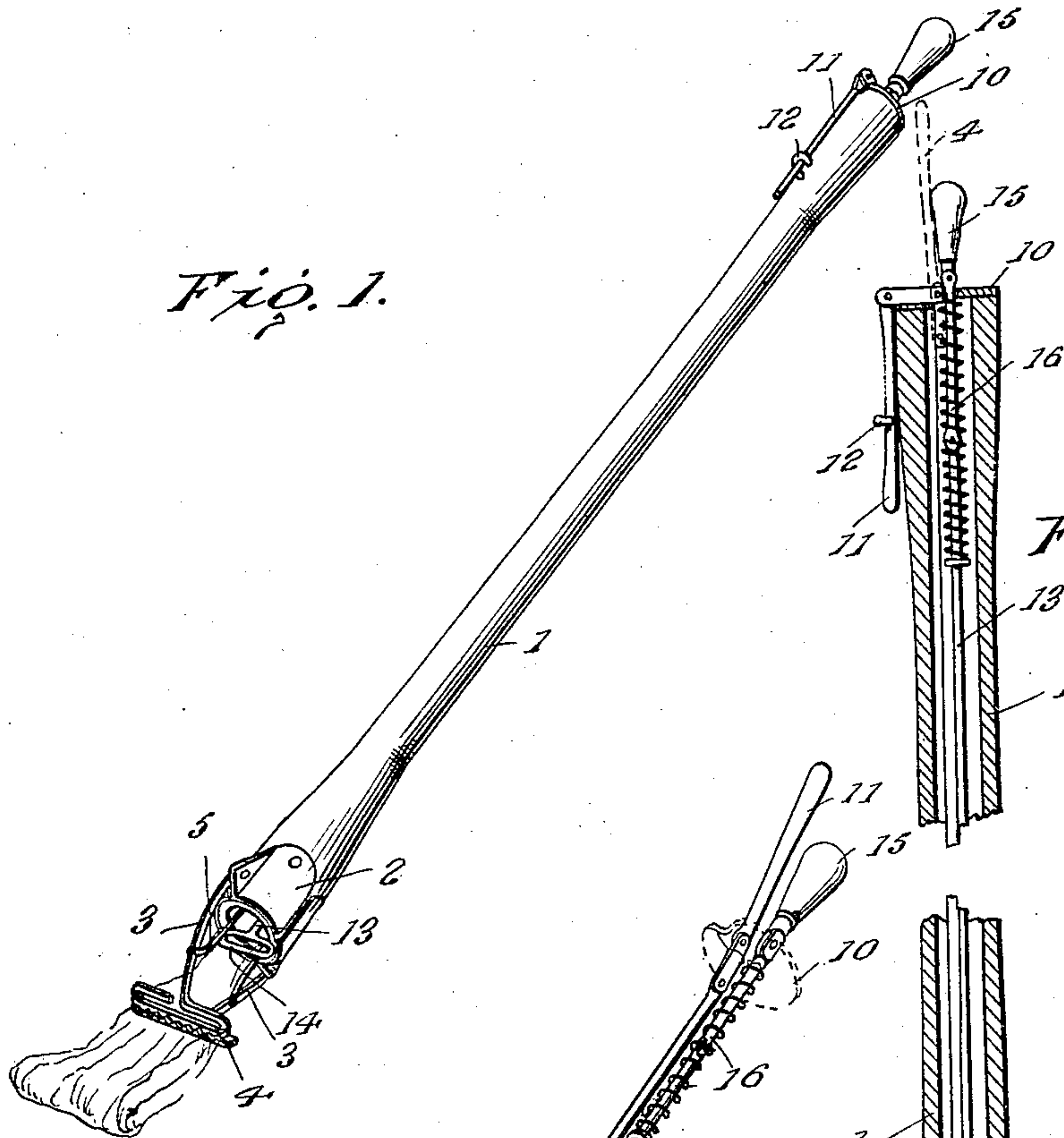


Fig. 2.

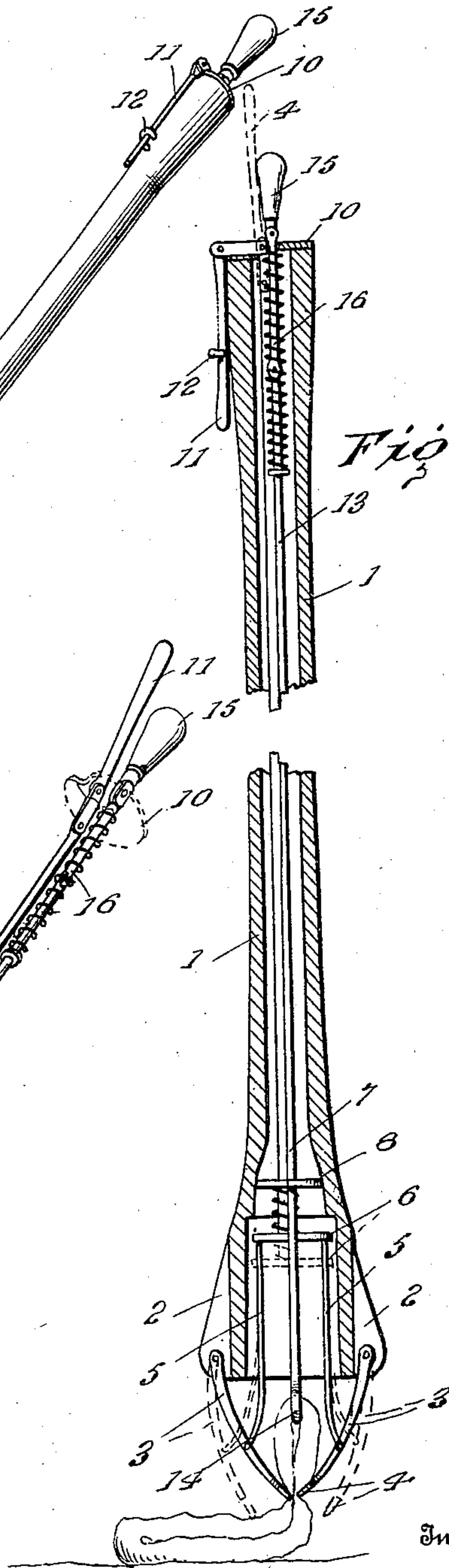
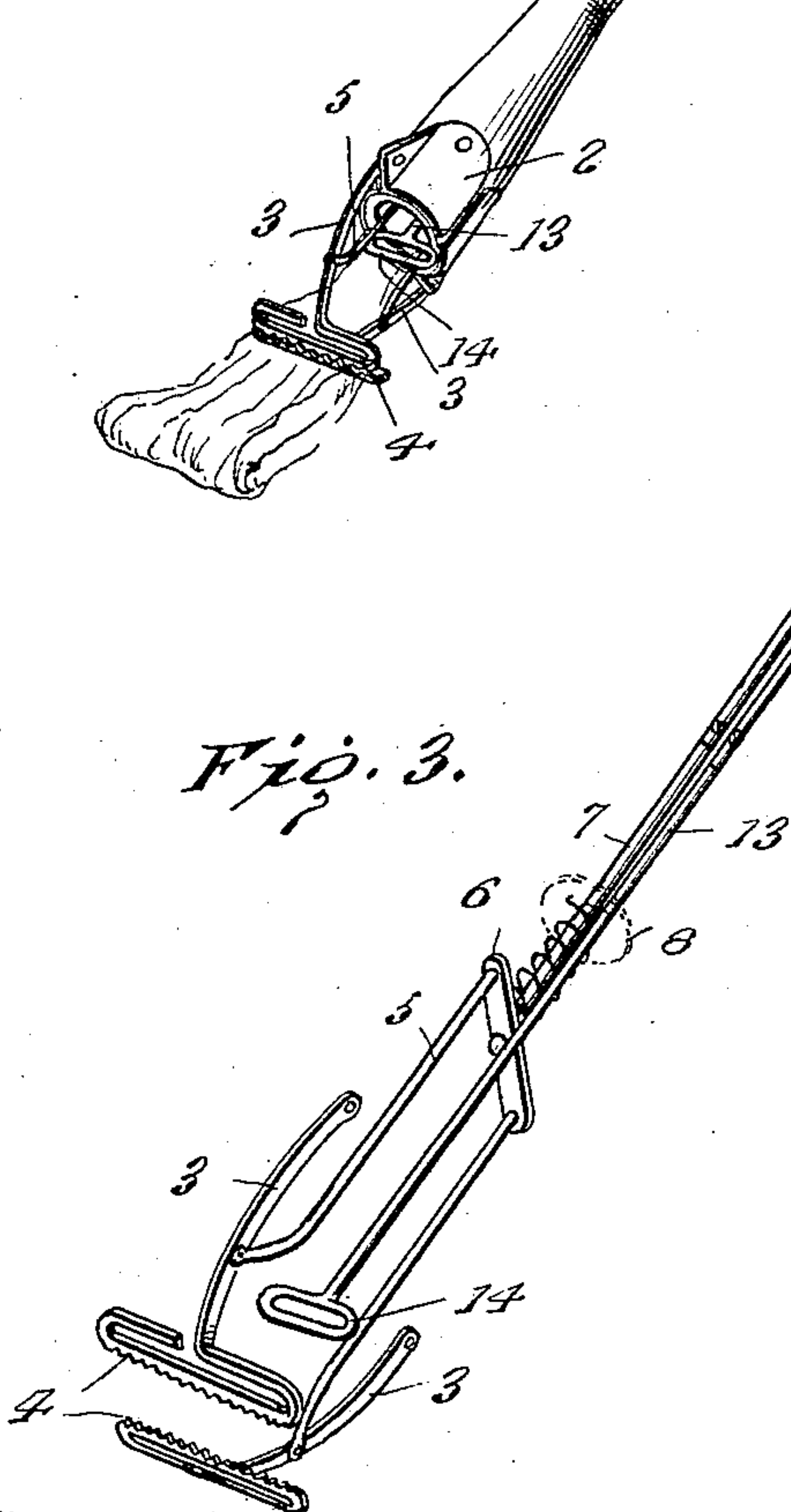


Fig. 3.



Witnesses

W. H. Moore
W. H. Moore

Inventor

O. K. Brown

By

Pharmey
Attorneys

UNITED STATES PATENT OFFICE.

OLIVE K. BROWN, OF ASHERVILLE, KANSAS.

MOP-HOLDER.

No. 870,412.

Specification of Letters Patent.

Patented Nov. 5, 1907.

Application filed August 20, 1907. Serial No. 389,392.

To all whom it may concern:

Be it known that I, OLIVE K. BROWN, a citizen of the United States, residing at Asherville, in the county of Mitchell and State of Kansas, have invented certain new and useful Improvements in Mop-Holders, of which the following is a specification.

This invention has for its object a simple, durable and efficient construction of mop holder to which a piece of cloth or the like may be easily attached and securely held to serve as a mop and by which the cloth may be wrung dry without removing it from the holder.

With this and other objects in view, as will more fully appear as the description proceeds, the invention consists in certain constructions and arrangements of the parts that I shall hereinafter fully describe and then point out the novel features in the appended claims.

For a full understanding of the invention, reference is to be had to the following description and accompanying drawings in which:

Figure 1 is a perspective view of my improved mop holder; Fig. 2 is a longitudinal sectional view thereof; and Fig. 3 is a similar view of the interior parts thereof.

Corresponding and like parts are referred to in the following description and indicated in all the views of the drawings by the same reference characters.

My improved mop holder comprises a handle or staff 1 which is hollow and to one end of which oppositely disposed brackets 2 are attached. Outwardly extending arms 3 are pivotally connected at one end to the respective brackets and are provided at their outer ends with serrated cross bars 4 forming jaws. Links 5 pivotally connect the arms 3 of the jaws with the cross head 6 of a rod 7 mounted within the staff 1 and having sliding bearing through the apertured plate 8 held in said staff. An expansive spring is coiled around the rod 7 and bears against the plate 8 and cross head 6 so as to move the rod in a direction to swing the jaws outwardly or away from each other. The rod 7 extends entirely through the staff 1, passing through an end plate 10 secured to the outer end of the latter. The rod is provided at this end with a handle 11 pivotally connected thereto by a link as shown and

designed to draw the rod in a direction to close the jaws, and be swung outwardly around the staff 1 into locking engagement with a hook 12 secured to the staff, so as to hold the jaws securely in closed position. Another rod 13 is mounted to move longitudinally within the staff 1, being guided by the apertured plates 8 and 10. This last named rod is provided at one end with a loop 14, and carries at its other end a pivoted handle 15, connected thereto by a pivoted section 16.

In the practical use of the device, a cloth is inserted through the loop 14 and passed between the jaws, and the latter are then closed to grip the cloth in them. Whenever it is desired to wring the cloth, the pressure of the jaws on the mopcloth is withdrawn, and the rod 13 is then retracted in the staff and turned or rotated, the cloth being thus twisted and wrung while it is held in stretched condition between the jaws 4 and the loop 14.

Having thus described the invention, what is claimed as new is:

1. A mop holder, comprising a hollow staff, jaws pivoted thereto at one end, links connected to said jaws, a rod mounted to move longitudinally within the said staff and connected to the said links, said rod being spring pressed in a direction to open the jaws, a pivoted handle connected to the opposite end of the rod from the links, and a hook carried by the staff, the pivoted handle being designed to be swung outwardly over one end of the staff into engagement with the hook as and for the purpose set forth.

2. A mop holder comprising a hollow staff, jaws pivotally connected thereto at one end, a spring pressed rod mounted within the staff and movable in one direction to open the jaws, an operative connection between the jaws and the rod, and means for locking the rod to the staff with the jaws in closed position.

3. A mop holder, comprising a hollow staff, jaws pivotally connected thereto at one end, means for closing said jaws, a rod mounted within the staff and provided at one end with a loop, said rod being mounted to turn and also move longitudinally in the staff, and a handle secured to said rod.

In testimony whereof I affix my signature in presence of two witnesses.

OLIVE K. BROWN. [L. S.]

Witnesses:

JOHN A. CARTER,
C. G. CONAINT.