

No. 869,256.

PATENTED OCT. 29, 1907.

T. McCORMICK.
LACE CURTAIN HANGER.
APPLICATION FILED JAN. 29, 1907.

Fig. 1.

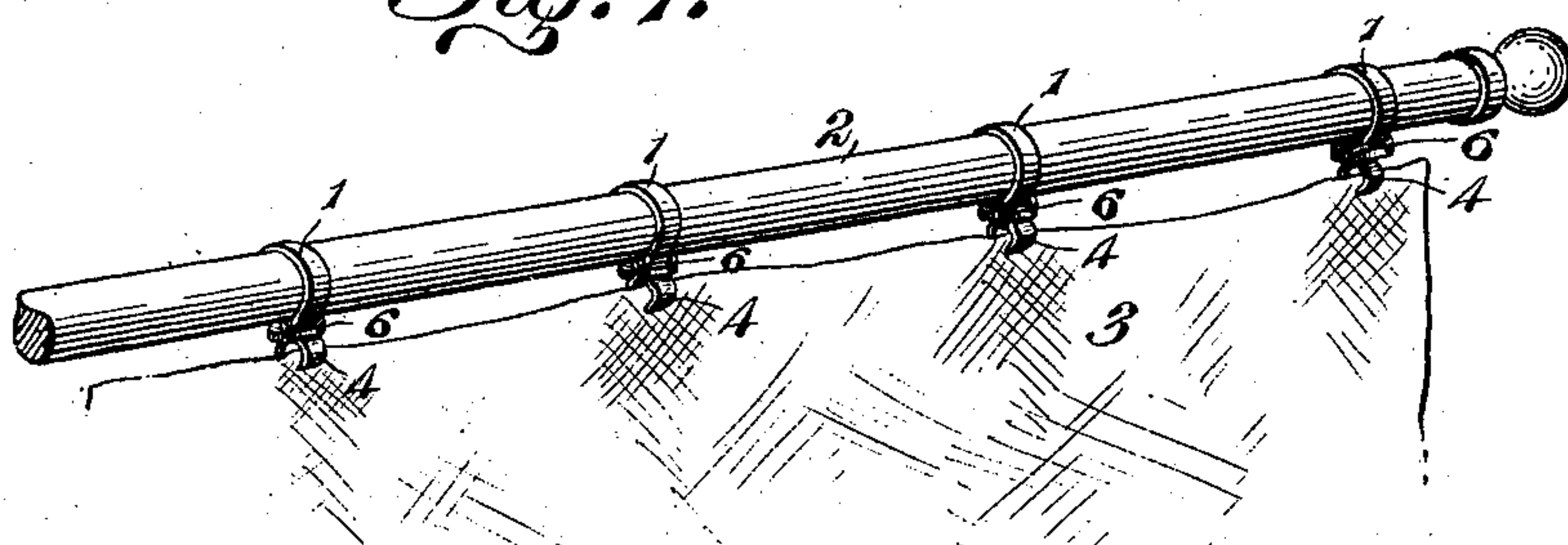


Fig. 2.

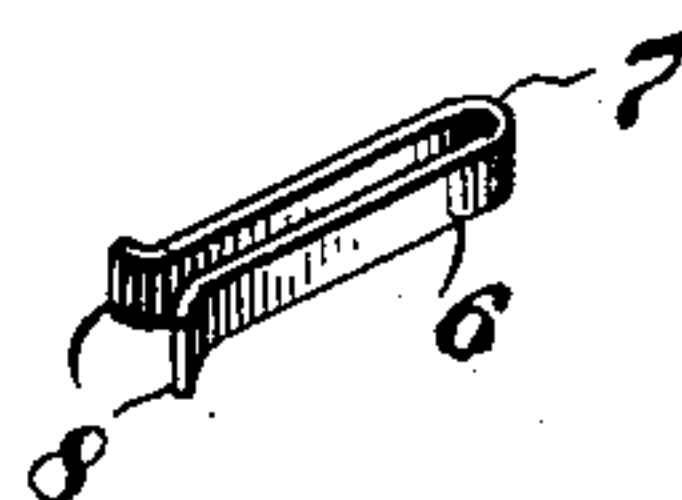
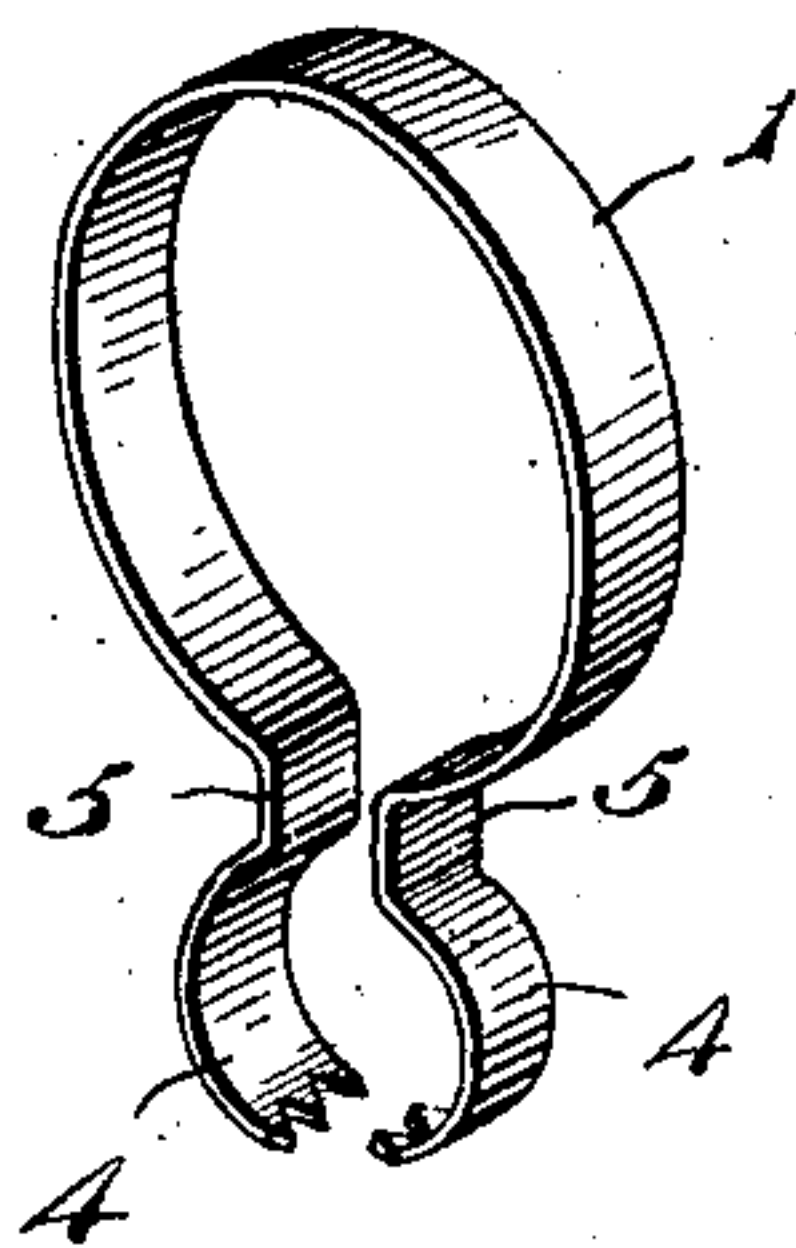


Fig. 3.

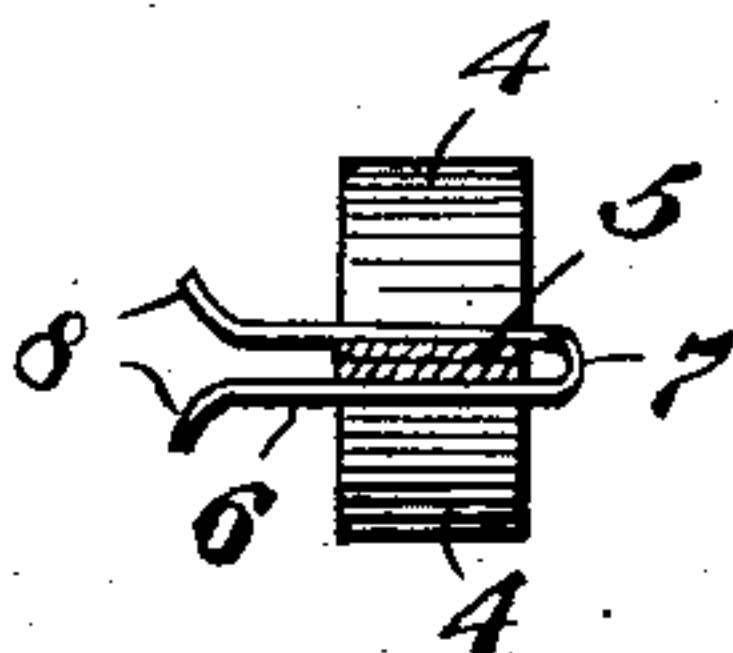


Fig. 4.

Thomas McCormick, Inventor.

Witnesses

J. Howard Bishop.

H. F. Riley.

By

E. G. Siggers

Attorney

UNITED STATES PATENT OFFICE.

THOMAS McCORMICK, OF MOUNT PLEASANT, PENNSYLVANIA.

LACE-CURTAIN HANGER.

No. 869,256.

Specification of Letters Patent.

Patented Oct. 29, 1907.

Application filed January 29, 1907. Serial No. 354,716.

To all whom it may concern:

Be it known that I, THOMAS McCORMICK, a citizen of the United States, residing at Mount Pleasant, in the county of Westmoreland and State of Pennsylvania, have invented a new and useful Lace-Curtain Hanger, of which the following is a specification.

The invention relates to improvements in lace curtain hangers.

The object of the present invention is to improve the construction of lace curtain hangers, and to provide a simple, inexpensive and efficient device, adapted to be readily applied to a curtain pole, and capable of enabling a lace curtain to be easily and quickly attached to the same and removed therefrom.

With these and other objects in view, the invention consists in the construction and novel combination of parts hereinafter fully described, illustrated in the accompanying drawing, and pointed out in the claims hereto appended; it being understood that various changes in the form, proportion, size and minor details of construction, within the scope of the claims, may be resorted to without departing from the spirit or sacrificing any of the advantages of the invention.

In the drawing:—Figure 1 is a perspective view of a portion of a curtain pole, provided with lace curtain hangers constructed in accordance with this invention. Fig. 2 is an enlarged detail perspective view of the hanger, the clip being removed. Fig. 3 is a detail view of the clip. Fig. 4 is a detail sectional view, illustrating the arrangement of the clip.

Like numerals of reference designate corresponding parts in all the figures of the drawing.

The lace curtain hanger, which is constructed of suitable resilient material, embodies an open ring or loop 1 of circular form, and adapted to be arranged on a curtain pole 2, as clearly illustrated in Fig. 1 of the drawing. The loop or ring 1 is open at the bottom, when the device is not in engagement with a lace curtain 3.

The lower terminals of the open loop or ring are connected with a pair of lower oppositely bowed clamping jaws 4 by straight neck portions 5, which are engaged

by a removable clip 6 for holding the clamping jaws in engagement with the curtain. The jaws, which are substantially semi-circular, are provided at their lower ends with teeth, and the curvature of the jaws forms a lower circular loop to receive the upper edge of the curtain, when the device is closed. The outward bowing of the jaws also forms shoulders for positively supporting the clip, which is approximately U-shaped, being composed of similar sides and a connecting portion 7. The terminals 8 of the sides are curved outward to permit the clip to be readily engaged with the neck portions 5 of the device.

The circular loop or ring 1 is freely slidable on the curtain pole, and is adapted to remain thereon after the curtain has been detached, and the device is sufficiently resilient to enable it to be readily opened sufficiently to place the rings on and remove them from the curtain pole, when desired. The clip holds the clamping jaws firmly in engagement with the upper portion of the lace curtain, which may be looped or draped in any preferred manner. In practice, the lace curtain hanger will be made of polished brass, and it may be enameled in any preferred manner.

Having thus fully described my invention, what I claim as new and desire to secure by Letters Patent, is:—

A lace curtain hanger comprising a loop or ring of a size to embrace and slide upon a pole and open at the bottom, straight neck portions depending from the sides of the loop or ring at the bottom thereof, and outwardly bowed clamping jaws connected at their upper ends to the neck portions and serrated or toothed at their lower ends, said loop or ring and the neck portions and the jaws being constructed of a single piece of metal, and a transverse clip arranged on and engaging the neck portions for holding the jaws in engagement with a curtain, and slidable into and out of engagement with the said neck portions.

In testimony, that I claim the foregoing as my own, I have hereto affixed my signature in the presence of two witnesses.

THOMAS McCORMICK.

Witnesses:

J. LLOYD KALP,
W. A. HITCHMAN.