

No. 868,474.

PATENTED OCT. 15, 1907.

M. E. PARKER.  
WAX HOLDER.

APPLICATION FILED AUG. 9, 1906.

2 SHEETS-SHEET 1.

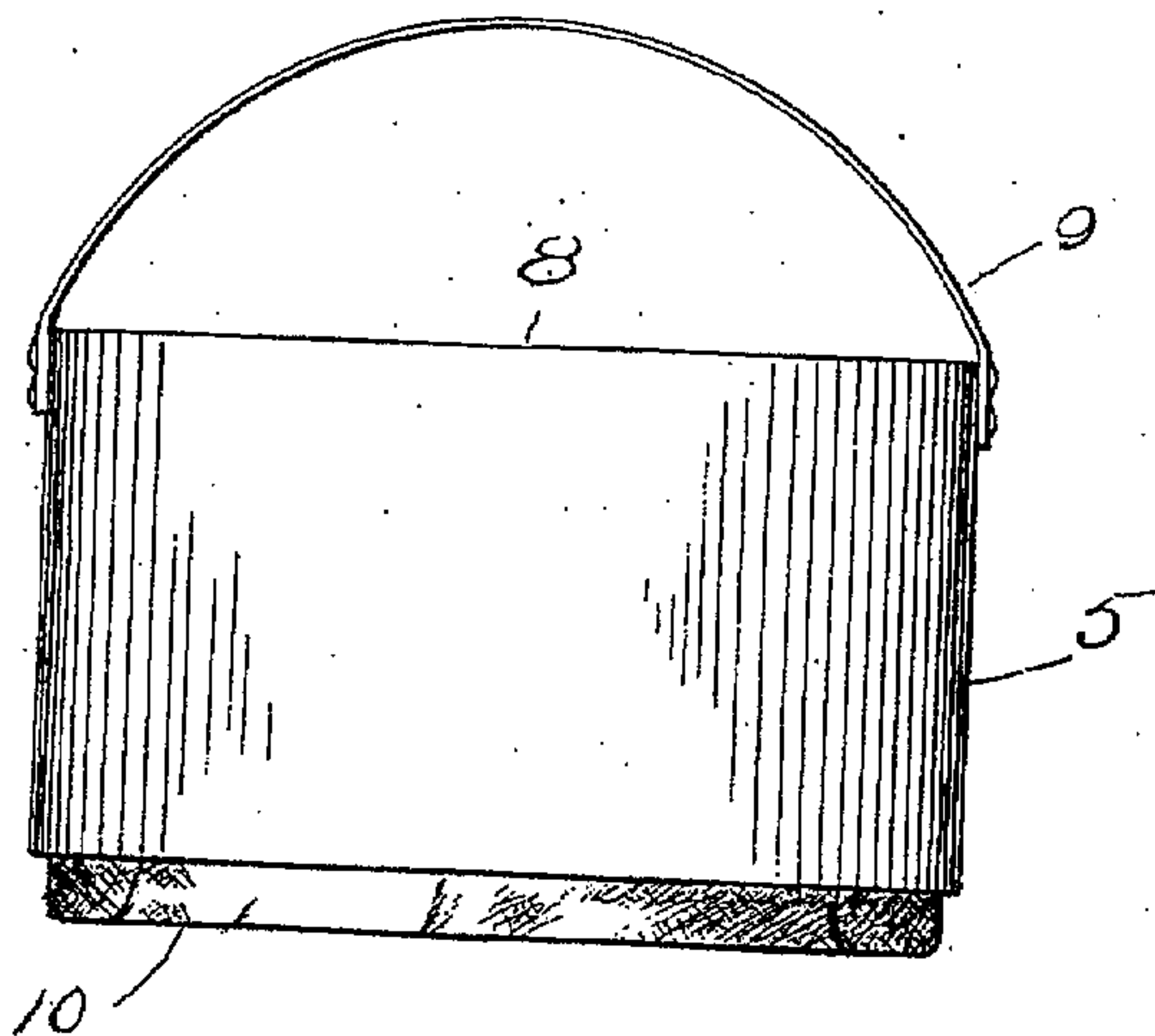


Fig. 1

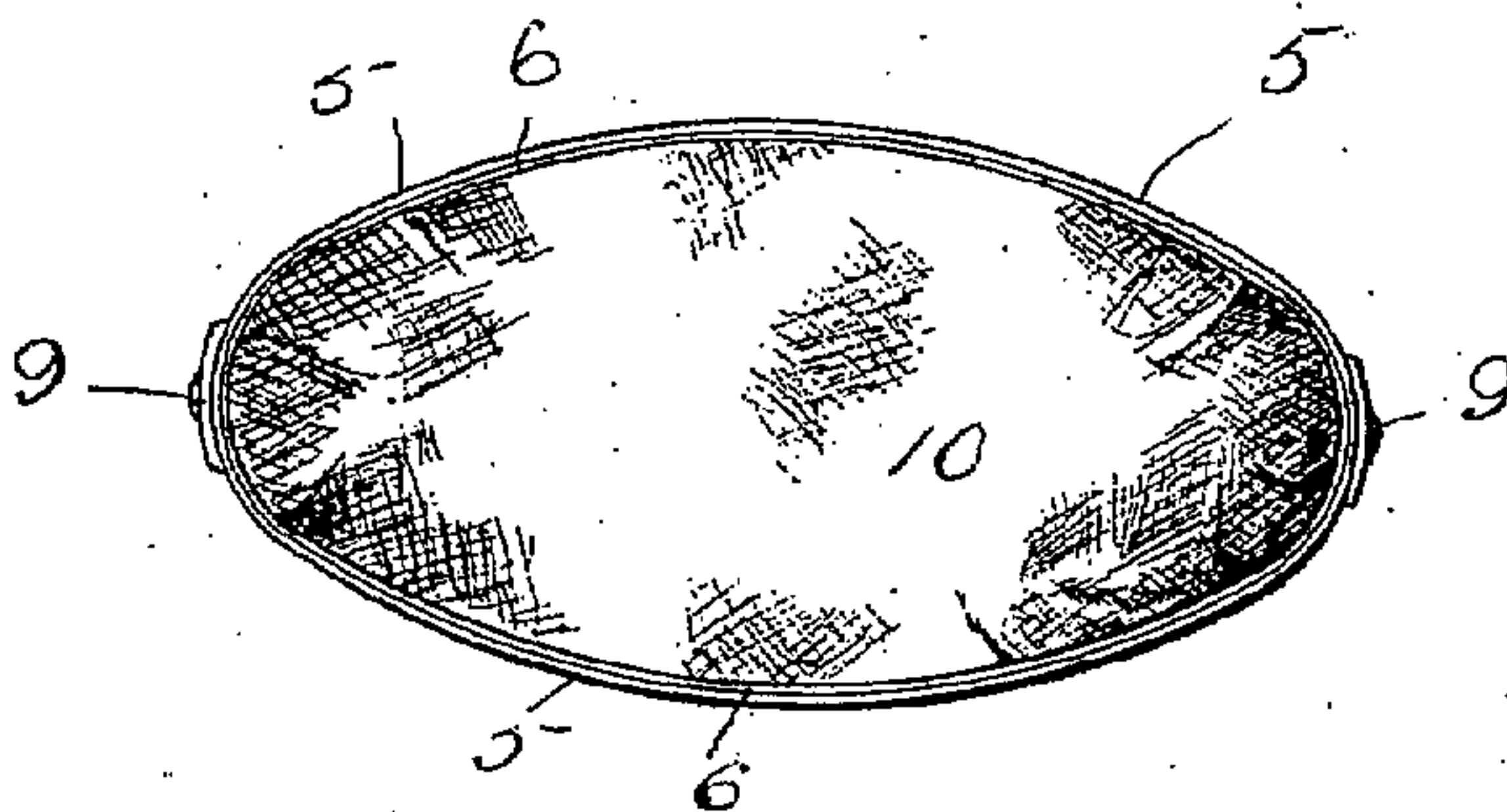


Fig. 2

Witnesses

J. C. Simpson  
F. B. Mac Nab

Inventor

Mollie E. Parker

By

*Charles Chavaler*

Attorney

No. 868,474.

PATENTED OCT. 15, 1907.

M. E. PARKER.  
WAX HOLDER.

APPLICATION FILED AUG. 8, 1906.

2 SHEETS—SHEET 2.

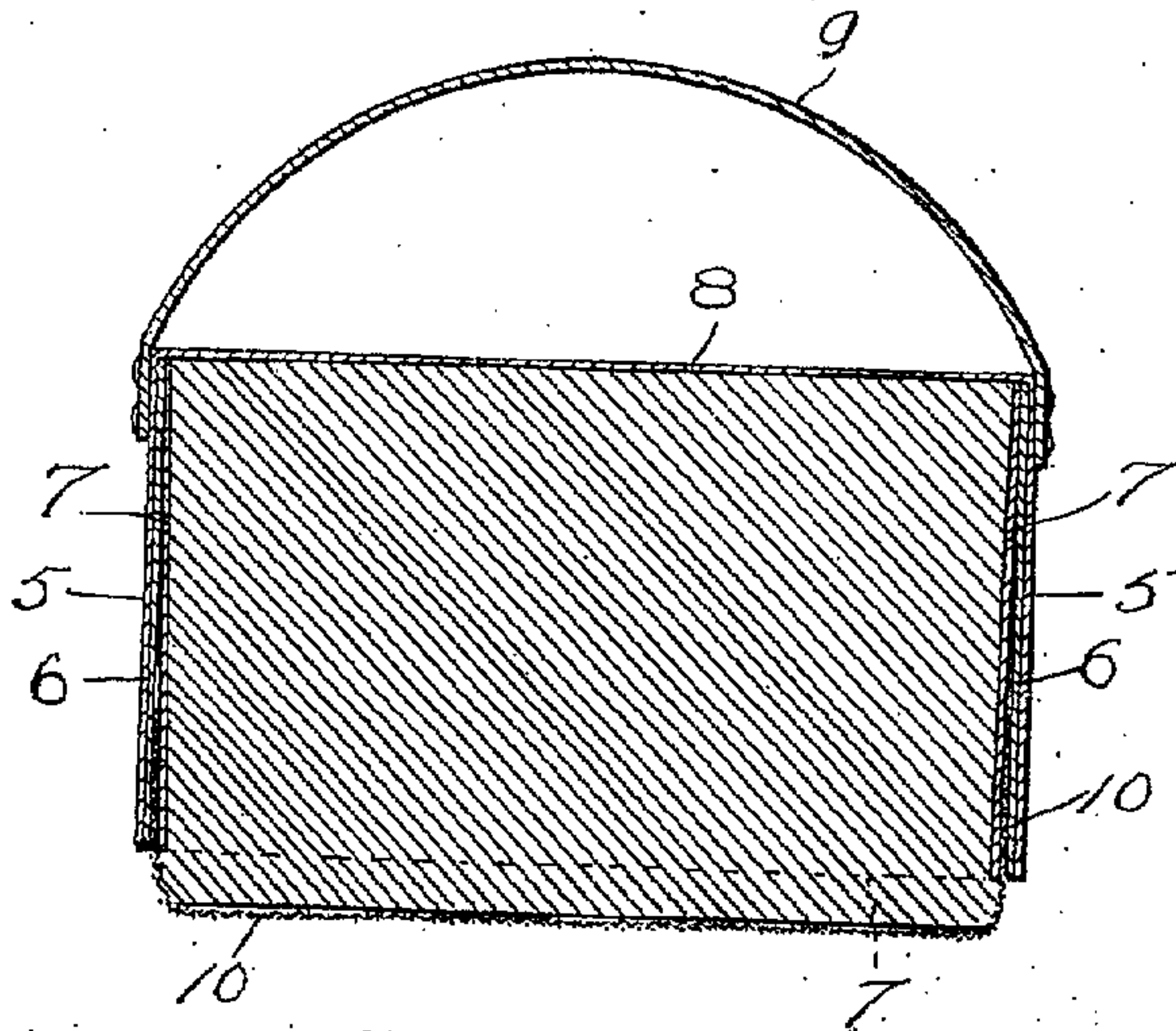


Fig. 3.

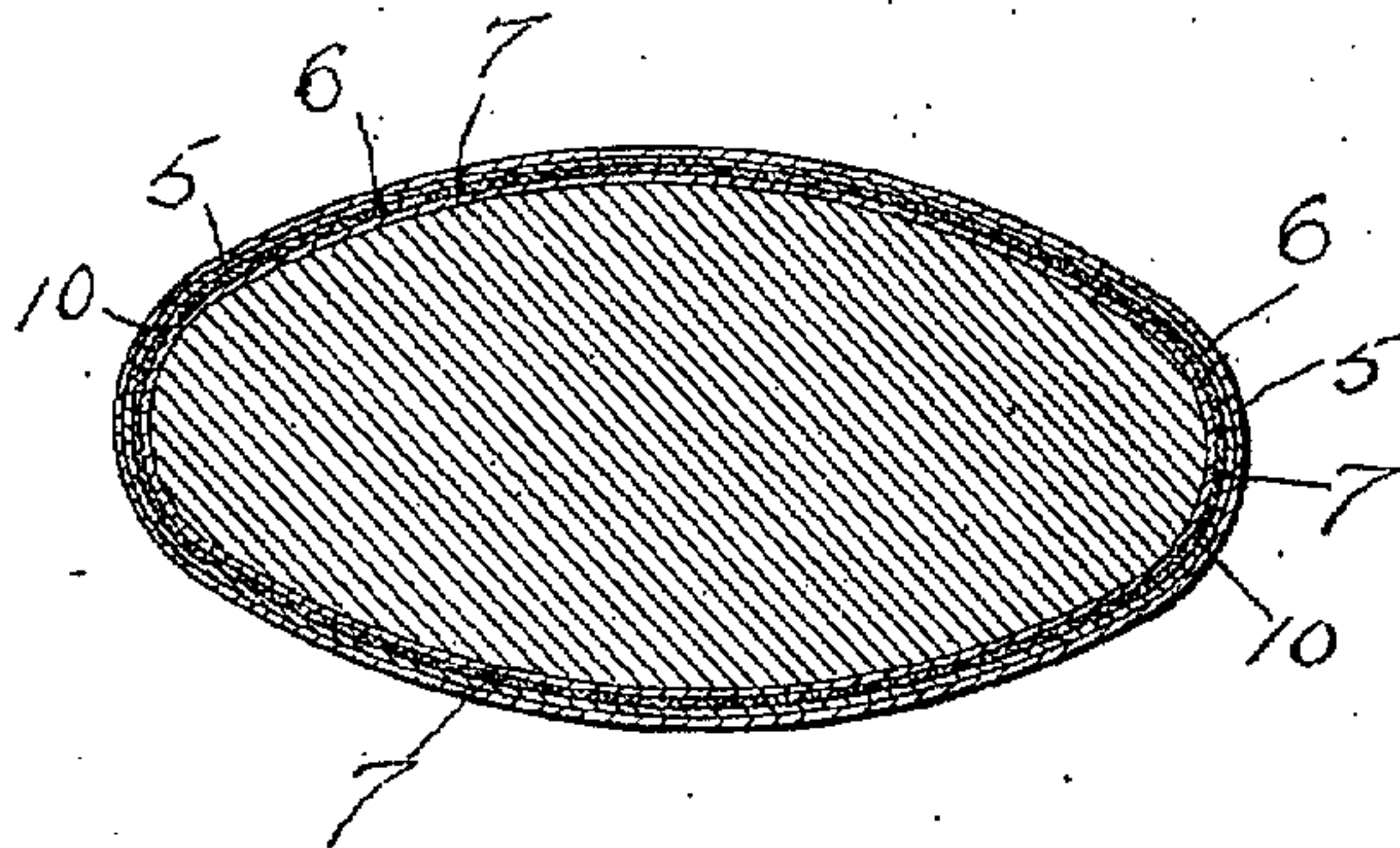


Fig. 4.

Witnesses  
J. C. Simpson.  
S. B. Mac Nab.

Inventor  
Mollie E. Parker.

By *Charles C. Cullen*

Attorney.

# UNITED STATES PATENT OFFICE.

MOLLIE E. PARKER, OF LAKE CHARLES, LOUISIANA.

## WAX-HOLDER.

No. 868,474.

Specification of Letters Patent.

Patented Oct. 15, 1907.

Application filed August 8, 1906. Serial No. 329,746.

*To all whom it may concern:*

Be it known that I, MOLLIE E. PARKER, a citizen of the United States, residing at Lake Charles, in the parish of Calcasieu, State of Louisiana, have invented certain new and useful Improvements in Wax-Holders; and I do hereby declare the following to be a full, clear, and exact description of the invention, such as will enable others skilled in the art to which it appertains to make and use the same.

10 This invention relates to ironing wax holders, and has for its object to provide a simple device of this character, of such construction that it may be refilled with wax when desired, and in which the cloth which retains the wax within the holder, may be removed for  
15 cleaning or replacement.

A further object of the invention is to provide a means for holding the cloth in place, of such construction that it will stretch the cloth tightly over the wax to produce a smooth waxing surface.

20 With the above and other objects in view, the invention consists in the combination and arrangement of parts, as hereinafter fully described, specifically claimed, and illustrated in the accompanying drawings, in which—

25 Figure 1 is a side elevation of the holder. Fig. 2 is a bottom plan view thereof. Fig. 3 is a detail vertical longitudinal sectional view through the holder. Fig. 4 is a detail horizontal sectional view through the holder.

30 Referring more specifically to the drawings, the numerals 5, 6, and 7 denote the telescopic members,

which comprise the wax-holder embodied in my invention. Each of the above mentioned members is elliptical in form, and the outermost member 5 is closed at one end, as at 8 and provided with a handle 35 9, by means of which the holder may be manipulated. A cloth 10 is stretched over the innermost member 7, and is held in place by the intermediate member 6, which fits snugly over the member 7 and is telescopically received in the member 5. 40

In practice the member 7 is completely filled with wax after the cloth 10 and the member 6 have been engaged thereupon, and the member 6 is then placed in the member 5, the holder then being ready for use.

From the above, it will be seen that the holder may 45 be readily refilled, and, furthermore, that the cloth 10 may at any time be replaced by a new one or removed for cleaning.

What is claimed, is—

A wax holder of the type set forth comprising a hollow 50 retaining member spanned at its upper end by an imperforate web of material, a handle secured thereto, two open ended members, one of which is telescopically received within the other and held by friction and a sheet of foraminous material having its edges clamped between said 55 open ended members and spanning the lower ends thereof, the outermost of said open ended members being telescoped into said first named member and frictionally held therein.

In testimony whereof, I affix my signature, in presence 60 of two witnesses.

MOLLIE E. PARKER.

Witnesses:

G. F. HENNIGAN,  
A. M. MAXO.