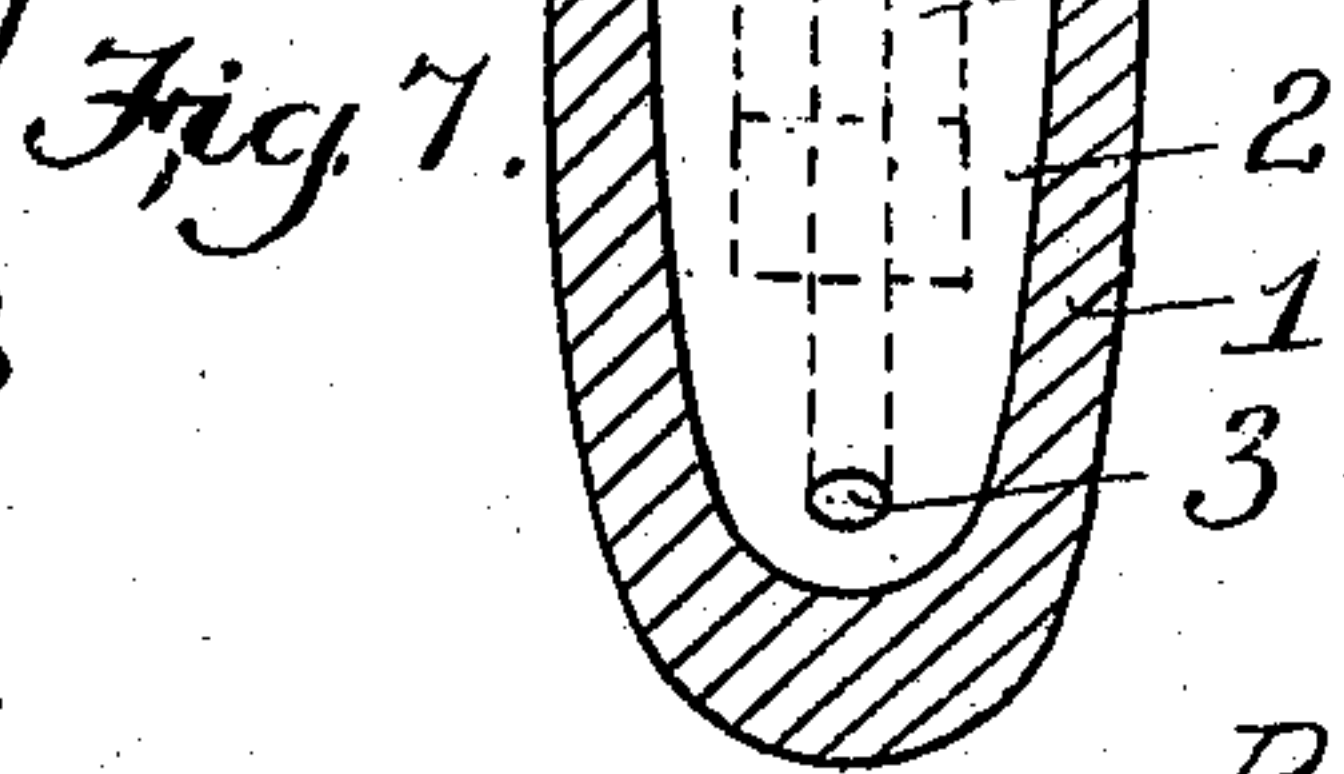
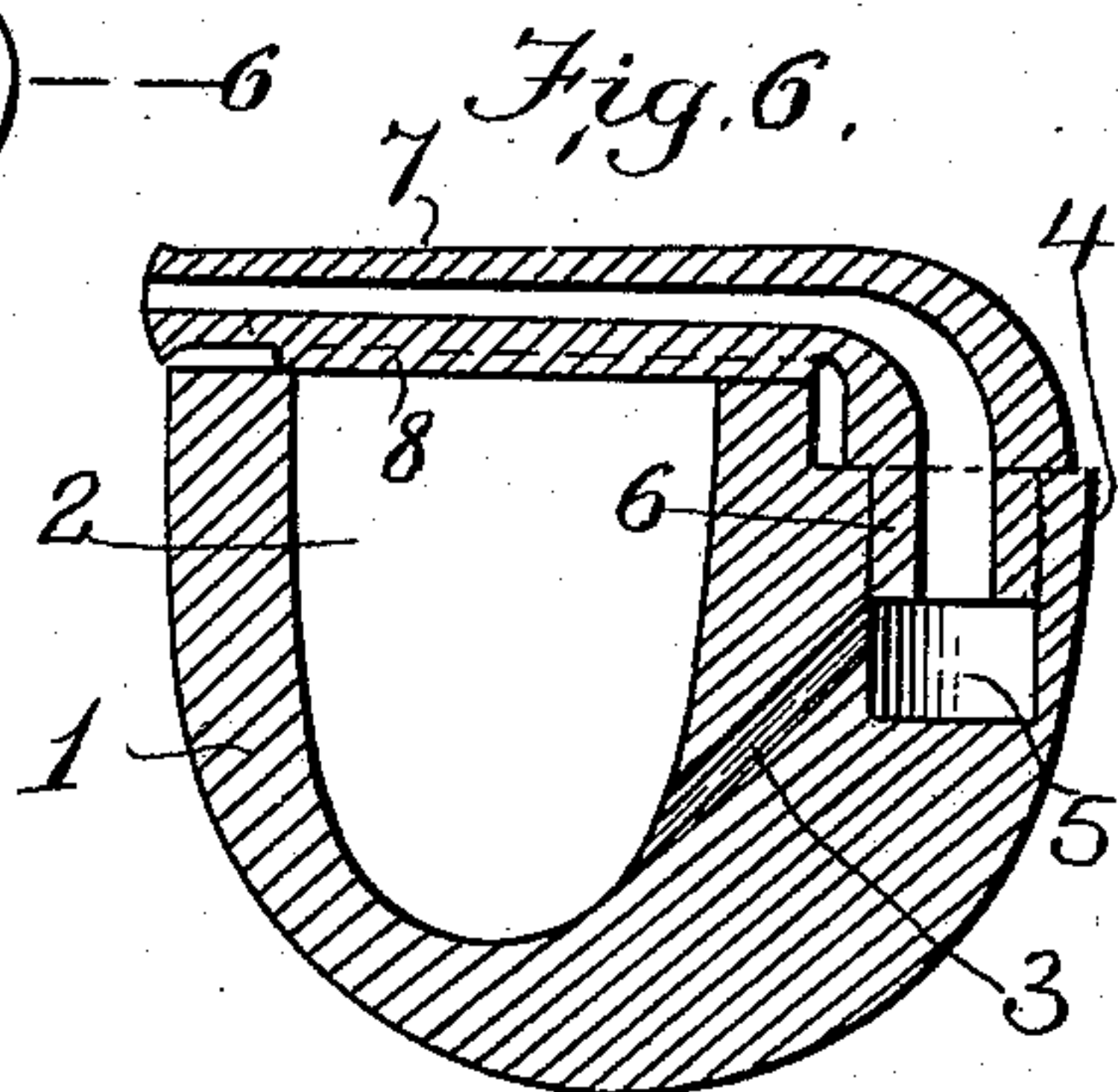
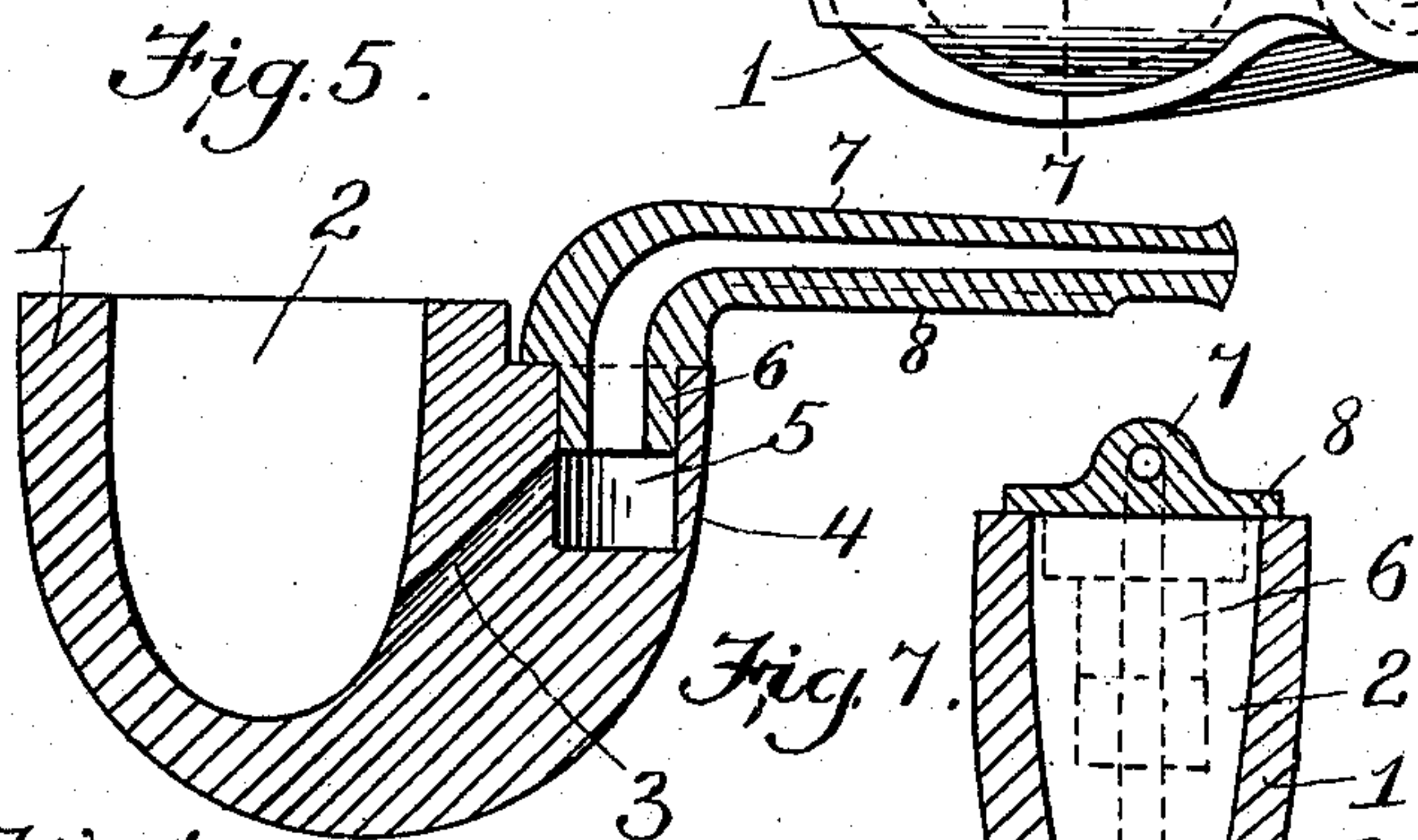
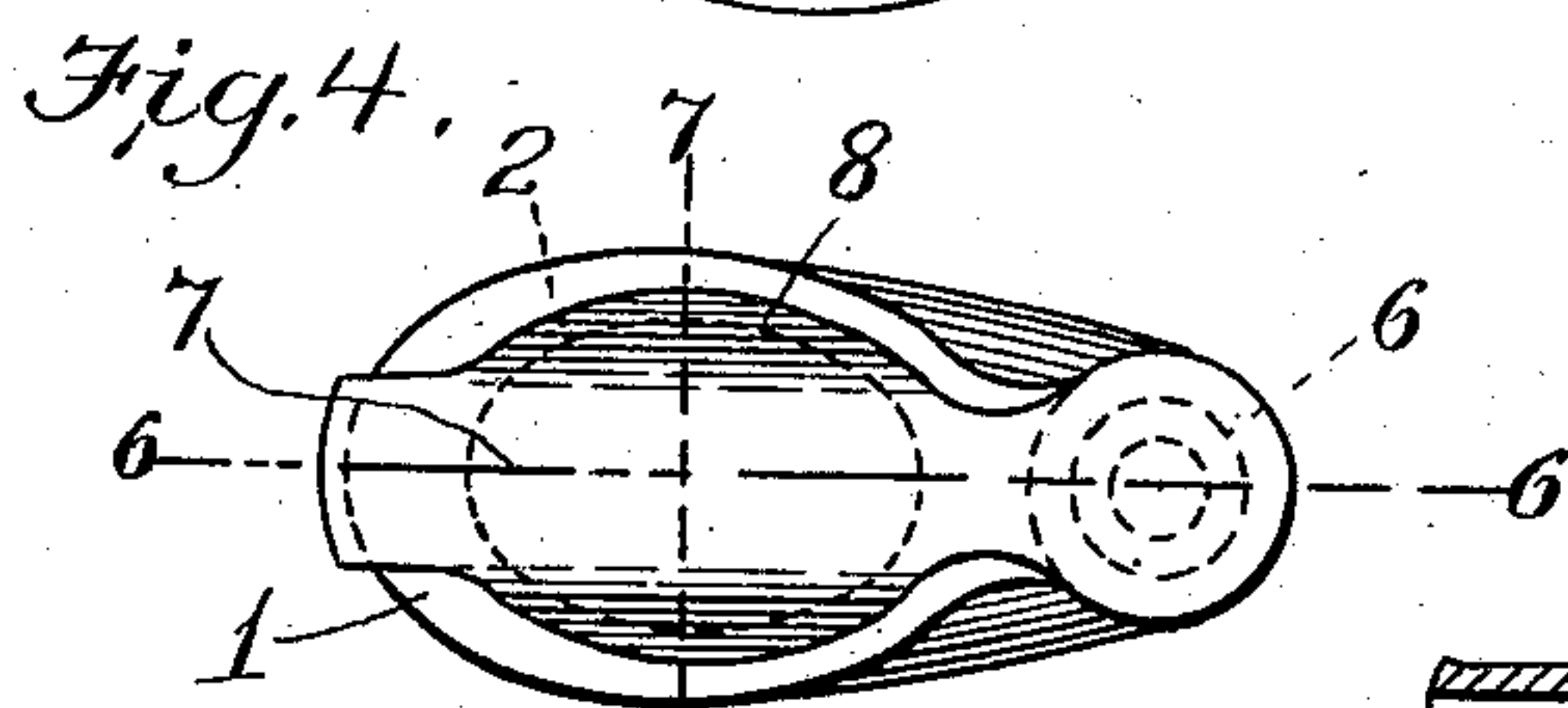
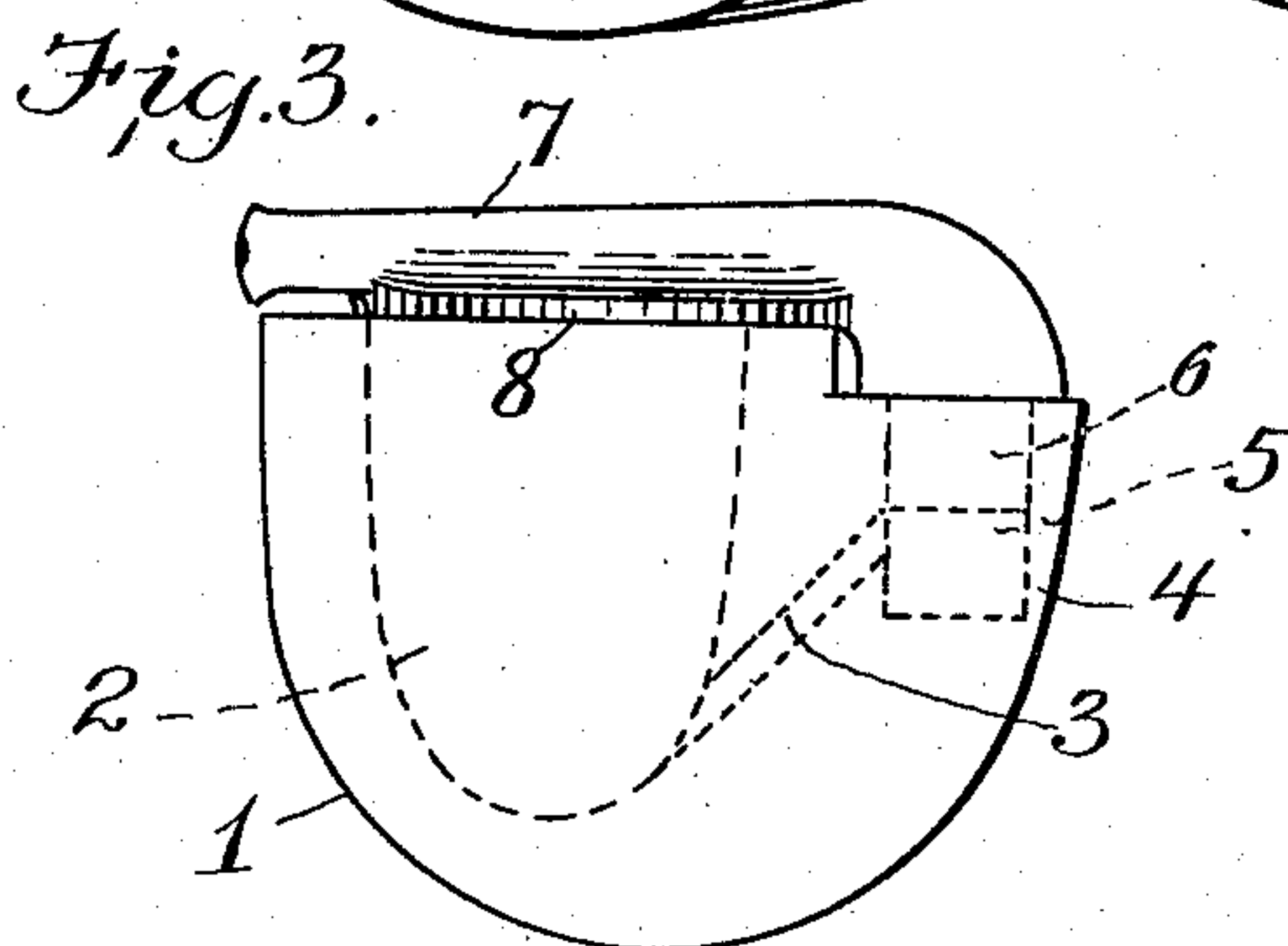
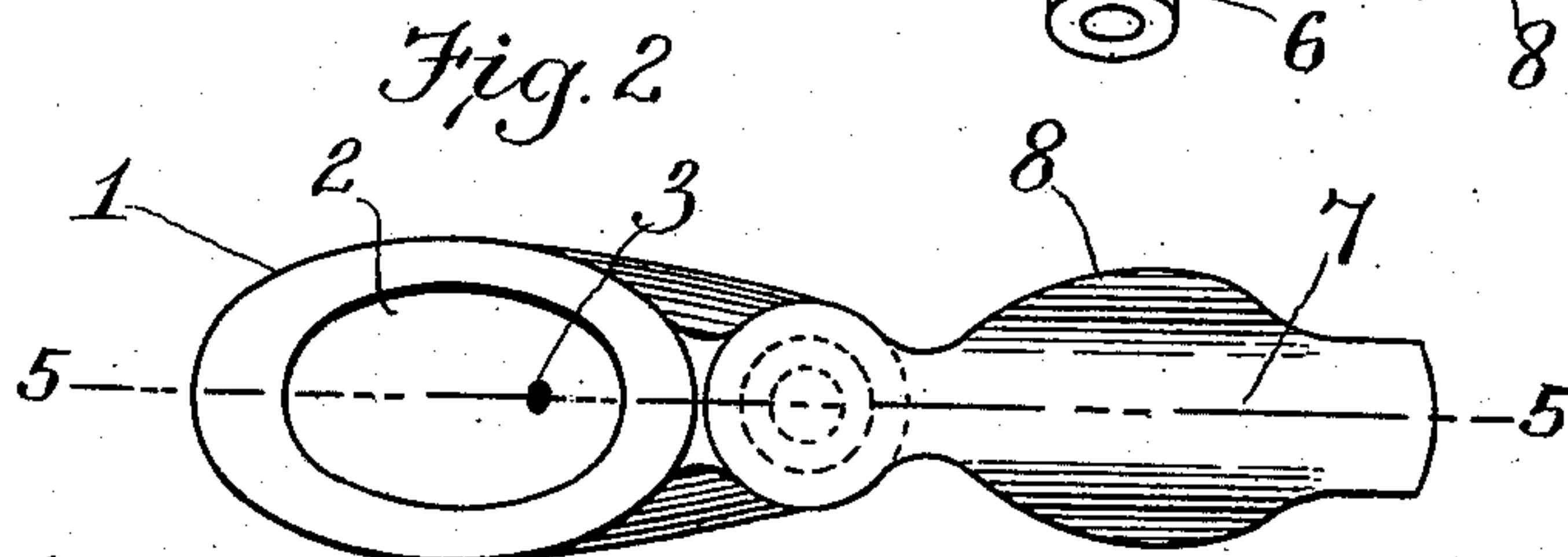
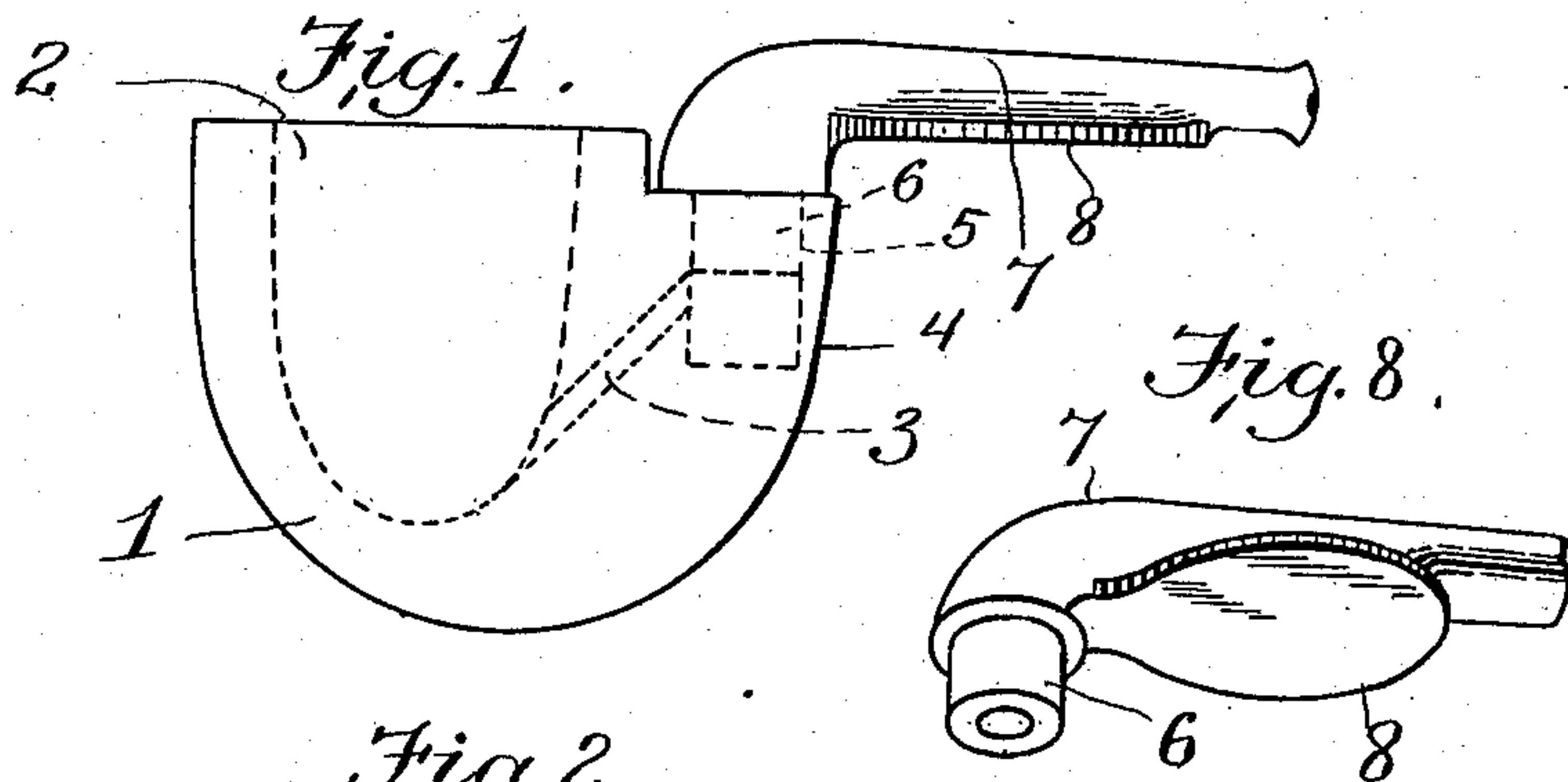


No. 867,769.

PATENTED OCT. 8, 1907.

L. UNDERWOOD.
PIPE.

APPLICATION FILED FEB. 20, 1907.



Witnesses.
H. L. Robbins.
E. Baetheden

Inventor.
Loring Underwood

By Wright Brown Smith & Co.
Attys.

UNITED STATES PATENT OFFICE.

LORING UNDERWOOD, OF BELMONT, MASSACHUSETTS.

PIPE.

No. 867,769.

Specification of Letters Patent.

Patented Oct. 8, 1907.

Application filed February 20, 1907. Serial No. 358,360.

To all whom it may concern:

Be it known that I, LORING UNDERWOOD, of Belmont, in the county of Middlesex and State of Massachusetts, have invented certain new and useful Improvements in Pipes, of which the following is a specification.

This application relates to improvement in pipes and consists in combining a movable stem carrying a cover for the pipe bowl with a pipe bowl.

Figure 1, in side elevation, shows a pipe constructed in accordance with my invention, the tobacco pocket in the bowl of the pipe and the passageway from the lower part of said pocket to the stem appearing in dotted lines, and the pipe and stem being arranged in their operative positions or positions of use. Fig. 2 is a top plan view of the construction shown in Fig. 1, the cover carried by the stem appearing as formed on the under side of the stem. Fig. 3 is a view like Fig. 1 showing the stem turned back with its cover over the mouth of the tobacco pocket of the pipe, the parts appearing with the cover closing the mouth of the tobacco pocket. Fig. 4 is a top plan view of the construction and arrangement shown in Fig. 3. Fig. 5 is a longitudinal sectional view of the pipe taken on the line 5—5 of Fig. 2, showing the passageway connecting the tobacco pocket of the bowl of the pipe with the passageway in the stem. Fig. 6 is a longitudinal sectional view on the line 6—6 of Fig. 4, showing the stem as it appears when it is swung over the bowl of the pipe. Fig. 7 is a cross-sectional view on the line 7—7 of Fig. 4, showing the cover carried by the stem in position over the top of the tobacco pocket of the pipe. Fig. 8 is a detailed perspective view of the stem and its cover.

1 represents a pipe bowl shown of any preferred construction, formed with a tobacco pocket 2, with the lower end of which connects a passageway 3 formed in an extension 4 of the pipe bowl, as is common. The upper end of the passageway 3 is enlarged to form a socket 5 to receive the hub 6 of the pipe-stem 7. The hub 6 and socket 5 are so arranged and positioned as to permit the stem to be turned in its socket 5.

8 represents a cover, here shown as formed integral with and upon the lower side of the stem. This construction, however, may be modified. The cover

may be made of any desired material and connected in any desired way with the stem. The cover is so positioned with relation to the top of the bowl of the pipe that, when the stem is swung over the bowl of the pipe, as shown in Fig. 3, the cover will preferably closely fit the top of the bowl covering the entrance to the tobacco pocket, and thus preventing the escape of the contents of said pocket.

The described construction not only permits the tobacco bowl to be positioned at an angle with relation to the stem, a feature of considerable importance in shooting, as it removes the pipe bowl from the line of the eye, but said construction further permits the safe and convenient means for preventing the escape of the contents of the bowl, swinging the stem over the bowl so as not to be broken, thus permitting the pipe, when the parts are positioned as shown in Fig. 3, to be safely carried in clothing. Further, by having the pipe bowl of the general form shown in Fig. 2, that is, flat, the pipe does not have the tendency to bulge out the clothing, as would be the case were the pipe of a round or different shape.

Having thus explained the nature of my said invention, and described a way of constructing and using the same, although without attempting to set forth all of the forms in which it may be made or all of the modes of its use, I declare that what I claim is:

As an article of manufacture, a pipe comprising in its construction a flat bowl oblong in cross section, said bowl being formed with a tobacco pocket, a stem swiveled to said bowl at one end of the latter and at or near one end of the longer axis of said bowl in position to be swung over the top of the bowl, said stem being of substantially the same length as said diameter so that both ends of said stem are flush with the ends of the pipe when the stem is swung in its closed position over the bowl, a passageway connecting said pocket and said stem, and a cover carried by said stem midway its ends adapted, when the stem is swung over the bowl, to fit tightly over and close the mouth of the pocket, whereby when the cover is over the pocket, the free end of the stem is protected by the sides of the bowl and the cover prevents escape of the contents of the bowl.

In testimony whereof I have affixed my signature, in presence of two witnesses.

LORING UNDERWOOD.

Witnesses:

WILLIAM QUINBY,
H. L. ROBBINS.