

No. 867,403.

PATENTED OCT. 1, 1907.

R. J. NEWSON.
UMBRELLA AND WALKING STICK ATTACHMENT.
APPLICATION FILED JAN. 29, 1907.

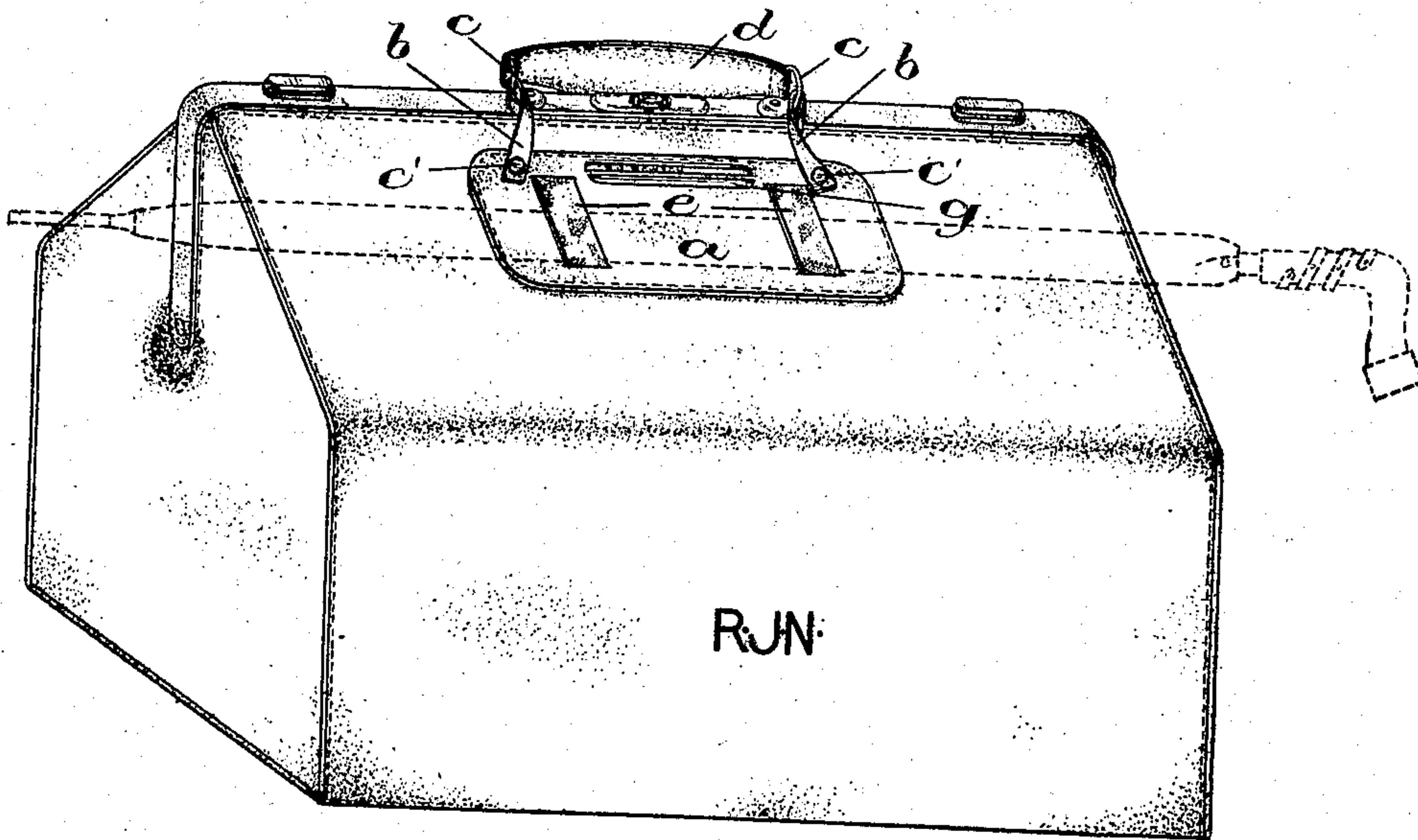


Fig. 1.

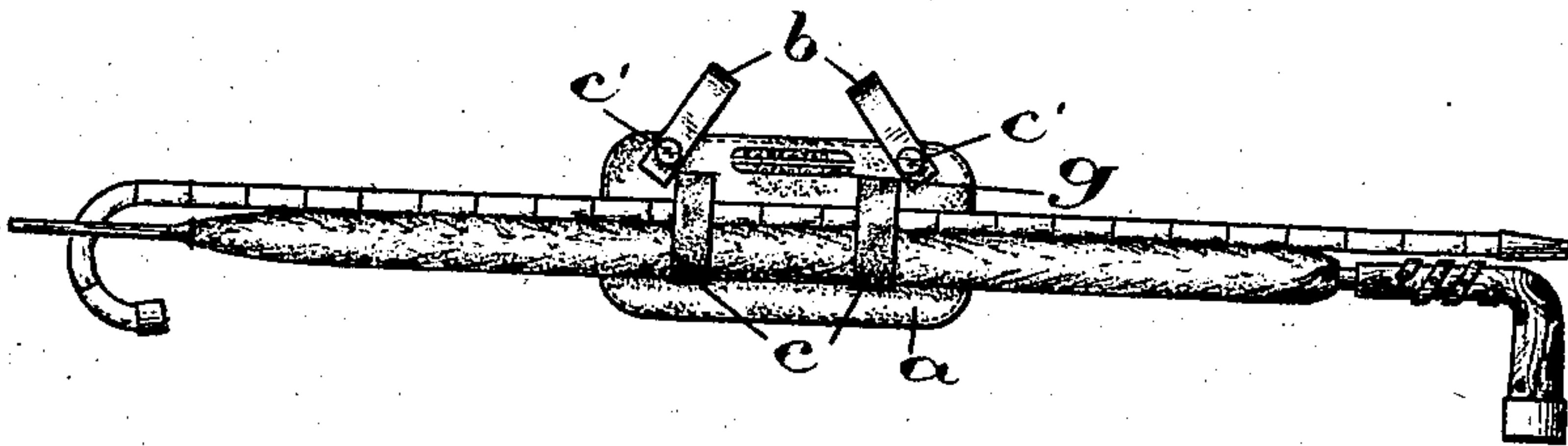
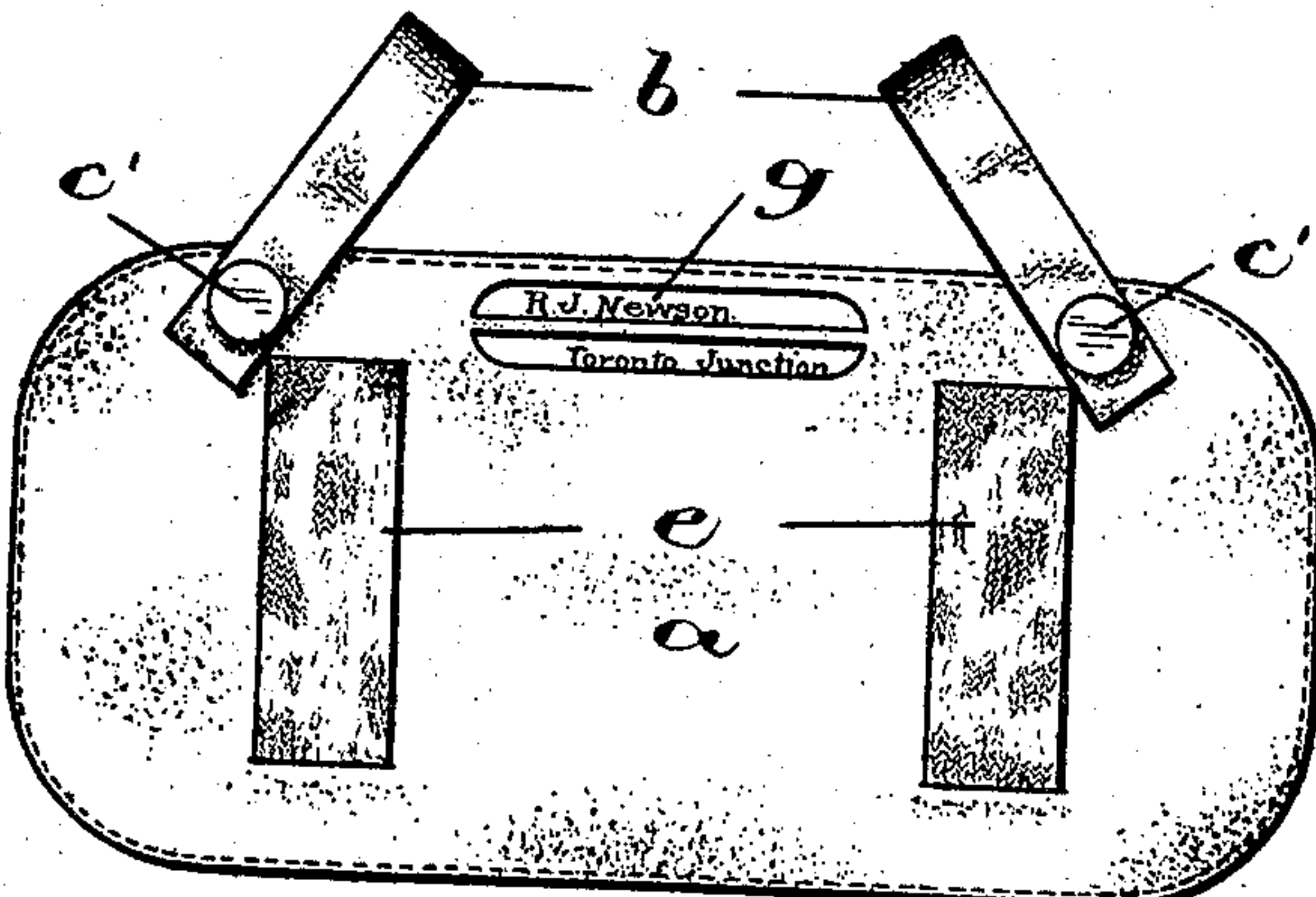


Fig. 2.



Witnesses.
H. L. Trimble
Charles L. Cooper

Inventor.

Fig. 3.

Requies J. Newson
by Charles L. Cooper
his attorney

UNITED STATES PATENT OFFICE.

REGINALD J. NEWSON, OF TORONTO JUNCTION, ONTARIO, CANADA.

UMBRELLA AND WALKING-STICK ATTACHMENT.

No. 867,403.

Specification of Letters Patent.

Patented Oct. 1, 1907.

Application filed January 29, 1907. Serial No. 354,684.

To all whom it may concern:

Be it known that I, REGINALD JOHN NEWSON, of the town of Toronto Junction, in the county of York and Province of Ontario, Canada, have invented certain new and useful Improvements in Umbrella and Walking-Stick Attachments; and I hereby declare that the following is a full, clear, and exact description of the same.

This invention relates to a means which can be detachably connected to a suit-case, club-bag, or traveling case, to hold and carry an umbrella, walking stick, or the like, and it consists essentially of the arrangement and construction of the parts hereinafter set forth, and more particularly pointed out in the appended claims.

In the drawing Figure 1, is a perspective view of the attachment applied to club-bag. Fig. 2, is a view of the attachment separated from the club-bag with an umbrella and walking stick held by the holding means. Fig. 3, is a plan view of the attachment.

Like letters of reference refer to like parts throughout the specification and drawings.

a represents the body part of the holding attachment which may be of any suitable size and shape, and is preferably made of a semi-rigid material. Attached to the top edge of the body part *a* are the fixed ends of the suspender straps *b*. The suspender straps *b* are so positioned as to pass through the loops *c* of the hand grip *d* or around the latter as most suitable for the purpose or the style of the carrying device with which the attachment is intended to be employed. At the free ends of the suspender straps *b* is a fastening means

c' which preferably consists of the usual spring clasps in common use.

Connected to the front of the body part are elastic straps *e* which constitute the holders for the umbrella or cane. The elastic straps are located intermediate the middle and the ends of the body part *a* so as to embrace, at two separated places the article inserted between them, and the adjacent surface of the body part and firmly hold it. The body part *a* is provided with a name plate *g* for identification purposes. When the umbrella or cane is inserted between the elastic straps and the body *a*, the elastic straps distend to permit of its entry between them and the body part. The contraction of the elastic straps against the article, clasp it with sufficient pressure to firmly hold it.

When the umbrella is suspended from the handle of the suit case, bag, or grip by means of an attachment of this kind, the hands of the party carrying the suit case, bag, or grip, are left entirely free and unencumbered to seize its handle.

Having thus fully described my invention what I claim as new and desire to secure by Letters Patent is:

The hereinbefore described article of manufacture comprising, an elongated stiff body part, suspender straps connected to the body part for detachably connecting it to the handle loops of a suit case, bag or grip, and other straps connected to the body part intermediate its ends to yieldingly hold the article carried thereby.

Toronto December 1st, 1906.

REGINALD J. NEWSON.

Signed in the presence of—

CHAS. H. RICHES,
H. L. TRIMBLE.