

No. 866,614.

PATENTED SEPT. 24, 1907.

W. BECKER.
PROJECTILE.
APPLICATION FILED MAR. 1, 1907.

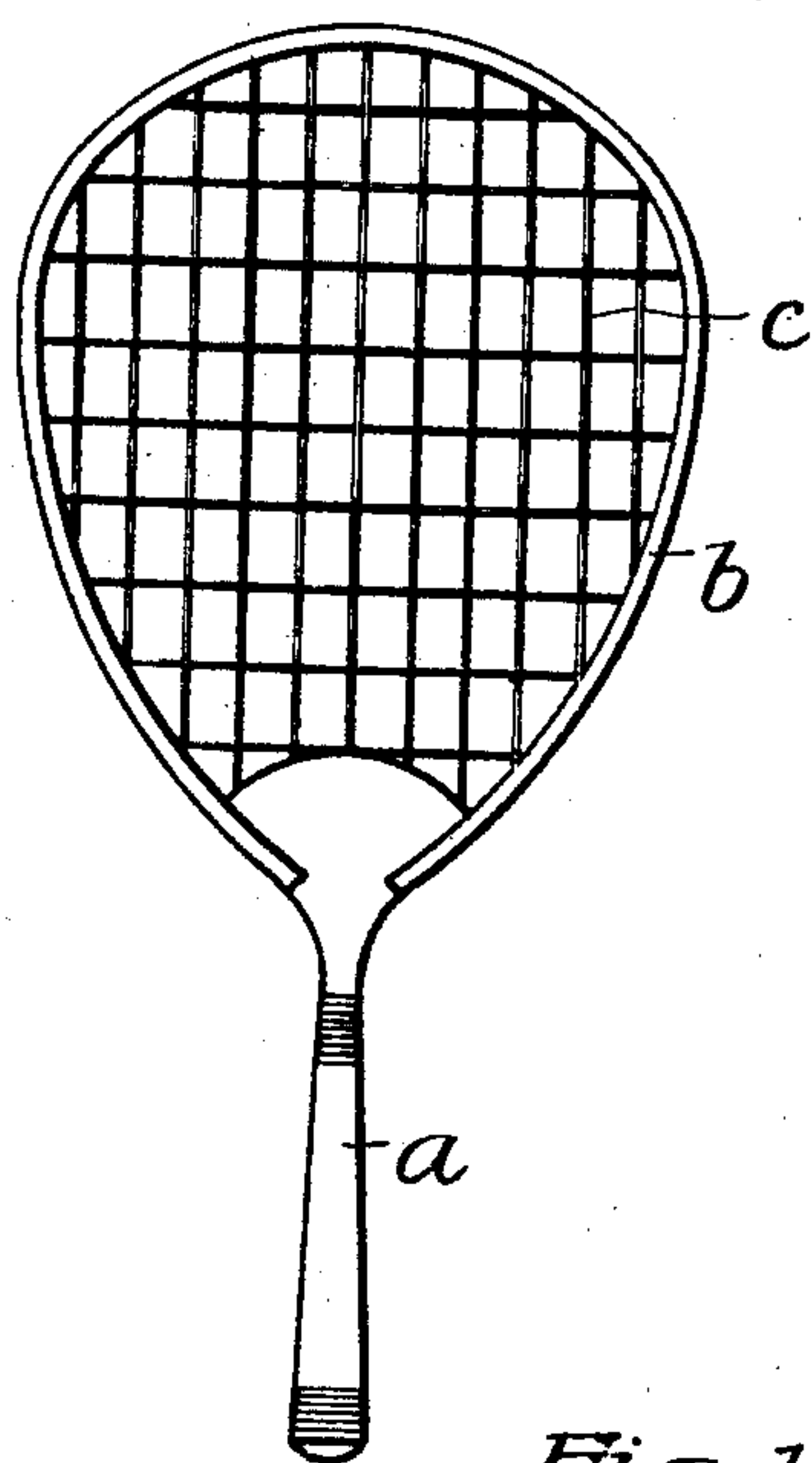


Fig. 1.

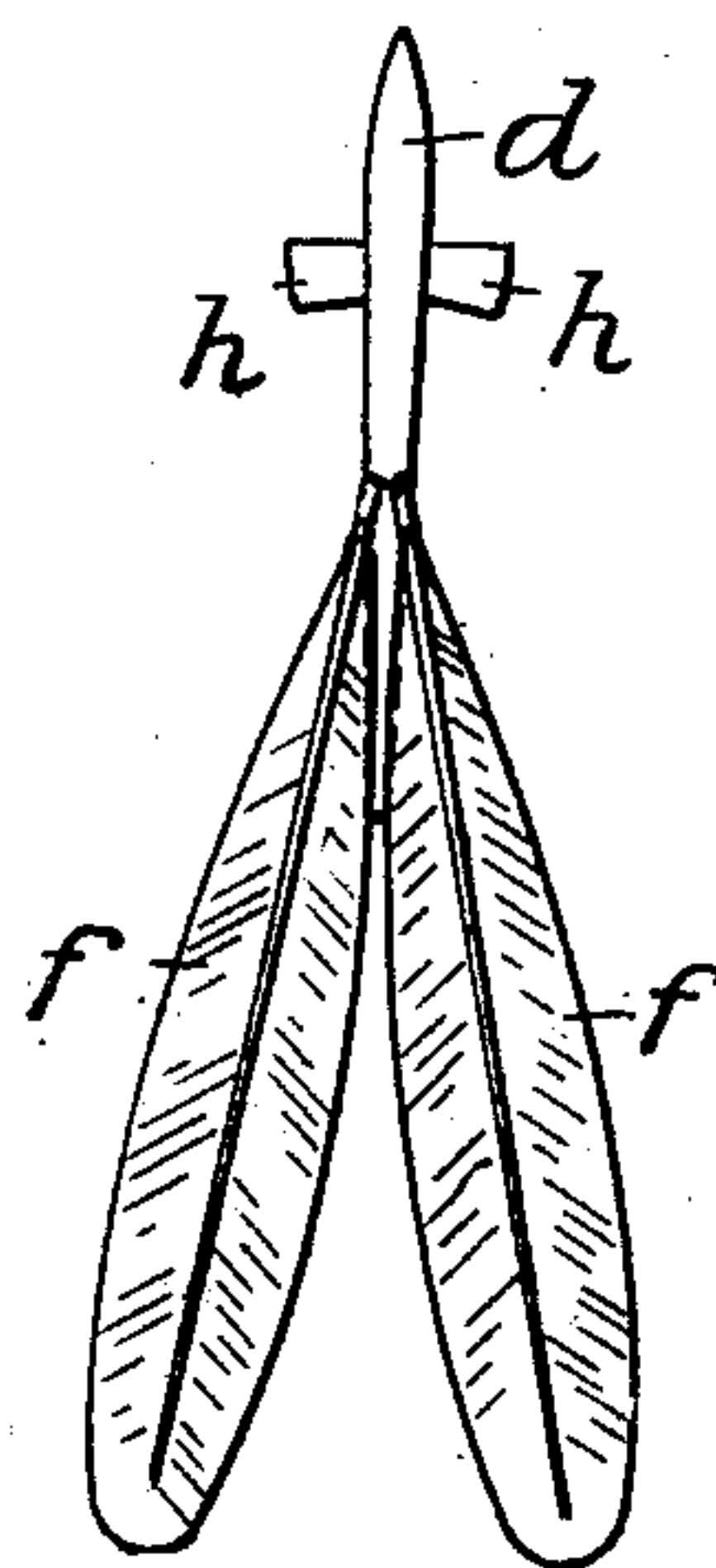


Fig. 2.

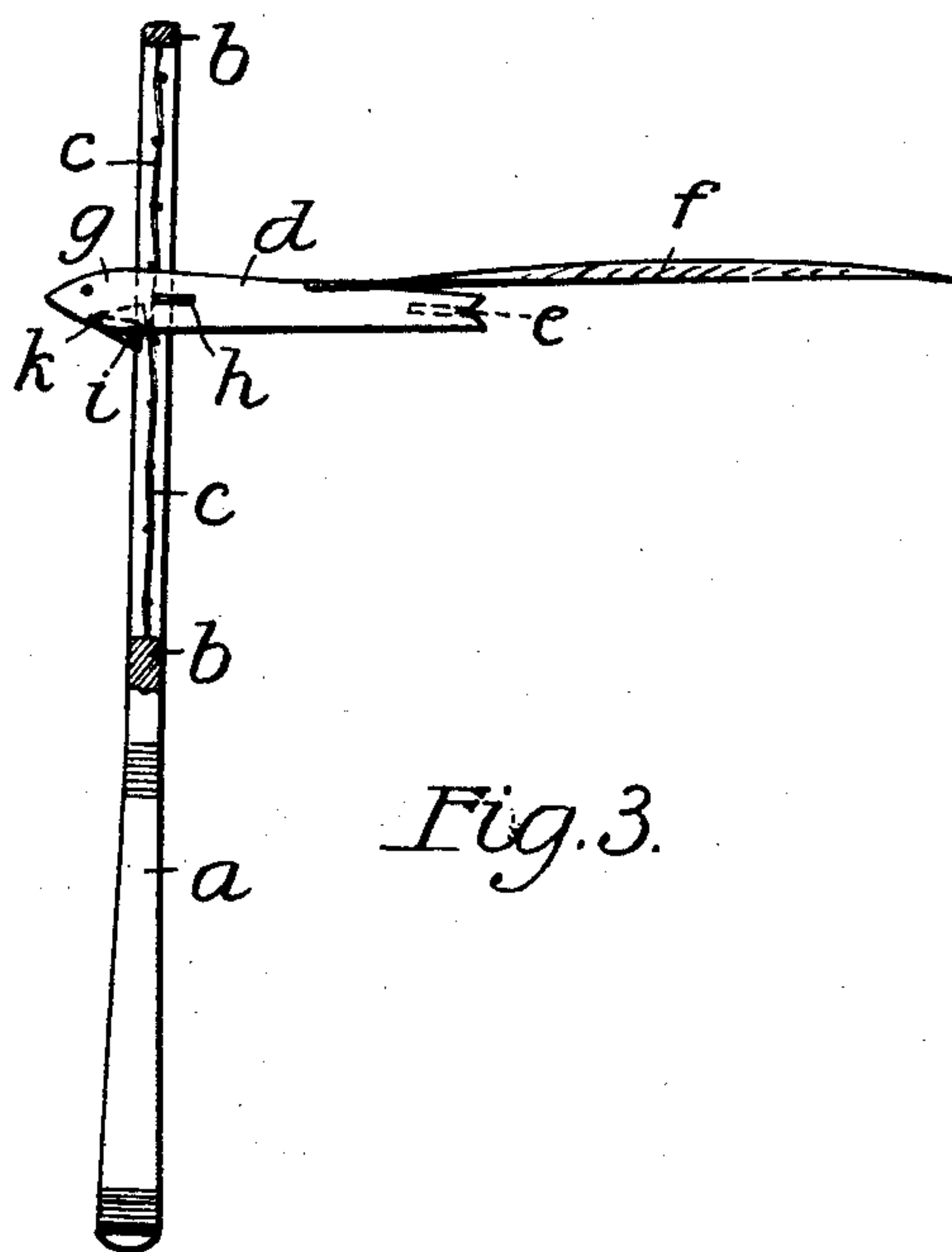


Fig. 3.

Witnesses
Carl Mueller
Gustav Haacke.

Inventor
Wilhelm Becker.

UNITED STATES PATENT OFFICE.

WILHELM BECKER, OF HOBOKEN, NEW JERSEY.

PROJECTILE.

No. 866,614.

Specification of Letters Patent.

Patented Sept. 24, 1907.

Application filed March 1, 1907. Serial No. 360,119.

To all whom it may concern:

Be it known that I, WILHELM BECKER, a subject of the King of Prussia, residing at No. 110 Hudson street, Hoboken, Hudson county, State of New Jersey, have
5 invented new and useful Improvements in Projectiles, of which the following is a specification.

The present invention relates to an improved projectile which is adapted; when used in connection with a racket, to afford a healthy recreation by the exercise necessary in throwing it.
10

Further objects of the invention are to develop the manual skill and, in general, to train the athletic qualities of the players.

With these ends in view the invention consists in the novel combination, arrangement and adaptation of parts, all as more fully hereinafter explained, shown in the accompanying drawings and then specifically set out in the appended claims.
15

Figures 1 and 2 illustrate the two component parts of the improved amusement device in plan views, Fig. 3 shows in sectional view the two component parts of the improved amusement device united together when successfully handled by the players.
20

The improved amusement device according to this invention employs two component parts, viz. a racket and an arrow-like projectile. The first mentioned member of my amusement device is constructed similar to the well known rackets employed in the lawn tennis game. It comprises the handle *a*, the frame *b*
25 attached to the handle *a* and the net-like interwoven strings *c*, which latter are tensioned in the frame *b*. The second member of my amusement device is constructed of a body *d* in the shape of a fish, said body consisting preferably of wood or any other suitable
30 material. Being designed to be thrown by hand in the manner of the arrows of the red Indians, said fish body *d* is rendered heavier at its tail end by the insertion of a plug *e* of lead or other heavy metal and it is provided with feathers *f* at its tail end to insure a uni-
35

form flight. The head portion *g* of the shooting body *d* is adapted to enter the meshes of the net stringing *c* of the racket until arrested by a pair of pectoral fins *h* projecting laterally from the fish body *d*.
40

To prevent the fish body *d*, caught in one of the meshes of the racket, to separate therefrom automatically by virtue of the gravitating force exerted by the heavy tail end, I provide a third jugular fin *i*, which acts as a detent when the pectoral fins *h* contact with the net stringing *c*. Said jugular fin *i* is pivotally mounted on a pin *k* carried by the head portion of the fish body *d*. A cavity adjoining the pin *k* serves for the reception of the jugular fin *i*, when the flying fish enters the meshes of the racket.
45 50

The rules for playing with my hereinbefore amusement device may be stipulated as thought fit and convenient. The task to fulfil is for one player to catch the flying fish thrown by the second player.
55

I do not desire to be understood as limiting myself to the detail construction and arrangement of parts as herein shown and described, as it is manifest that variations and modifications therein may be resorted to, in the adaptation of my invention to varying conditions of use, without departing from the spirit and scope of my invention and improvements. I therefore reserve the right to all such variation and modification as properly falls within the scope of my invention and the terms of the following claims.
60 65

What I do claim as my invention, and desire to secure by Letters Patent, is:

A projectile feathered or winged at one end, and having at or near the other end a pivoted detent, and between said detent and the feathers or wings laterally projecting fixed stops, substantially as specified.
70

In witness whereof I have hereunto signed my name this 30th day of January 1907, in the presence of two subscribing witnesses.
75

WILHELM BECKER.

Witnesses:

CARL MUELLER,
GUSTAV HAACKL.