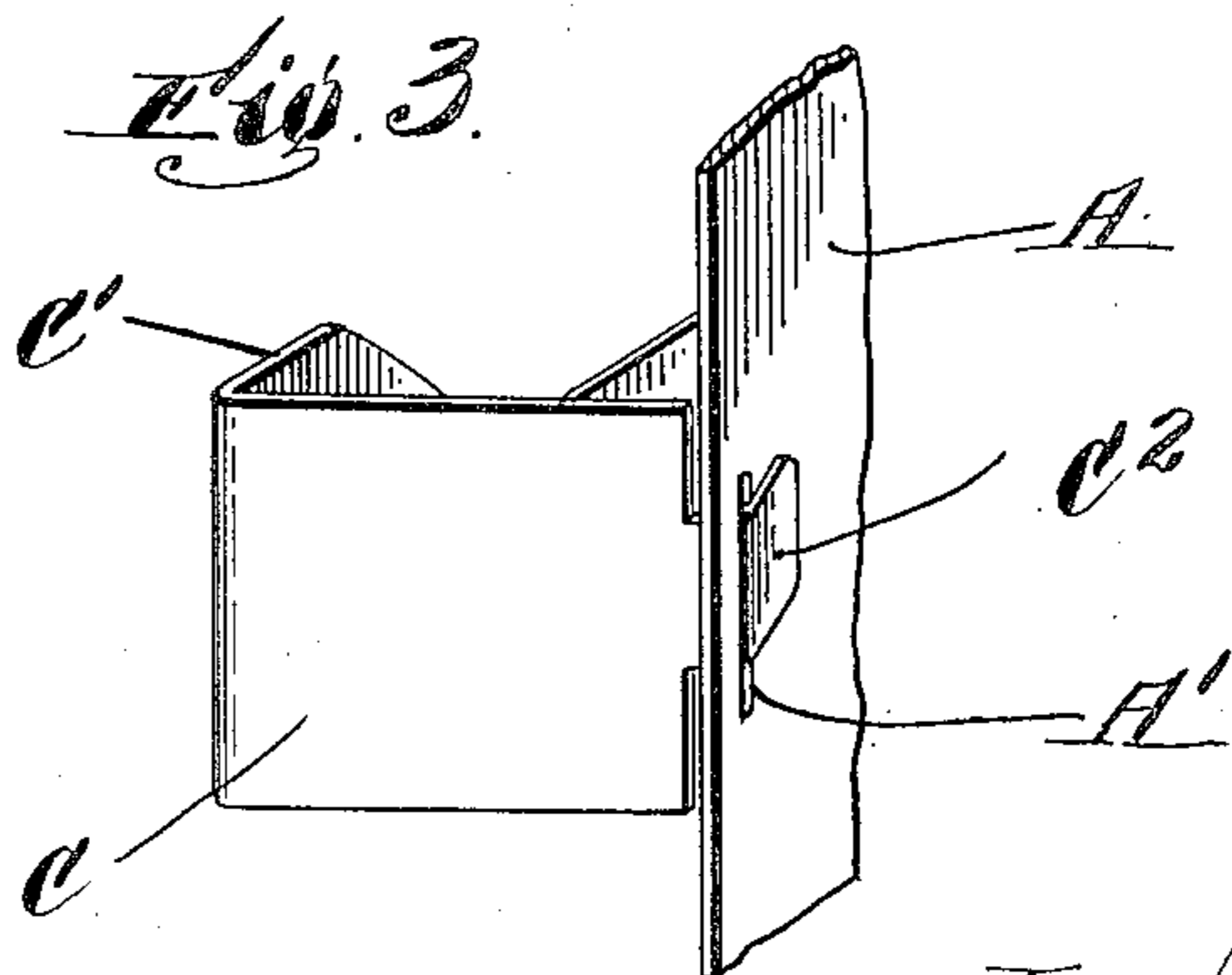
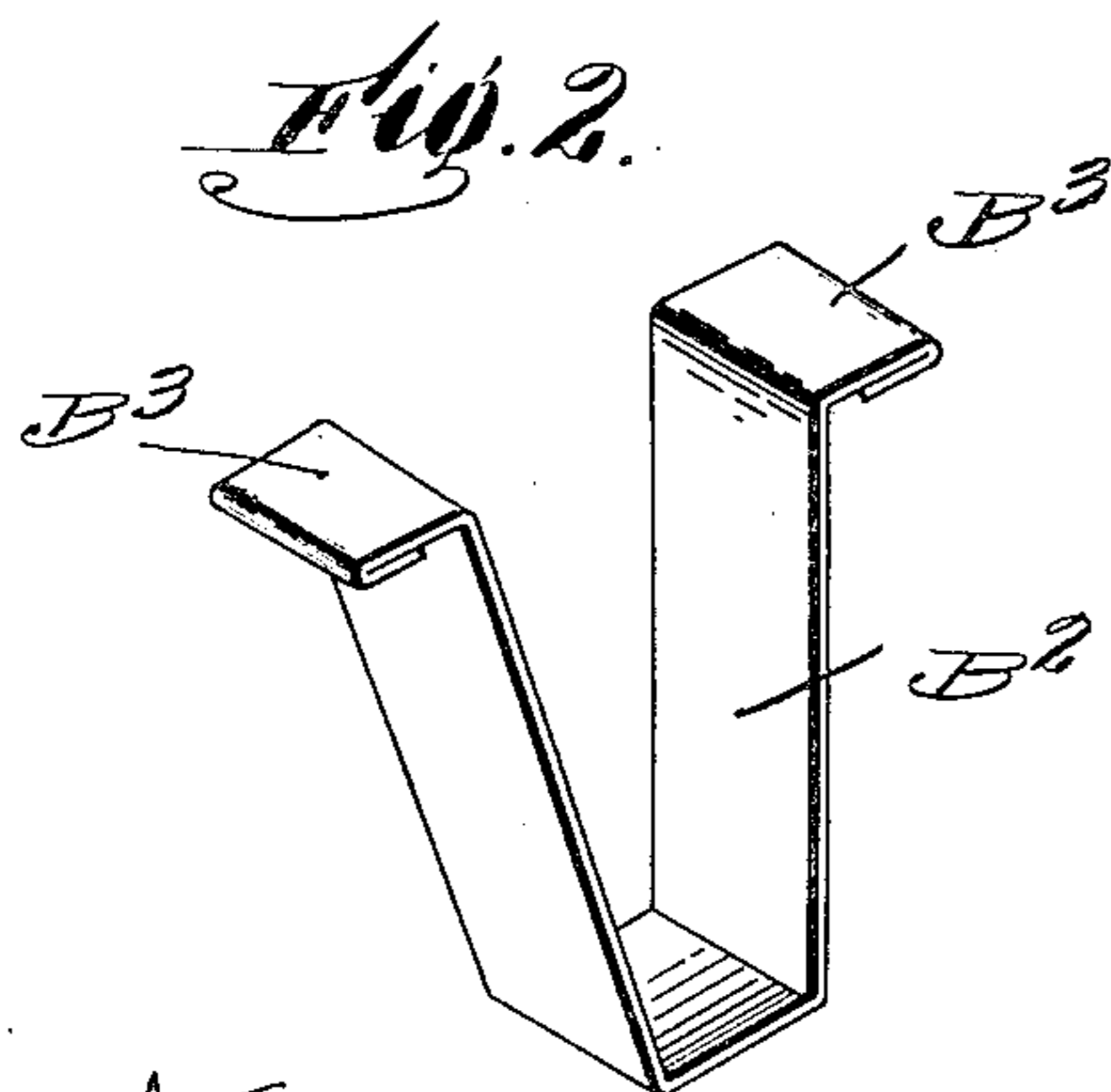
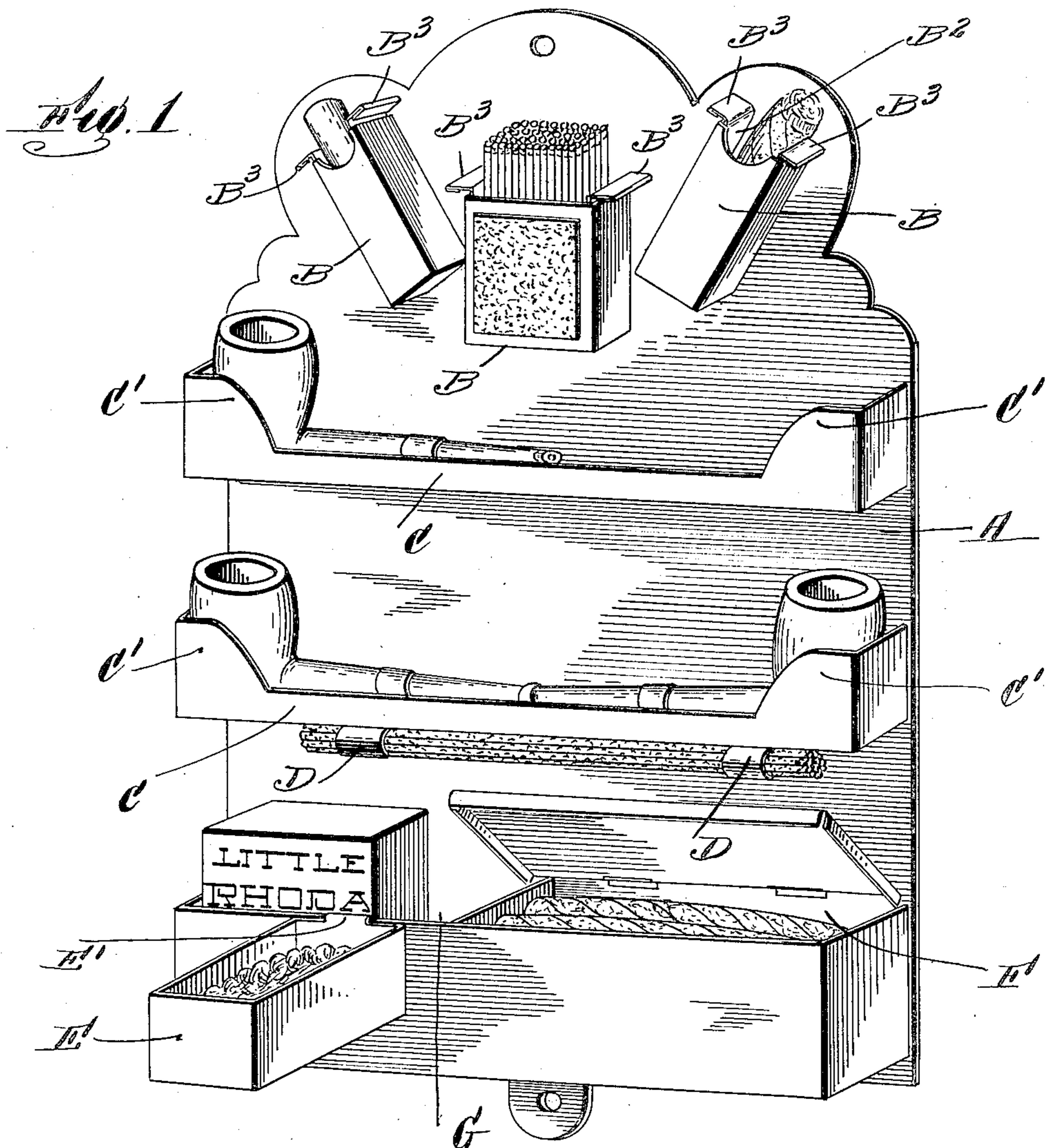


No. 865,475.

PATENTED SEPT. 10, 1907.

N. BELISLE.
SMOKER'S SET.

APPLICATION FILED OCT. 17, 1906.



Witnesses:
G. F. Mason.
M. E. Regan.

Inventor:
N. Belisle.
By Attorneys
Soutter & Soutter

UNITED STATES PATENT OFFICE.

NAZAIRE BELISLE, OF MANCHAUG, MASSACHUSETTS.

SMOKER'S SET.

No. 865,475.

Specification of Letters Patent.

Patented Sept. 10, 1907.

Application filed October 17, 1906. Serial No. 339,283.

To all whom it may concern:

Be it known that I, NAZAIRE BELISLE, a citizen of the United States, residing at Manchaug, in the county of Worcester and State of Massachusetts, have invented a new and useful Smoker's Set, of which the following is a specification.

My invention relates to a device for holding cigars, pipes, matches, tobacco, and like articles used by smokers.

10 The principal objects of the invention are to provide a smoker's set of this character which will efficiently hold the several articles used by a smoker in a convenient manner, and which will be capable of ornamentation to any desired degree.

15 Further objects of the invention are to provide receptacles with means for holding matches, cigar-stubs, cigar-holders, or the like in such position that even if they do not project from the receptacle, they may be removed readily therefrom; also to provide for efficiently holding pipes in position without placing their stems out of reach as has been the case with certain pipe holders which have heretofore been devised.

Further objects and advantages of the invention will appear below.

25 Reference is to be had to the accompanying drawings in which

Figure 1 is a perspective view of a smoker's set constructed in accordance with my invention. Fig. 2 is a perspective view of one of the false bottoms of the holding receptacles for matches, stubs, and the like, and Fig. 3 is a perspective view of a portion of the article showing how the parts may be secured together.

30 The various elements of the device are preferably mounted upon a base or backing-plate A. This may be constructed of sheet-metal, wood, or other material, but I prefer sheet-metal. This plate is provided with a number of perforations A' through which the several elements to be described later are applied to it, and it is intended to be hung on a wall by providing it with a hole at the top for a screw or nail, or it can be so formed as to stand upon a table or the like.

35 In a convenient position on the plate A are placed one or more receptacles B. These receptacles may be placed in vertical or inclined position as desired. Each is preferably formed of sheet-metal or other thin material. Each one of these receptacles would be capable of holding the articles for which they are designed, but when they are short they do not project above the top and cannot be removed easily. For the purpose of providing means for removing articles placed in these receptacles even if they do not project above the tops thereof, I have provided them with false bottoms in the form of plates B², which have projecting

ears B³ extending over the edges of the receptacles. These false bottoms extend clear across each receptacle, and they can obviously support matches, stubs, cigar-holders, or the like, and can be readily removed by means of the projections B³. These holders are open at the front and back so that the articles within can readily be removed when they are lifted in their receptacles. They are preferably formed of spring material so that they will be held in the receptacles by their own resiliency, and will not be likely to become dislodged, but they may be made stiff and be held in the receptacles by gravity alone. The central of these receptacles is shown as provided with a match scratcher. Below these receptacles preferably are located one or more shelves or receptacles C capable of receiving ashes dropped from the stubs in the receptacles, and also for catching matches which may be accidentally dislodged therefrom. Although these shelves have this function, their principal use is to hold one or more pipes. For this purpose they have projections C' formed of sheet-metal or other resilient material, which under ordinary circumstances are capable of engaging the bowl of a pipe when forced between the projection and the plate A, and holding it by friction. The pipes are intended to be placed in these shelves in the manner shown, and the shelves are cut away in the center to expose the stems of the pipes in order that they may readily be grasped and removed. Each shelf is capable of holding two pipes in this case, and an additional number of pipes may be supported by them if the frictional engagement thereof is dispensed with. I have shown two of these shelves in the present instance, and below the bottom one are holders D for pipe-cleaners or the like. I have also shown an ash-tray E in the form of a box, having a lip E' extending downwardly from one end thereof, and capable of engagement with the tops of the shelves either in the high or the low portion thereof to permit the tray to be located at any convenient point. Below the bottom shelf is a receptacle F for cigars, this receptacle preferably having a cover, and adjacent to it is an open receptacle G for tobacco. The ash-tray may be applied to the edges of these receptacles.

Each of the elements B, C, D, F and G is provided with tongues C² for passing through the perforations in the plate A and bent over on the back as shown in Fig. 3 in order to hold the same in position thereon.

While I have illustrated and described a preferred form, and certain materials, for the manufacture of this article, I am aware that modifications may be made therein, and that the invention as expressed in the claims is not limited to the precise construction and materials disclosed.

Having thus fully described my invention, what I claim and desire to secure by Letters Patent is:—

5 1. As an article of manufacture, a smokers' set comprising a shelf having a back, and a resilient wall adapted to engage and hold the bowl of the pipe by friction, said wall being cut away in front to allow access to the stem of the pipe.

10 2. As an article of manufacture, a smokers' set comprising a receptacle, a false bottom therefor having resilient sides extending upwardly from the bottom and normally pressing against the sides of the receptacle, and ears on said sides which may be pressed toward each other to release the false bottom from the receptacle and remove it therefrom.

3. As an article of manufacture, a smokers' set comprising a receptacle, a false bottom having an open front and back located in said receptacle, the false bottom having resilient sides extending upwardly therefrom and normally pressing against the sides of the receptacle, and ears on said sides projecting laterally from the top of the receptacle, whereby the ears may be pressed to release the false bottom from the receptacle and to remove it therefrom. 15 20

In testimony whereof I have hereunto set my hand, in the presence of two subscribing witnesses.

NAZAIRE BELISLE.

Witnesses:

ALBERT E. FAY,

C. FORREST WESSON.