

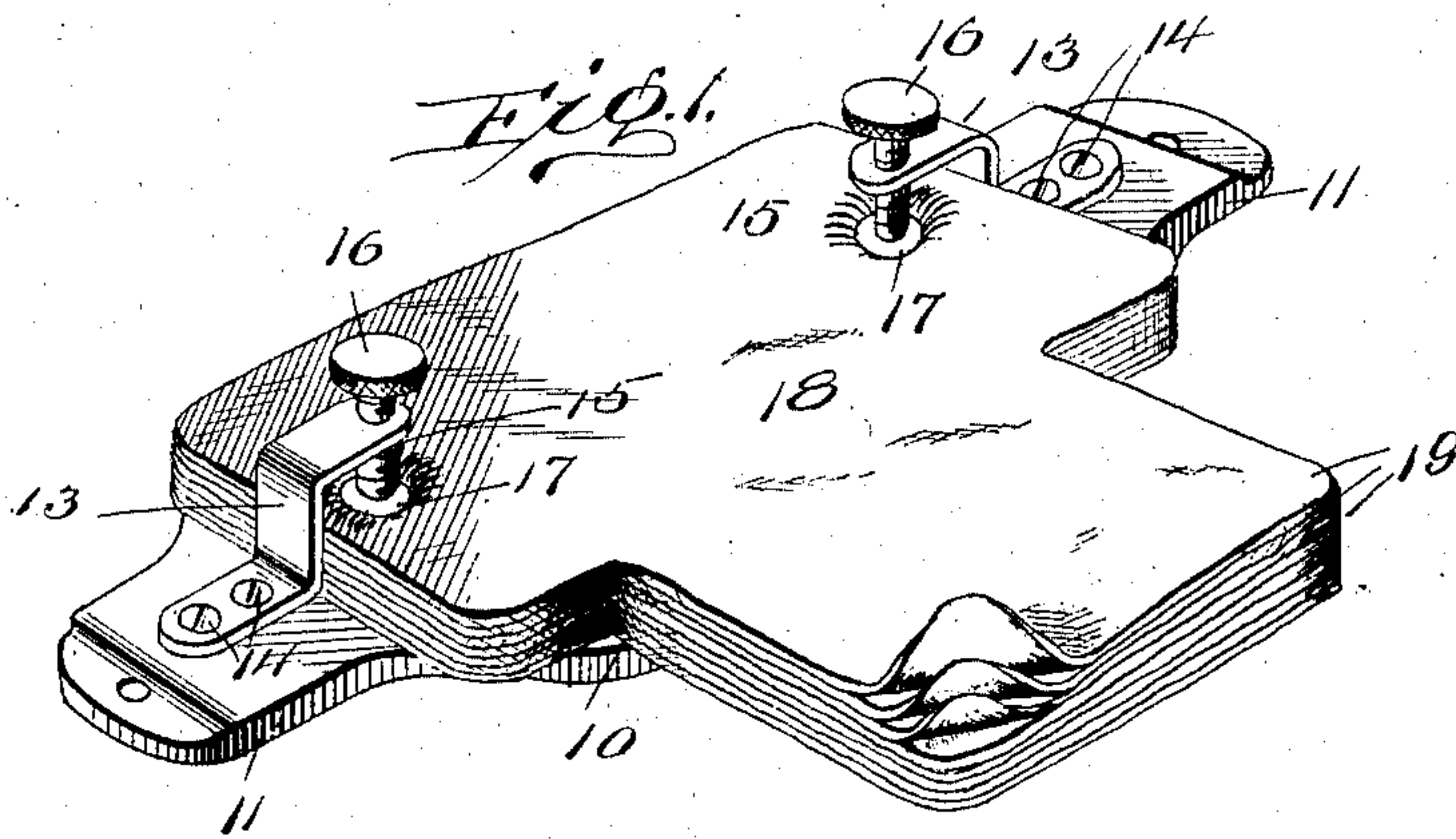


No. 865,273.

PATENTED SEPT. 3, 1907.

D. SEIP.
PEN WIPER.

APPLICATION FILED MAR. 25, 1907.



Inventor

David Seip

By

Mason Fenwick Lawrence

Attorney

Witnesses

J. M. Fowler
L. B. Merrill

UNITED STATES PATENT OFFICE.

DAVID SEIP, OF CHILLICOTHE, OHIO.

PEN-WIPER.

No. 865,273.

Specification of Letters Patent.

Patented Sept. 3, 1907.

Application filed March 25, 1907. Serial No. 364,489.

To all whom it may concern:

Be it known that I, DAVID SEIP, a citizen of the United States, residing at Chillicothe, in the county of Ross and State of Ohio, have invented certain new and useful Improvements in Pen-Wipers; and I do hereby declare the following to be a full, clear, and exact description of the invention, such as will enable others skilled in the art to which it appertains to make and use the same.

10 This invention relates to pen wipers and the like, and has for an object to provide a device of the class embodying new and improved features of convenience, reliability and economy.

15 A further object of the invention is to provide a pen wiper adapted to be rigidly and permanently secured to a desk or other approved article of furniture and in convenient position for access by the user.

20 A further object of the invention is to provide in a pen wiper a base having a plurality of fabric members secured thereupon by improved means.

A further object of the invention is to provide in a pen wiper a base and a plurality of fabric members secured to the base and of improved conformation.

25 A further object of the invention is to provide in a pen wiper a base having a plurality of fabric members of improved form disposed thereupon, and means whereby one of the fabric members when soiled may be conveniently, easily and quickly removed, permitting the other fabric members to remain and to be removably clamped thereon.

30 With these and other objects in view, the invention comprises certain novel constructions, combinations and arrangements of parts, as will be hereinafter fully described and claimed.

35 In the drawings:—Figure 1 is a perspective view of the improved pen wiper. Fig. 2 is a view in longitudinal section of the improved pen wiper. Fig. 3 is a top plan view of the backing and clamps forming a part of the improved pen wiper with the fabric members removed.

40 Like characters of reference designate corresponding parts throughout the several views.

The pen wiper forming the subject-matter of this application comprises a base 10 of any approved form here shown as provided with the end extensions or wings 11 by the employment of which and the screws 12 the backing may be rigidly and permanently secured to a desk or other article of furniture. Upon the backing 10 are erected brackets 13 secured to the said backing in any approved manner as by the screws 14 inserted through the said brackets and into the wings 11.

50 Through the upper spaced extremities of the brackets 13 are inserted screws 15 preferably provided with knurled heads 16 and swiveled bearing plates 17 at their lower ends, the length of the screws 15 being

such that the said screws may be adjusted with the swivel plates 17 bearing upon the backing 10.

Upon the backing 10 is disposed a plurality of fabric members 18 of any approved form, but preferably comprising an elongated body portion substantially the width of the backing 10 and of a length corresponding substantially to the interval between the brackets 13. The fabric members 18 are also preferably provided with off-set portions 19 extending over one side of the backing 10 so that the said portions 19, when the backing is secured to a desk in a vertical plane, depend below the backing.

The backing 10 may be made of a solid integral piece of material or it may be provided with a section of fabric 20 permanently secured thereto so that in case all of the fabric members 18 have been removed from beneath the swivel plate 17, there are still remaining fabric 20 upon which a pen may be wiped.

In operation the device may be disposed as most convenient, but is preferably rigidly attached to a desk or other article by means of the screws 12 with the backing 10 in any approved and convenient position, but preferably in a vertical plane with the off-set portions 19 depending below the backing, although it is to be understood that the manner of securing the device to an article of furniture or the position which the backing occupies relative thereto, is not intended as limiting the invention.

A pen will be wiped by the operator upon the first or outer one of the fabric members 18 in the usual manner until the said outer or first member has become soiled to such a degree that its removal is desirable, whereupon the screws 15 are loosened, and the first or top layer of fabric removed, the screws then being clamped to operative position and the use and operation repeated.

What I claim is:—

1. In a pen wiper, a backing provided with wings at its opposite ends, means for attaching the wings to an article, brackets secured to the wings and spaced apart, and clamping means carried by the bracket.

2. In a pen wiper, a backing, brackets secured to and upstanding from the backing, clamping screws inserted through the brackets adjacent the extremity spaced from the backing, and a fabric clamped between the clamping screw and the backing.

3. In a pen wiper, a backing, a bracket secured to the backing, and embodying an extremity spaced from the backing, a clamping screw inserted through the spaced extremity, a bearing plate carried by the screw, and a fabric clamped between the plate and the backing.

In testimony whereof I affix my signature in presence of two witnesses.

DAVID SEIP.

Witnesses:

JAMES W. KERN,
ALBERT SCHRADER.