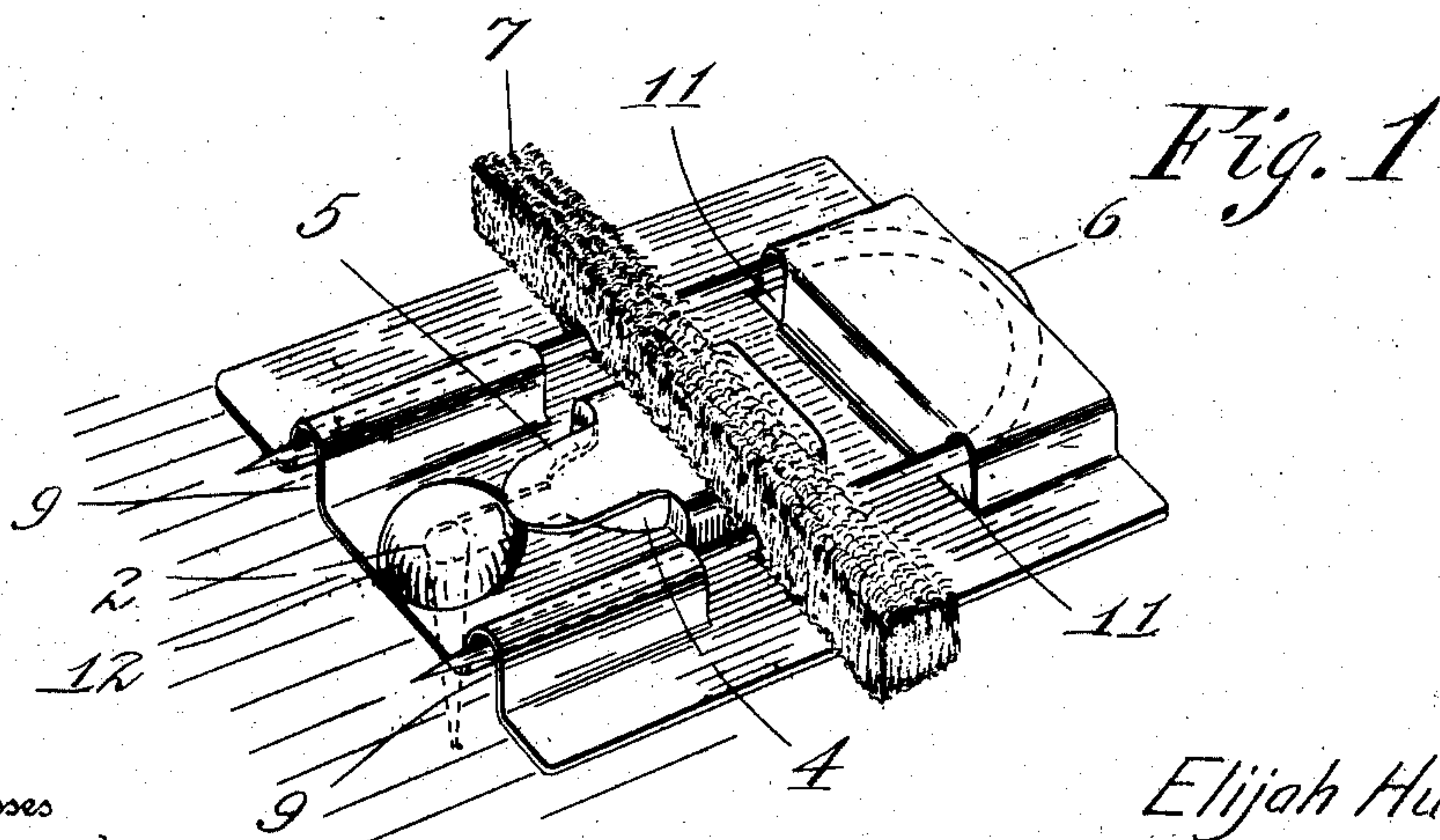
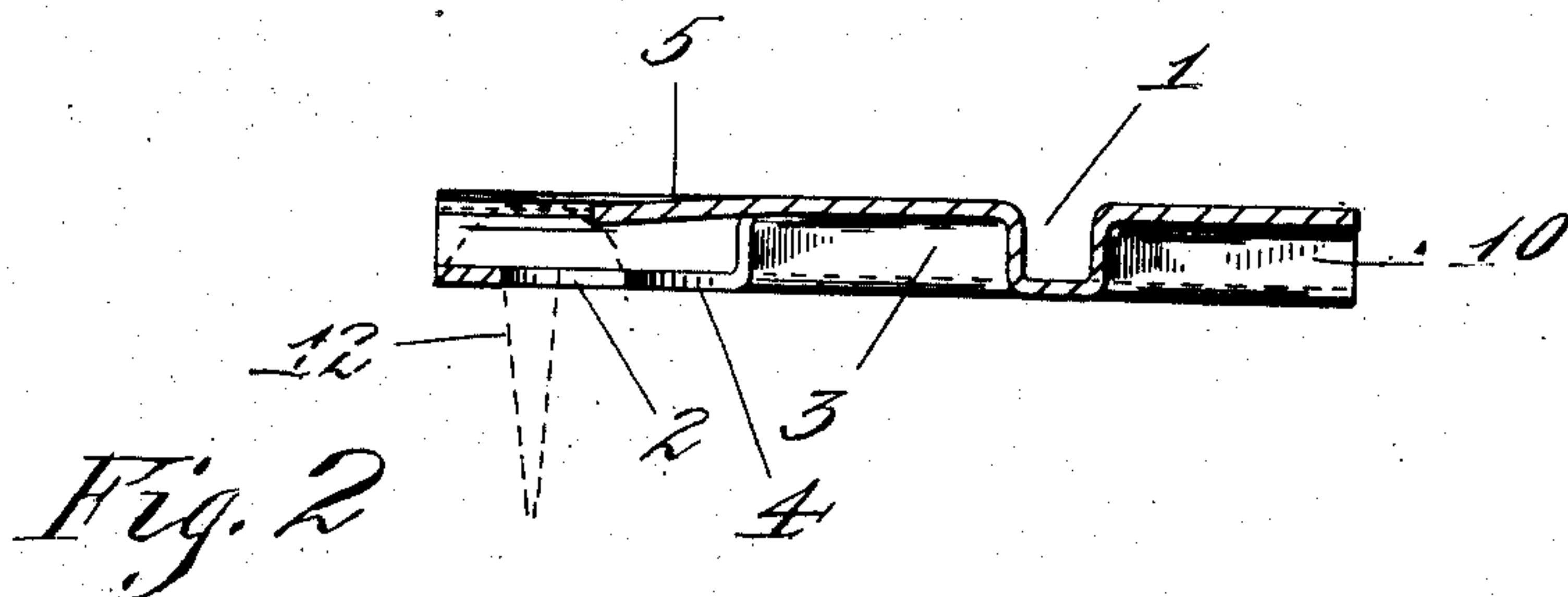
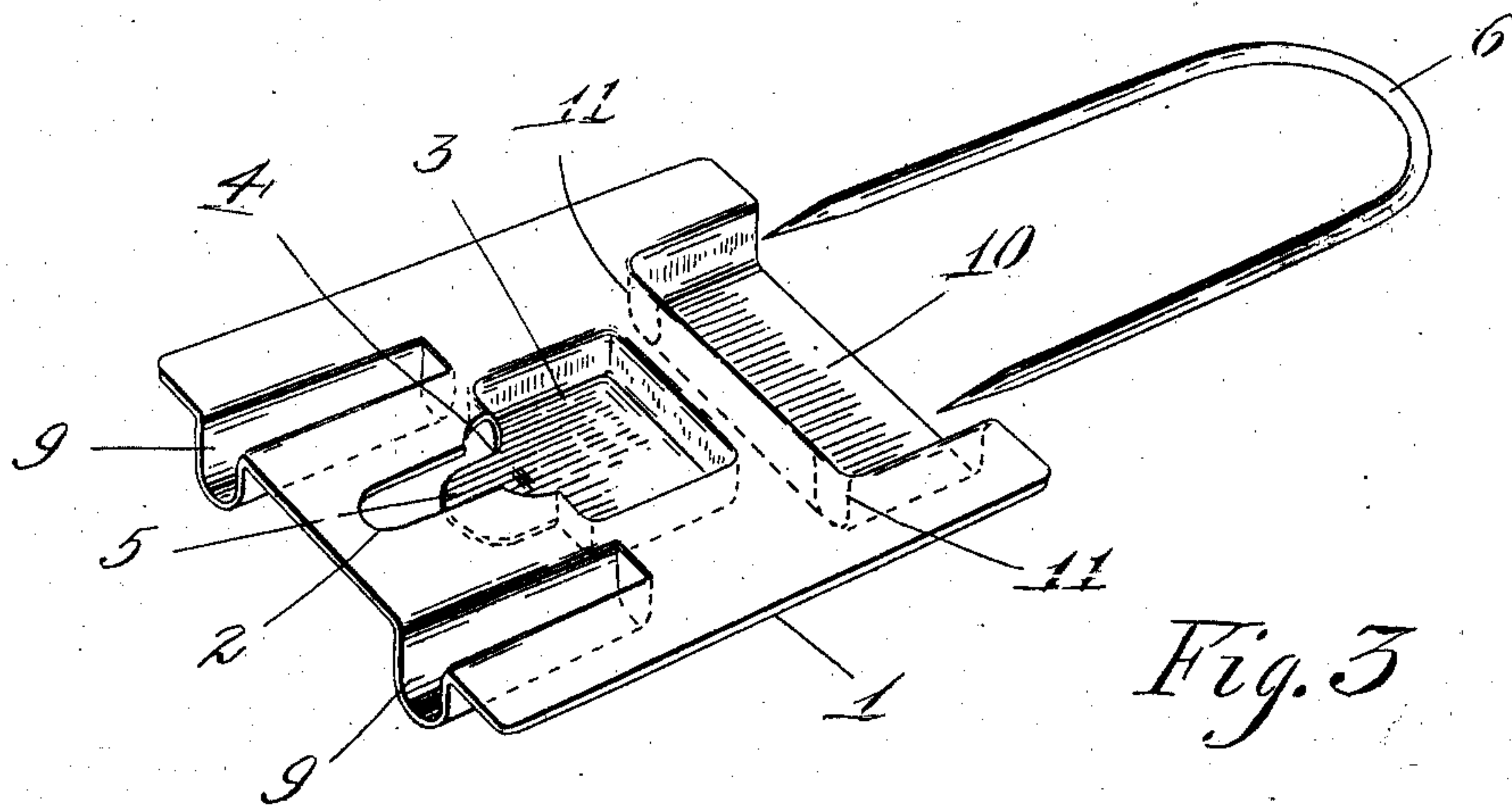


No. 865,102.

PATENTED SEPT. 3, 1907.

E. HUNTLEY.
RUG FASTENER.
APPLICATION FILED JULY 17, 1906.



Witnesses
Edward W. Cressman,
Arbela Adams

By

Inventor
Elijah Huntley
Adams & Brooks
Attorneys

UNITED STATES PATENT OFFICE.

ELIJAH HUNTLEY, OF SEATTLE, WASHINGTON.

RUG-FASTENER.

No. 865,102.

Specification of Letters Patent.

Patented Sept. 3, 1907.

Application filed July 17, 1906. Serial No. 326,628.

To all whom it may concern:

Be it known that I, ELIJAH HUNTLEY, a citizen of the United States of America, and a resident of the city of Seattle, in the county of King and State of Washington, have invented certain new and useful Improvements in Rug-Fasteners, of which the following is a specification.

My invention has for its object to provide a simplified and improved fastener of the above type, and resides in the construction, combination and arrangement of parts as set forth in this specification and defined in the appended claims.

In the accompanying drawing, wherein like reference numerals designate corresponding parts throughout. Figure 1 is a view in perspective illustrating my invention as applied to fasten a rug in place. Fig. 2 is a longitudinal sectional view of the body of the fastener a tack being shown by dotted lines engaged by the same, and Fig. 3 is a view in perspective of the invention viewed from its under side and showing the pin removed from the body.

With reference to the drawing, numeral 1 designates the body of the fastener, which is formed, preferably of resilient sheet metal and provided with a slot 2 in one end portion, and a recess as 3 at its center. The said slot terminating at one end in an enlargement 4 which extends into the adjacent side wall of the recess.

In connection with body 1 I provide a resilient keeper 5 conveniently consisting of a portion of the metal of said body struck out to form the enlargement 4 and having suitable projection from the upper wall of recess 3 toward the outer end of slot 2.

Reference numeral 6 indicates a U-shaped pin which is adapted to secure body 1 to the rug or carpet, as 7.

The body 1 is provided with seats for the pin 6 which conveniently consist of channels 9, 9 extending longi-

tudinally of the body at opposite sides of slot 2, and a recess 10 extending inwardly from the opposite end of said body and having openings 11 in the wall which are in alinement each with a respective channel 9.

In applying my improved fastener, the prongs of pin 6 are passed through respective openings 11 into engagement with the warp of the rug and then inserted in the channels 9 until the head portion of the pin is well within the recess 10, as shown in Fig. 1. The body 1 is then engaged with a tack 11, or other suitable projection secured to the floor, by engaging the head portion of the tack in recess 3 and moving said body on the floor to engage the shank of the tack in the outer end portion of slot 2. When the free end of keeper 5 will lie opposed to the side surface of the head portion of the tack and thereby prevent accidental disengagement of the body 1.

Having thus described my invention, what I claim as new and desire to secure by Letters Patent of the United States of America, is —

1. A fastener of the type set forth comprising a body provided with a recess, and having a slot extending into the side wall of said recess, and a yielding keeper spaced from and extending over said slot, for the purpose specified.

2. A fastener of the type set forth comprising a body provided with spaced apart seats and formed with a slot having an enlargement, and a securing means for said body consisting of a pin removably engaged in said seats.

3. A fastener of the type set forth comprising a body formed with a slot having an enlargement and provided at each side of said slot and adjacent one end thereof with a seat, and an approximately U-shaped pin having its closed end seated in the seat adjacent the end of said slot and its prongs removably fitted in the other of said seats.

Signed at Seattle, Washington this 6th day of July 1906.

ELIJAH HUNTLEY.

Witnesses:

S. D. WINGATE,

HERCHMER JOHNSTON.