

No. 864,374.

PATENTED AUG. 27, 1907.

J. HONIG.
COMBINED ROCKING AND STANDARD CHAIR.
APPLICATION FILED JULY 13, 1906.

Fig. 1.

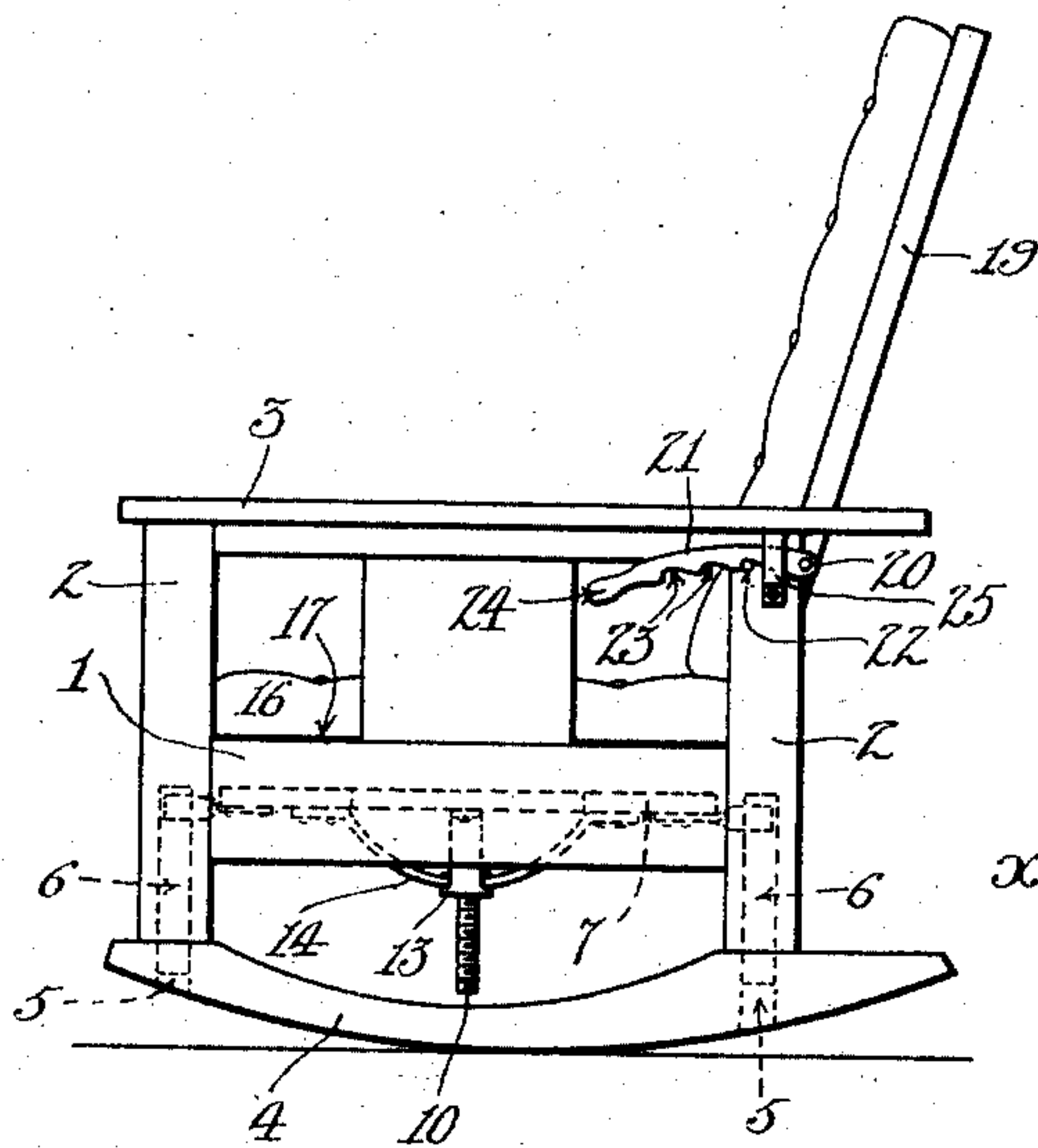


Fig. 2.

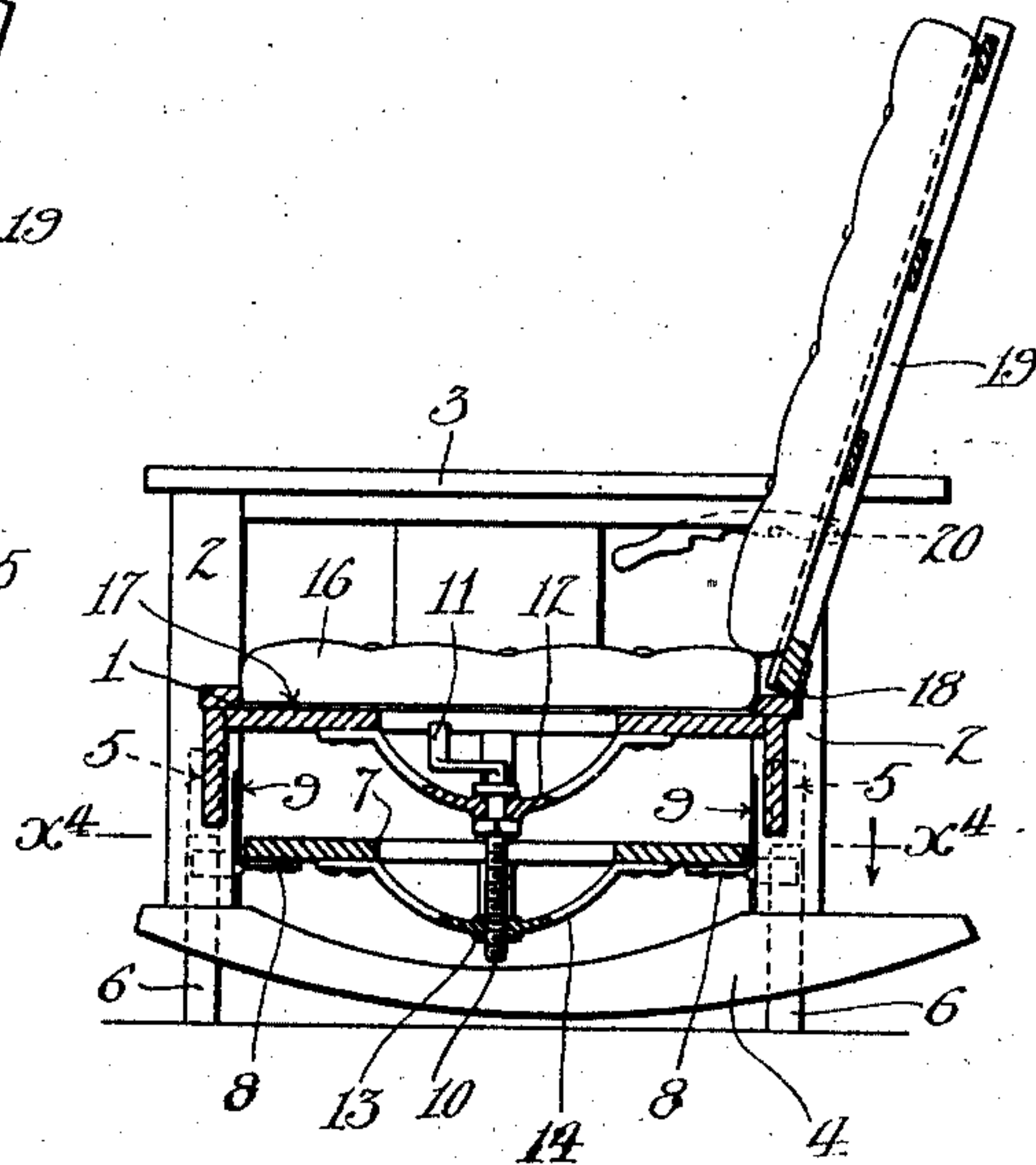


Fig. 3.

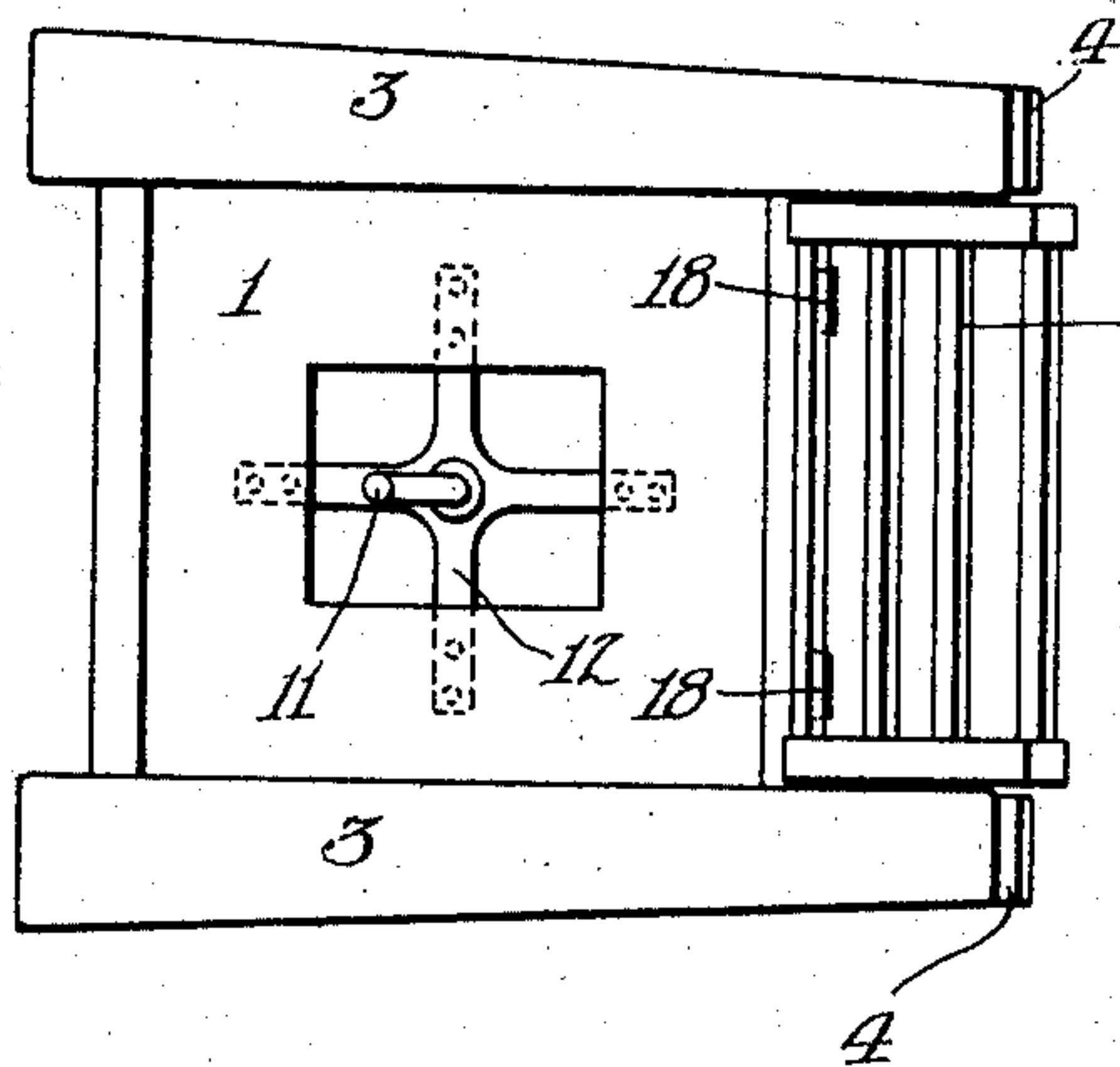
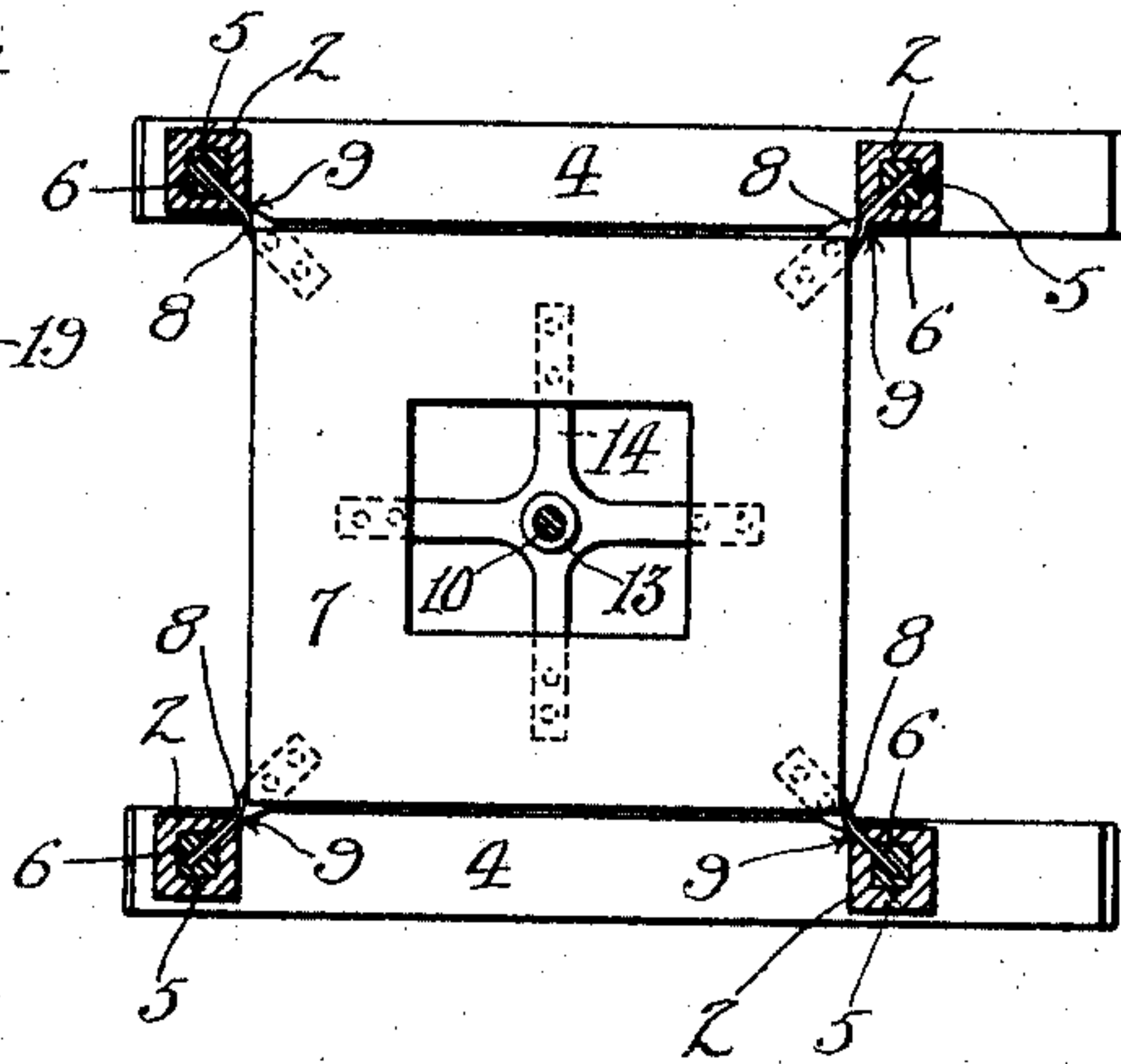


Fig. 4.



Witnesses:
Frank L. A. Graham
Louie Whitney

Inventor:
John Honig.
By
Townsend, Lyn, Hackley & Knight
his Attorneys

UNITED STATES PATENT OFFICE.

JOHN HONIG, OF LOS ANGELES, CALIFORNIA.

COMBINED ROCKING AND STANDARD CHAIR.

No. 864,374.

Specification of Letters Patent.

Patented Aug. 27, 1907.

Application filed July 13, 1906. Serial No. 326,140.

To all whom it may concern:

Be it known that I, JOHN HONIG, a subject of the Queen of the Netherlands, having declared my intention to become a citizen of the United States, residing at Los Angeles, in the county of Los Angeles and State of California, have invented a new and useful Combined Rocking and Standard Chair, of which the following is a specification.

The main object of this invention is to provide a chair which can be used either as a rocker or a standard chair and can be quickly and conveniently changed from one form of chair to the other.

A further object of the invention is to provide a chair with means for convenient adjustment of the back to different inclinations.

The accompanying drawings illustrate the invention.

Figure 1 is a side elevation of the chair in position for use as a rocker. Fig. 2 is a vertical section thereof, showing the same in condition for use as a standard chair. Fig. 3 is a plan. Fig. 4 is a horizontal section on the line x^4-x^4 in Fig. 2.

The chair comprises a seat frame 1, preferably more or less rectangular, and provided with four standards or legs 2, having arm rests or bars 3 extending across the tops of the standards at each side. Rigid rockers 4 are attached to the lower ends of said legs of standards. The said standards or legs 2 are hollow at their lower ends; forming a way or recess 5 which extends through and terminates in the bottom of said rockers. Supplementary legs 6 are adapted to slide vertically in recesses 5 so that they may be retracted fully thereinto or to be protracted therefrom. The said supplementary legs are rigidly connected to and operated by a frame 7 working vertically between the four main legs 2 and having corner brackets 8 extending diagonally through slots 9 in the legs 2 and connected at their outer ends to the supplementary legs 6. Means are provided for raising or lowering this frame to retract or protract the supplementary legs, such means consisting, for example, of a screw 10 having an operating handle 11

and mounted to turn in a spider 12 secured on the seat frame 1, said screw working in a screw-threaded portion or nut 13 on a spider 14 secured to the movable frame 7. The spiders 12, 14 are bowed downwardly the seat frame of the chair thus having a depressed central portion so that room is provided for a handle 11 below the seat proper, said seat being formed as a cushion 16, having a reinforcing plate 17 so as to support the seat when placed on the open frame 1.

Hinged to the rear portion of the seat at 18 and extending upwardly and rearwardly is a frame 19 forming a back for the chair. The frame or back 19 is provided with lugs or pins 20. Pivoted on the pin 20 at each side of the chair is a bar 21 provided with undercut notches 23 adapted to engage a pin or projection 22 on the side member of the chair, in this manner retaining the back of the chair at any desired angle. The forward end of each bar 21 has a handle 24 to enable it to be lifted, thereby releasing the notches 23 from pins 20 and allowing the back 19 to be pressed back to increase the inclination. When it is desired to raise the back, it is simply pushed forward, the bars 21 slipping over the pins and catching thereon to prevent back movement.

25 designates a guide for catch bar 21.

What I claim is:—

A rocking chair provided with a seat frame having a depressed central portion, a screw rotatably mounted in said depressed central portion and having an operating handle within said depressed portion of the frame, a seat member on the seat frame above such depressed portion, and a supplementary frame engaged and operated by said screw and mounted to move vertically in the frame of the rocking chair, said supplementary frame carrying a plurality of legs to engage the floor when said supplementary frame is lowered with relation to the main frame of the rocking chair.

In testimony whereof, I have hereunto set my hand at Los Angeles, California, this 6th day of July, 1906.

JOHN HONIG.

In presence of—

ARTHUR P. KNIGHT,
FRANK L. A. GRAHAM.