

No. 864,296.

PATENTED AUG. 27, 1907.

E. FALKNER.

WAGON BOX.

APPLICATION FILED DEC. 17, 1906.

2 SHEETS—SHEET 1.

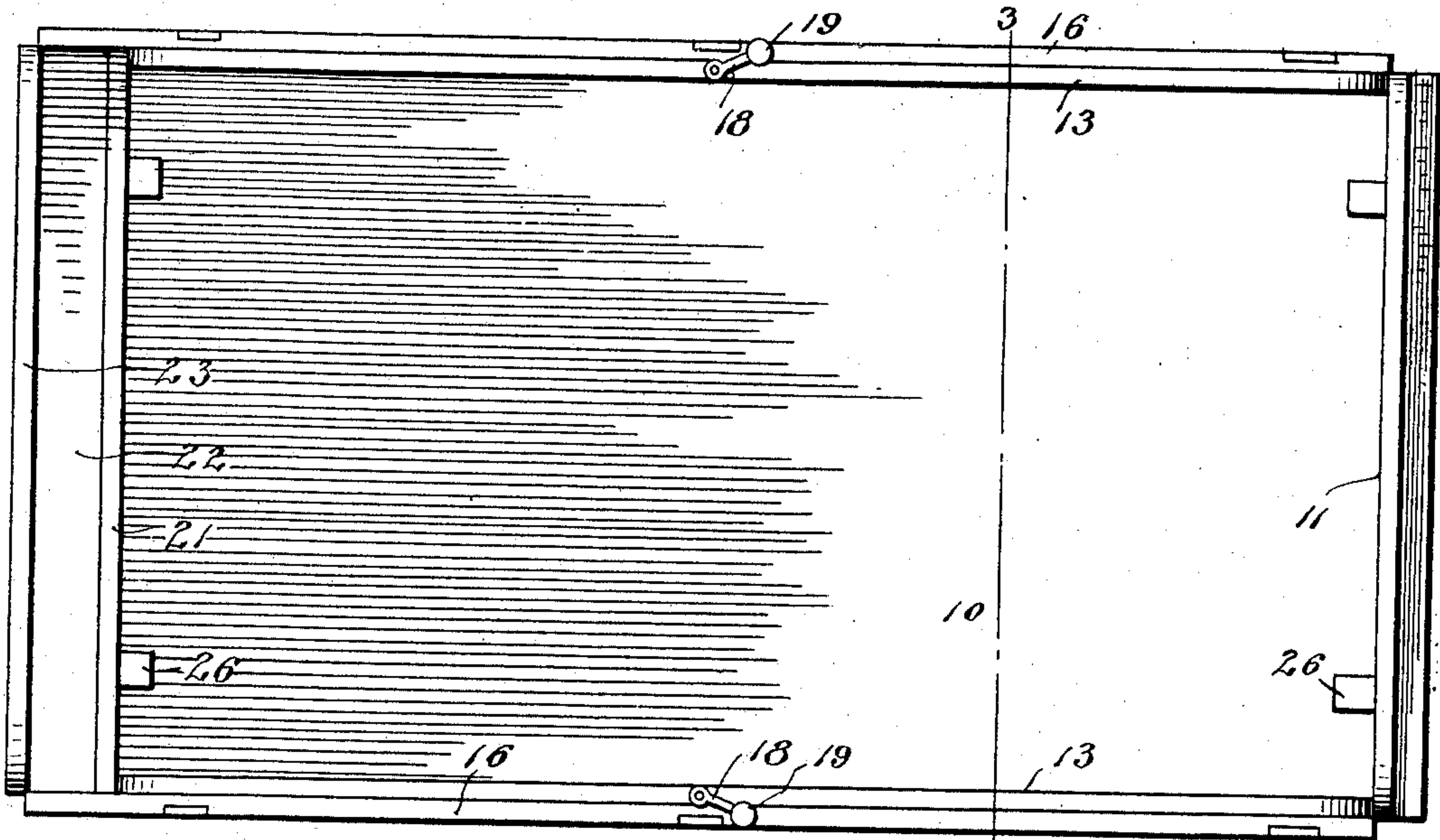


Fig. 1.



Fig. 2.

Inventor

Elijah Falkner.

Witnesses

J. A. Barron.  
Maschmidt

By

Mrs. Sturges  
Attorneys.

No. 864,296.

PATENTED AUG. 27, 1907.

E. FALKNER.  
WAGON BOX.

APPLICATION FILED DEC. 17, 1906.

2 SHEETS—SHEET 2.

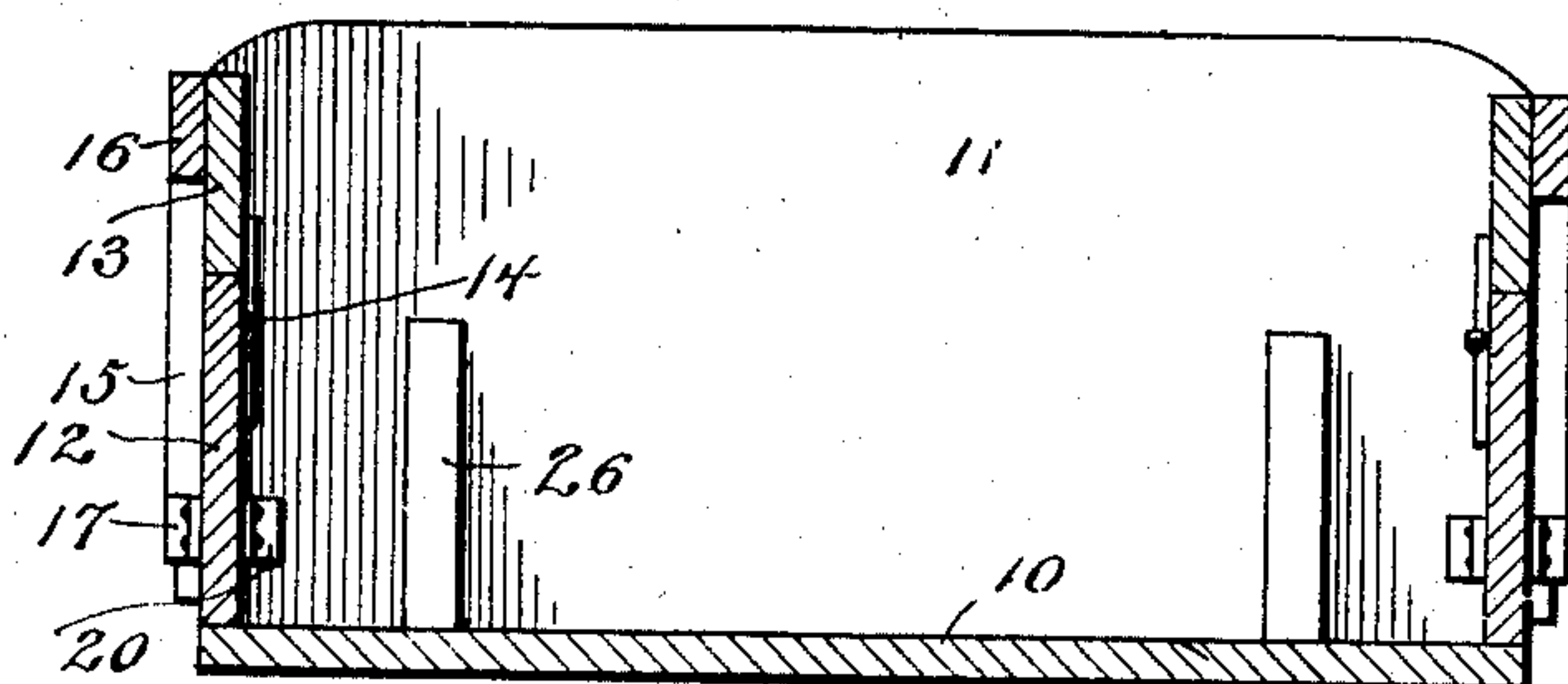


Fig. 3.

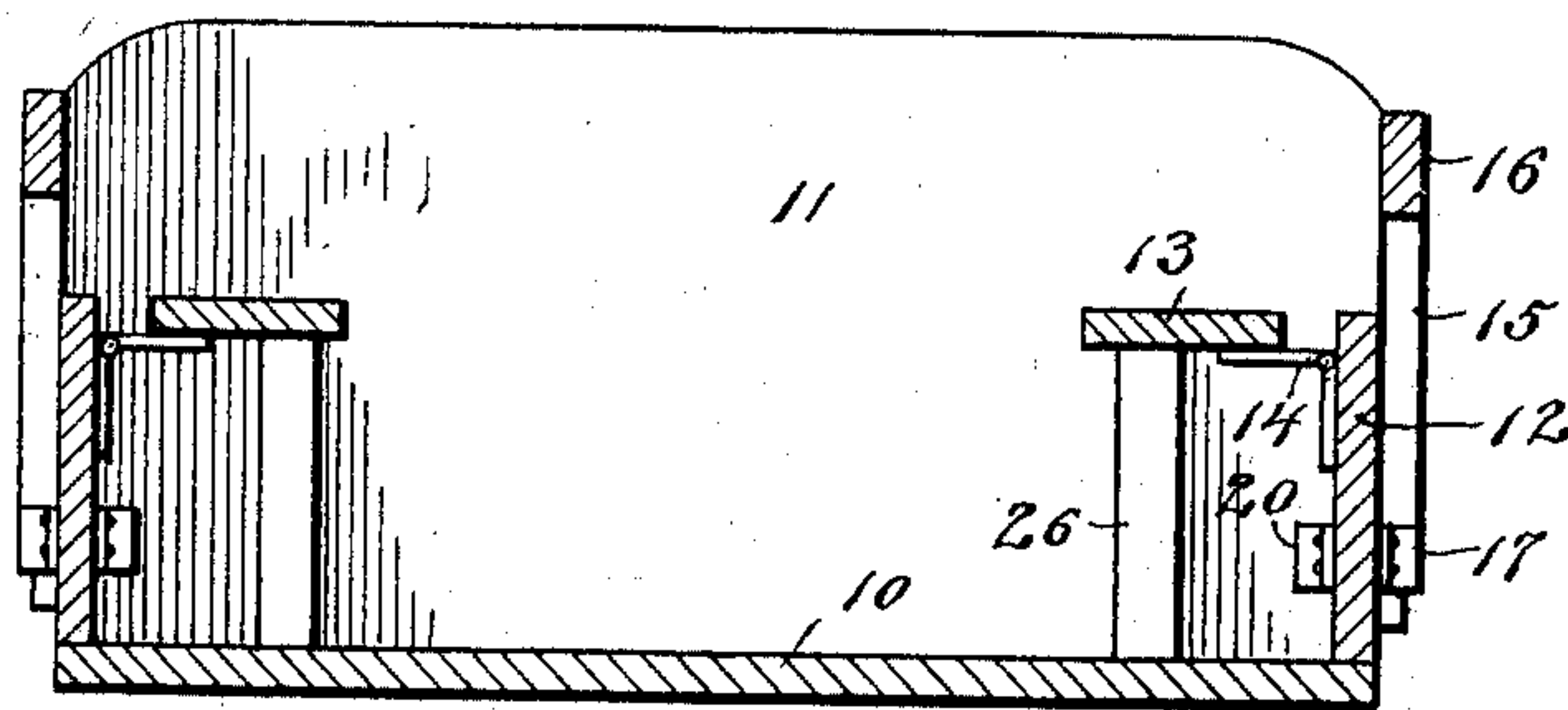


Fig. 4.

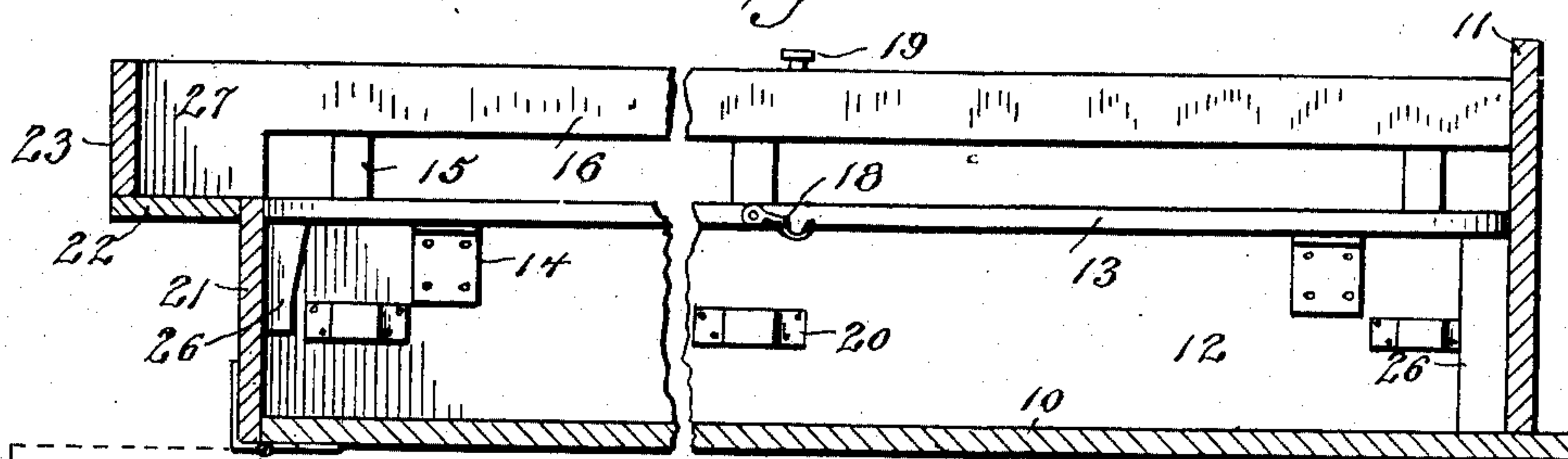


Fig. 5.

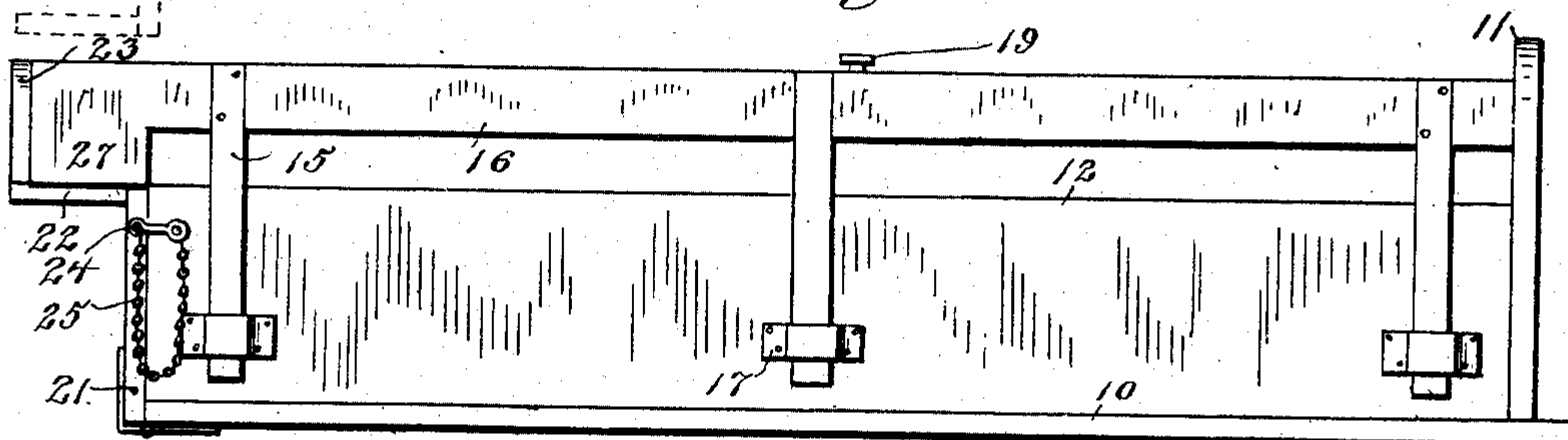


Fig. 6.

Inventor

Elijah Falkner.

Witnesses

J. A. Barron.  
Maschmidt

By

Wm. B. Swindle.

Attorneys.



# UNITED STATES PATENT OFFICE.

ELIJAH FALKNER, OF HUNTINGDON, TENNESSEE.

## WAGON-BOX.

No. 864,296.

Specification of Letters Patent.

Patented Aug. 27, 1907.

Application filed December 17, 1906. Serial No. 348,206.

*To all whom it may concern:*

Be it known that I, ELIJAH FALKNER, a citizen of the United States, residing at Huntingdon, in the county of Carroll and State of Tennessee, have invented certain  
5 new and useful Improvements in Wagon-Boxes, of which the following is a specification.

This invention is a wagon-box, and has for its object to provide a construction whereby an ordinary farm wagon may be converted into a passenger wagon.

10 A further object is to provide a combined end-gate and step.

In the accompanying drawings, Figure 1 is a plan view of a wagon-box constructed in accordance with my invention. Fig. 2 is a plan view showing the box  
15 arranged for carrying passengers. Fig. 3 is a cross section on the line 3—3 of Fig. 1. Figs. 4 and 5 are sections on the lines 4—4 and 5—5, respectively, of Fig. 2. Fig. 6 is a side elevation.

Referring specifically to the drawings, 10 denotes the  
20 floor, and 11 the front end of a wagon-box. The sides of the box comprise top and bottom sections 13 and 12, respectively, which are connected by hinges 14 in such a manner that the top sections may be folded inwardly as shown in Figs. 2, 4 and 5 to form seats. The  
25 hinges 14 are preferably provided with movable pintles so that the top sections can be readily removed if desired.

On the outside of the bottom section 12 are standards  
30 15 at the top of which are secured longitudinal bars 16 which serve as back rests when the top sections are folded to form seats. The standards are secured in suitable keepers 17 on the outside of the bottom sections. When the sections 13 are in upright position, their top edges are flush with the top edges of the bars  
35 16. The sections 13 are locked in upright position by pivoted catches 18 engageable with pins 19 extending from the top edges of the bars 16. Upon disengaging the catches the sections 13 can be readily folded to form the seats. On the inner side of the sections 12  
40 are keepers 20 so that if desired the standards 15 may be placed therein thus bringing the back rests forwardly or nearer the backs of the passengers. The con-

struction of the hinges 14 is such that the sections 13 will swing away sufficiently from the sections 12 to permit the standards to be inserted into the keepers 20. 45

The end-gate 21 is hinged to the rear end of the floor 10 in any suitable manner, and has a rearward horizontal extension 22 to form a seat. At the end of the extension is a back rest 23. When the gate is swung open the parts 22 and 23 form a step as shown by dotted  
50 lines in Fig. 5. The end-gate is held closed by a suitable catch 24, and it is also connected by chains 25 to the sides of the wagon-box to limit its downward swing. On the end-gate 21 and the front 11 of the wagon-box are brackets 26 for supporting the sections 13 when they  
55 are in folded position. The rear ends of the back rests are enlarged as at 27 to extend across the gap between the rear end of the sections 13 and the part 23.

By the construction herein described the change from a freight to a passenger wagon can be quickly  
60 made, and the parts can be readily applied to any ordinary wagon-box, no specially constructed box being required. The end-gate construction increases the seating capacity of the wagon and also facilitates the ingress and egress of the passengers. 65

I claim:—

1. In a wagon-box, a side-wall comprising a bottom-section, and a top section hinged thereto to fold downwardly and form a seat, a bar secured to the bottom section and extending lengthwise behind the top section, 70 and means for locking the top section to the bar.

2. In a wagon-box, a side-wall comprising a bottom section, and a top section hinged thereto to fold downwardly and form a seat, keepers on the bottom section, standards in the keepers, and a longitudinal bar at the  
75 top of the standards and above the bottom sections to form a back rest.

3. In a wagon-box, an end-gate having at the top a horizontal rearward extension and an upward extension at the end of the rearward extension to form a step when  
80 the end-gate is open, and a seat when it is closed.

In testimony whereof I affix my signature, in presence of two witnesses.

ELIJAH FALKNER.

Witnesses:

JO. MCCrackEN,  
F. A. HALLADAY.