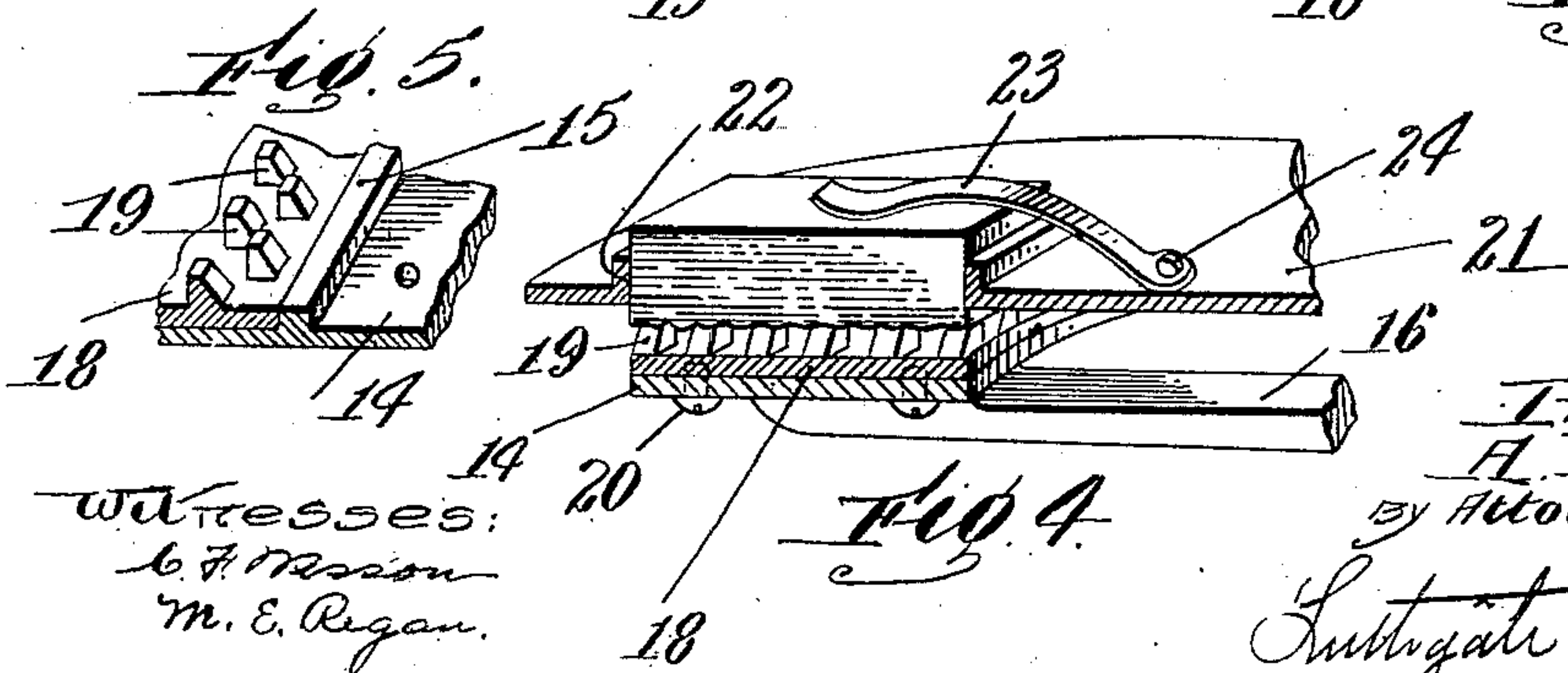
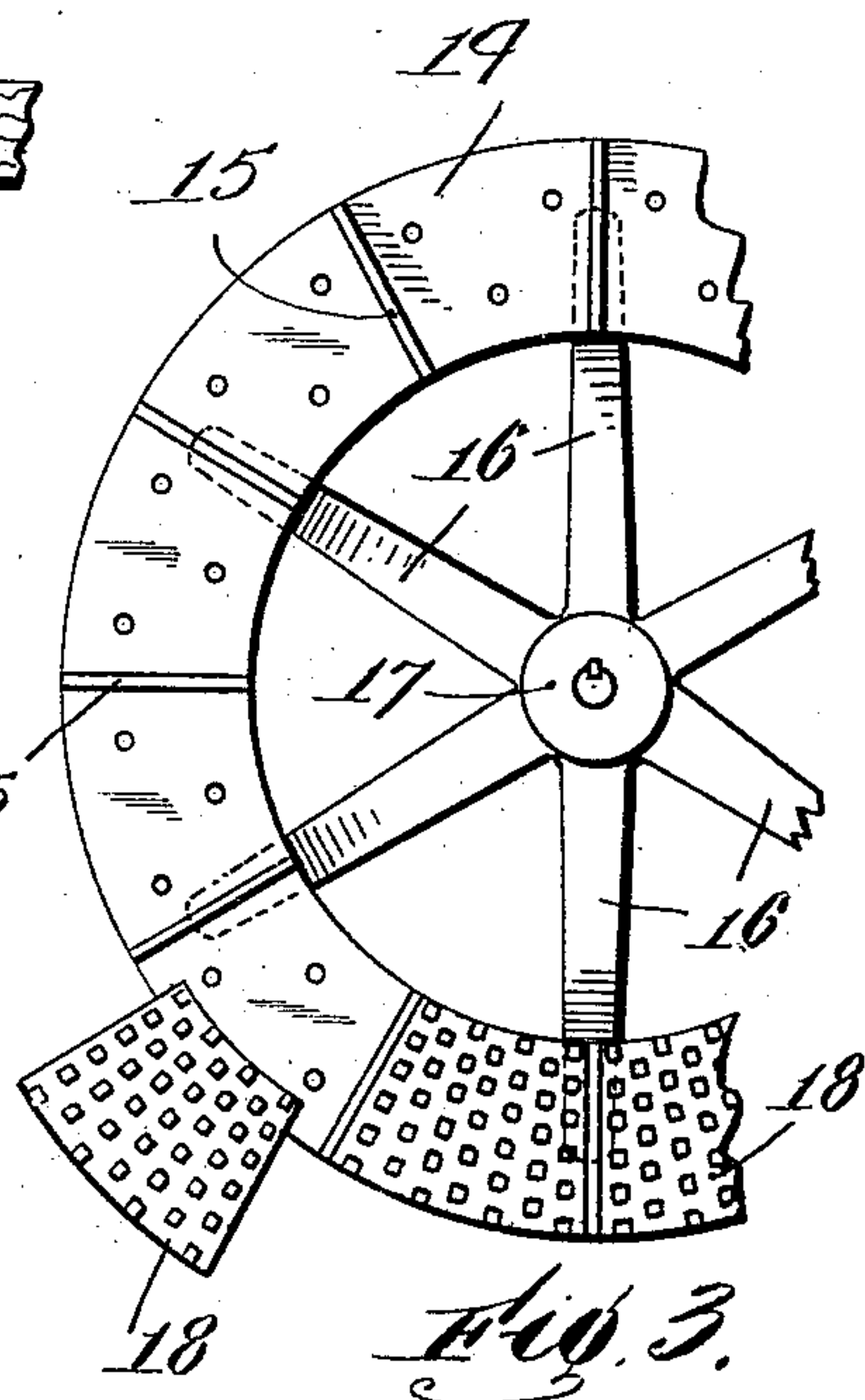
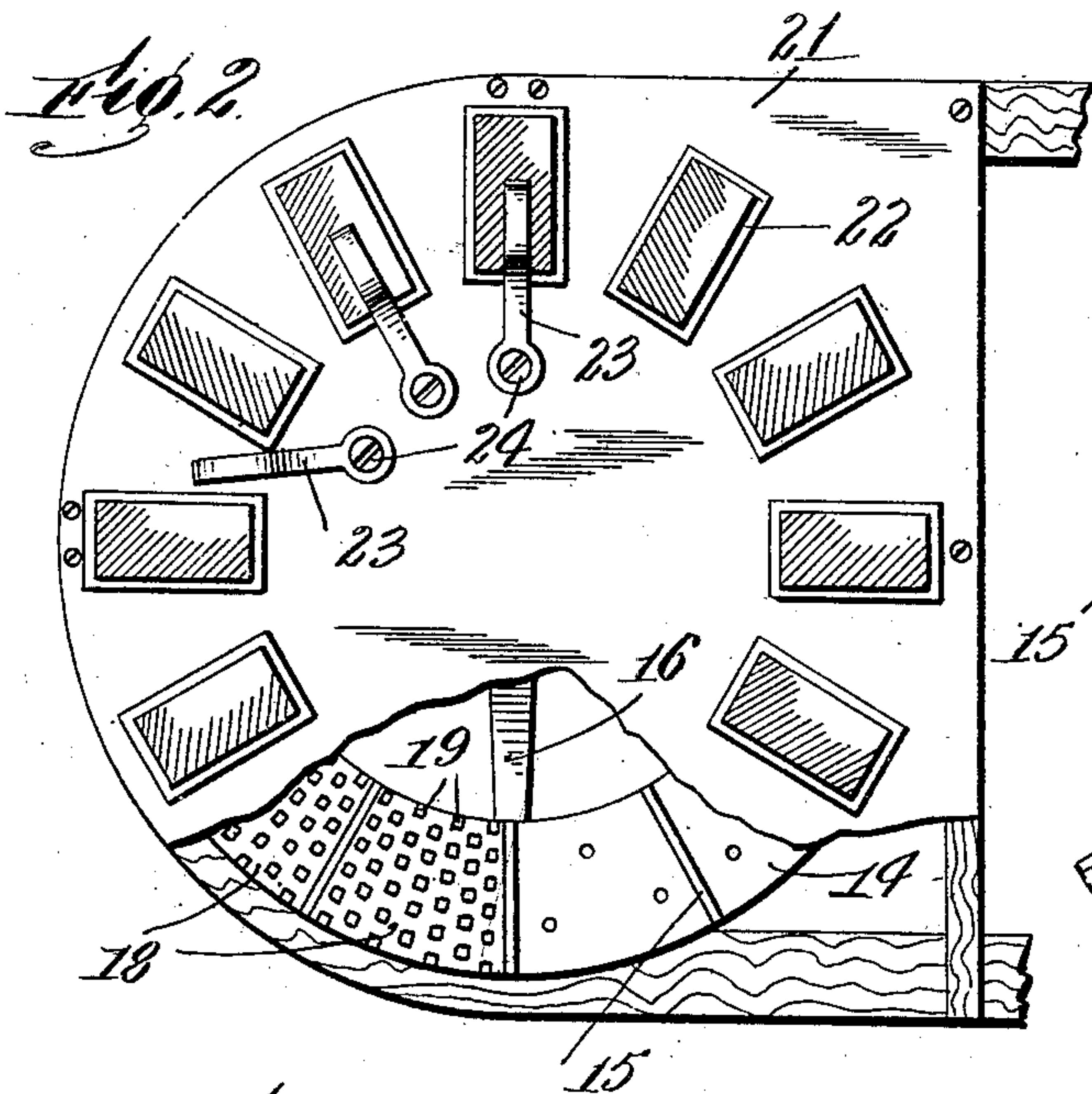
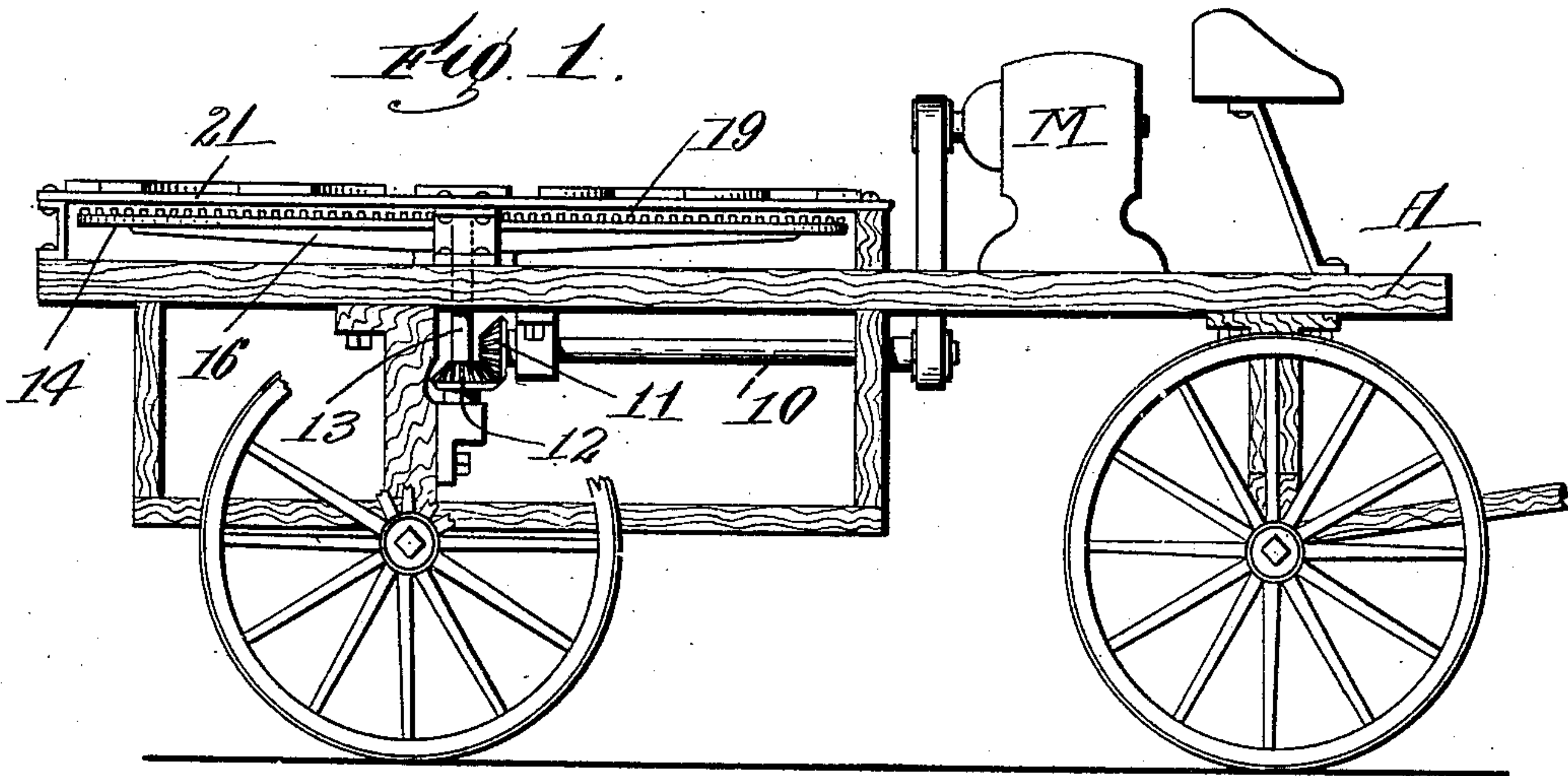


No. 863,190.

PATENTED AUG. 13, 1907.

A. LE BLANC.
MACHINE FOR CLEANING OLD BRICKS.
APPLICATION FILED MAY 28, 1906.



Witnesses:
C. F. Mason
M. E. Regan.

Inventor:
A. LeBlanc
By Attorneys
Luttrell & Luttrell

UNITED STATES PATENT OFFICE.

ARTHUR LE BLANC, OF WORCESTER, MASSACHUSETTS.

MACHINE FOR CLEANING OLD BRICKS.

No. 863,190.

Specification of Letters Patent.

Patented Aug. 13, 1907.

Application filed May 28, 1906. Serial No. 318,992.

To all whom it may concern:

Be it known that I, ARTHUR LE BLANC, a citizen of the United States, residing at Worcester, in the county of Worcester and State of Massachusetts, have invented a new and useful Machine for Cleaning Old Bricks, of which the following is a specification.

The object of this invention is to provide a new and improved apparatus for cleaning the mortar and dirt from old bricks so that they may be used again.

To this end the invention comprises a platform carrying a cleaning surface, a holder for the bricks, and means for causing a relative movement between the same, so that the bricks will be presented to the cleaning surface. The preferable way to do this is to rotate the platform and to make the holder for the bricks in the form of a plate having a series of openings corresponding approximately to the size of a brick, and in providing means for engaging the bricks and pressing the same down onto the cleaning surface, which is preferably made up of a series of detachable plates having teeth or projections.

The invention further consists of certain improved details of construction, as hereinafter described and pointed out in the claims.

Referring to the drawing and in detail, Figure 1 is a side elevation of my improved apparatus. Fig. 2 is a plan view of the cleaning apparatus. Fig. 3 is a partial elevation of the platform carrying the cleaning surface. Fig. 4 is a sectional perspective view illustrating the way the toothed plates making up the cleaning surface are secured to the platform, and Fig. 5 is a sectional perspective view illustrating a preferred form of the cleaning surface.

Referring to the drawing and in detail, A designates a support which is preferably made in the form of a wagon or wheeled carrier, so that the apparatus can be transported from place to place as it is desired to use the same. A suitable motor, such as an electric motor, is mounted on the support. A shaft 10 is journaled underneath the body of the wagon and the same is connected by suitable pulleys and a belt to be actuated from the motor M. A miter gear 11 is secured on the end of the shaft 10 and meshes with a miter gear 12 secured on a vertical shaft 13 which is journaled in suitable bearing-pieces formed or carried by the support A. A platform 14 is keyed or secured to said shaft. This platform is made in the form of a flat ring provided with radial ribs 15, which ring is connected by radial arms 16 to a central hub 17 which is secured to said vertical shaft 13. The radial arms 16 allow the dirt or mortar scraped from the bricks to fall down through the center of the machine. In practice the miter gears are usually boxed in or covered up to keep the dirt and dust from the same.

The platform carries a cleaning surface which is made up of a series of detachable, partial sectoral-shaped plates which are formed with a series of teeth 19. The series of teeth are arranged on radial lines and are staggered with respect to each other, so that the entire surface of each brick will be cleaned. The sectoral plates are placed between the radial ribs 15 which thus serve to hold the same tightly in position on the platform, and are held in place thereon by screws 20. By this arrangement a very strong construction is provided, and one which permits the removal and replacement of the cleaning plates when worn out.

Secured to the support A above the platform 14 is a large disk or plate 21 which has a number of openings 22 approximating the size of a brick, which openings are arranged on a circle over the cleaning plates 18. Flat springs 23 are pivoted by screws 24 to the plate 21, a spring being provided for each opening.

In practice the operator places a brick in each opening of the plate 21, and snaps or turns a spring 23 over each brick, the machine is set in operation, and the bricks are turned over after one side is cleaned, and new bricks inserted in the openings in the plate 21, so that the operation can be continuously carried on. By this mechanism a single operator can clean a large number of bricks in a given time.

The details and arrangements herein shown and described may be greatly varied by a skilled mechanic without departing from the scope of my invention as expressed in the claims.

Having thus fully described my invention, what I claim and desire to secure by Letters Patent is:—

1. In a machine for cleaning old bricks and the like, the combination of a platform carrying a cleaning surface, a holder for the bricks comprising a plate having a series of openings located adjacent to said platform for receiving the bricks, pivoted springs for engaging the bricks and pressing the same while in said openings against the cleaning surface, and means for causing a relative motion between the platform and holder.

2. A machine for cleaning old bricks comprising a holder having openings for receiving bricks, and a spring for each opening pivoted to said holder on an axis perpendicular to the surface thereof, whereby it may be turned over a brick in an opening to hold the same therein and press it therethrough.

3. In a machine for cleaning old bricks, the combination of a platform carrying a cleaning surface, means for rotating the same, a holder for the bricks comprising a plate having a series of openings, and pivoted springs for engaging the bricks and pressing the same down upon the cleaning surface.

In testimony whereof I have hereunto set my hand, in the presence of two subscribing witnesses.

ARTHUR LE BLANC.

Witnesses:

LOUIS W. SOUTHGATE,
E. M. ALLEN.