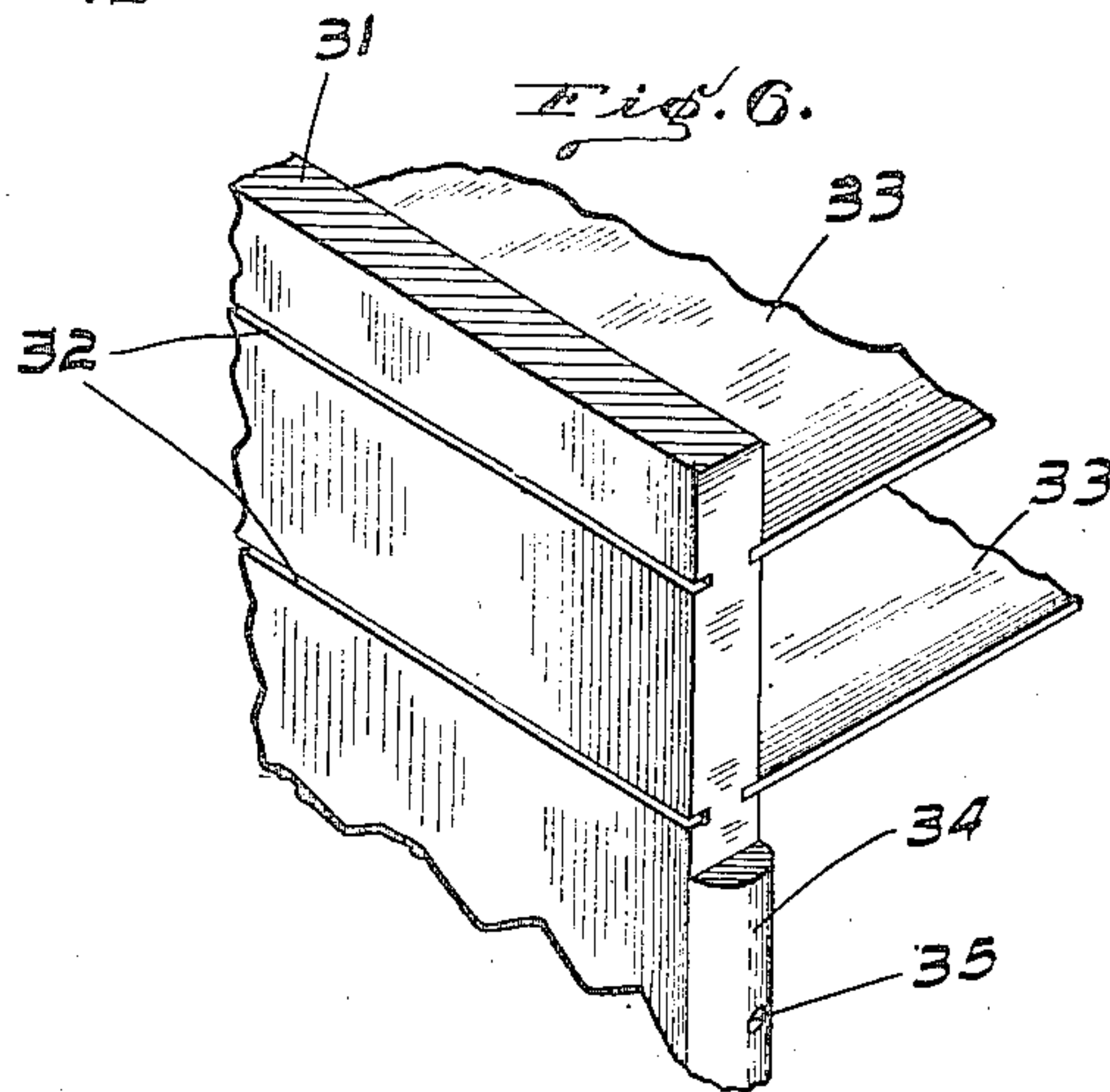
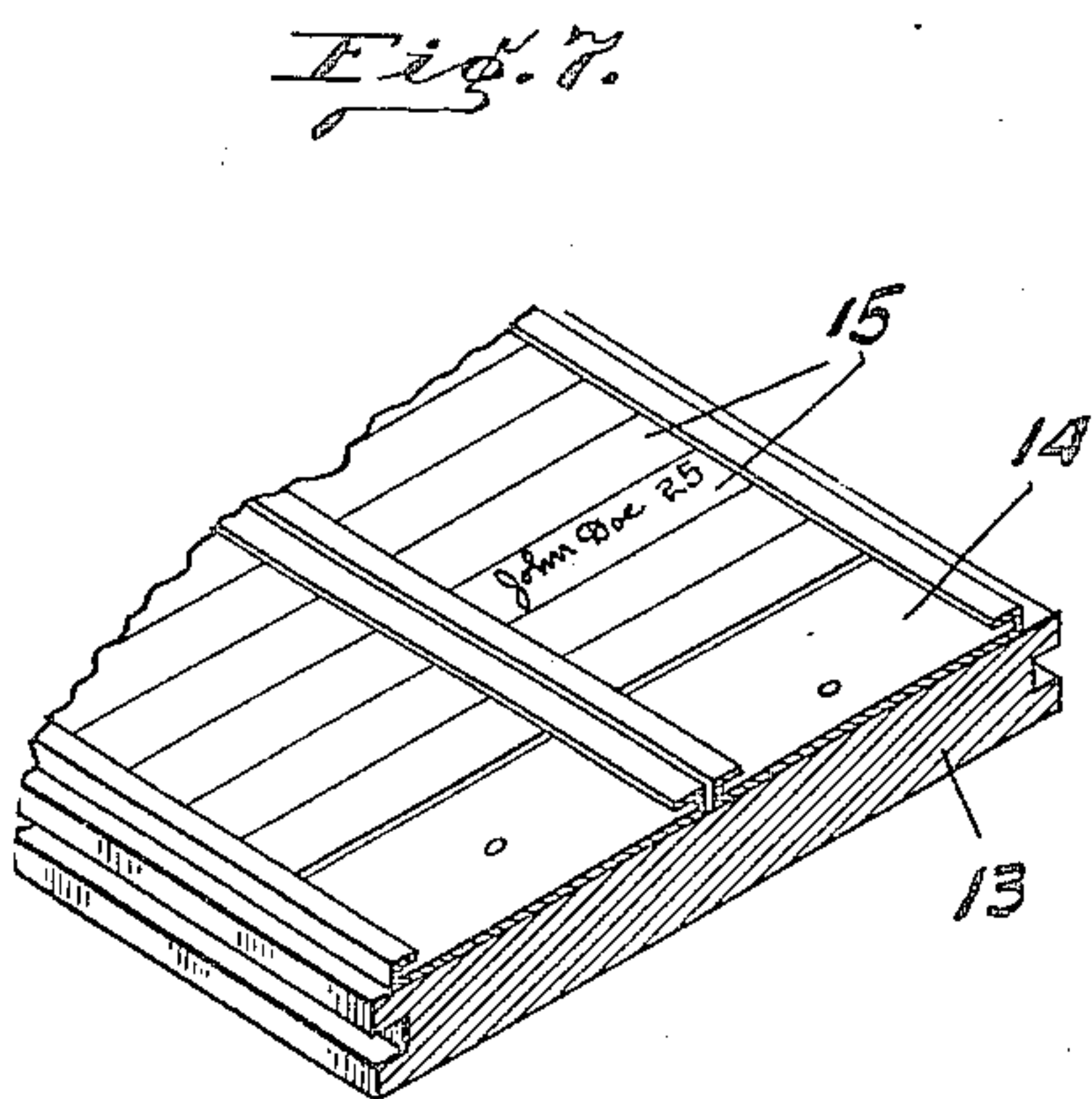
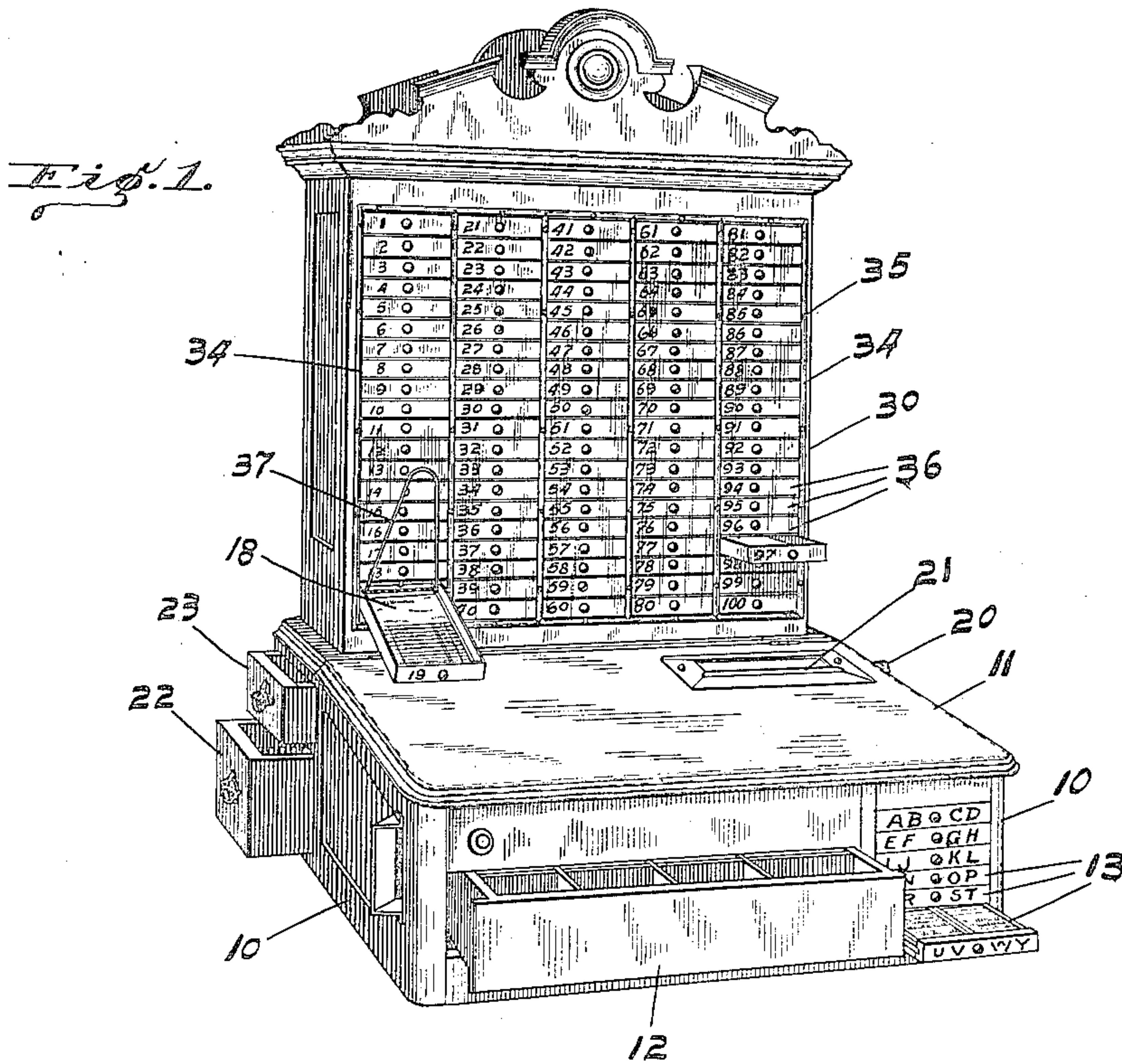


No. 862,757.

PATENTED AUG. 6, 1907.

P. G. POWERS.  
REGISTER CABINET.  
APPLICATION FILED MAR. 1, 1906.

2 SHEETS—SHEET 1.



Witnesses  
Frank A. Fable  
Thomas W. Mc Means

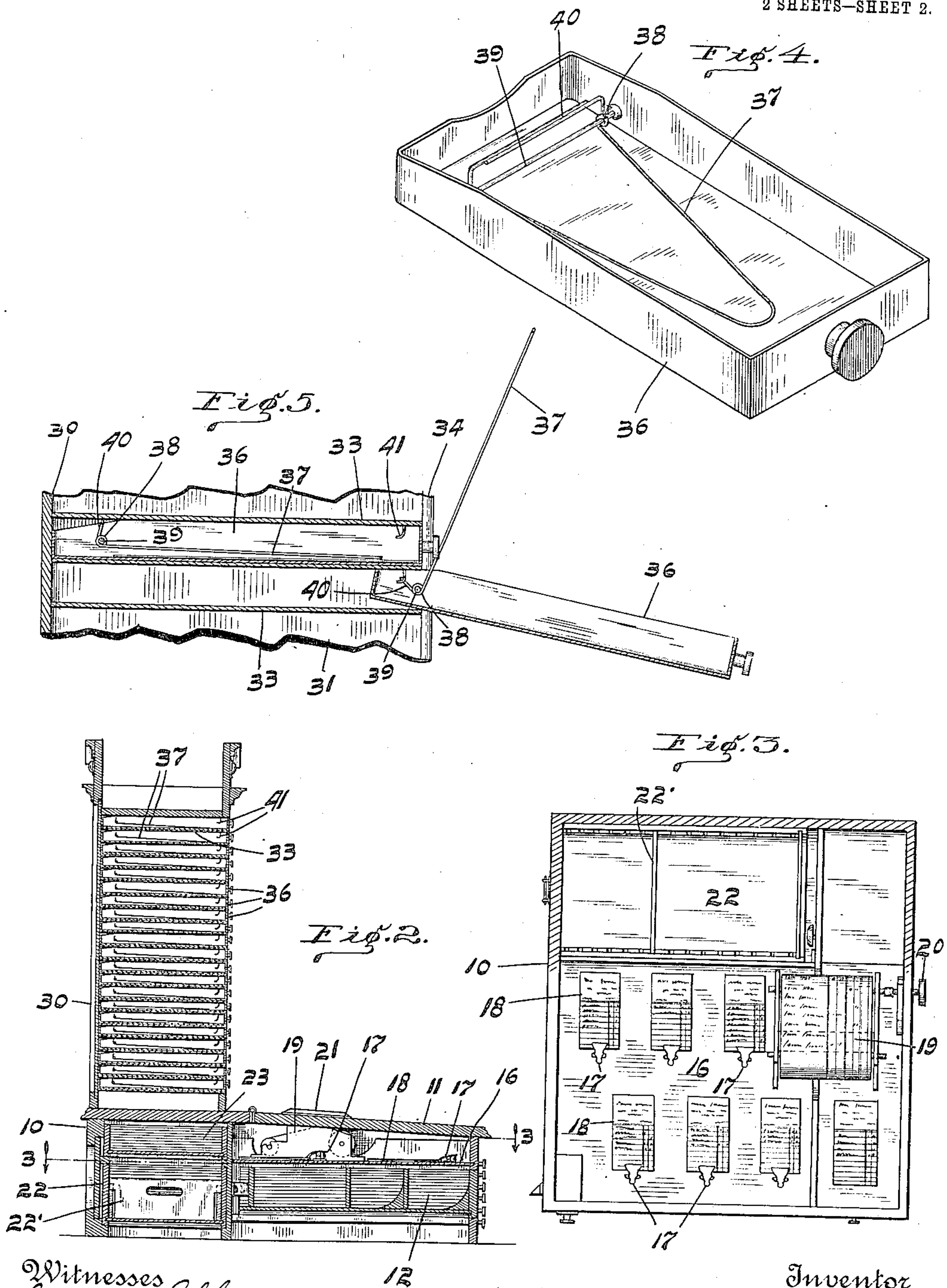
BY  
Phineas G. Powers  
Inventor  
Bradford & Hood  
Attorneys

No. 862,757.

PATENTED AUG. 6, 1907.

P. G. POWERS.  
REGISTER CABINET  
APPLICATION FILED MAR. 1, 1906.

2 SHEETS—SHEET 2.



Witnesses  
Frank A. Fable  
Thomas H. McMeand

Inventor  
Phineas G. Powers  
BY  
Bradford Hood  
Attorneys



# UNITED STATES PATENT OFFICE.

PHINEAS G. POWERS, OF MARION, INDIANA.

## REGISTER-CABINET.

No. 862,757.

Specification of Letters Patent.

Patented Aug. 6, 1907.

Application filed March 1, 1906. Serial No. 303,611.

To all whom it may concern:

Be it known that I, PHINEAS G. POWERS, a citizen of the United States, residing at Marion, in the county of Grant and State of Indiana, have invented certain new and useful Improvements in Register-Cabinets, of which the following is a specification.

The object of my invention is to produce an apparatus by means of which merchants, such as grocers and the like, may readily keep their credit accounts by a system of handling the duplicate sales-slips commonly issued.

The accompanying drawings illustrate my invention.

Figure 1 is a perspective view of my apparatus; Fig. 2 a central vertical section; Fig. 3 a plan on line 3 3 of Fig. 2; Fig. 4 a perspective detail of one of the sales-slip drawers; Fig. 5 an enlarged vertical section of two of said drawers and the adjacent portion of the containing casing; Fig. 6 a perspective detail of the manner of construction of the containing casing, and Fig. 7 a perspective detail of one of the index slides.

In the drawings, 10 indicates a desk-like casing provided with a hinged cover 11. Mounted in the lower part of casing 10 is a cash drawer 12. To one side of drawer 12 are several drawers or slides 13, each of which has one or more card holders or guides 14 adapted to receive a plurality of index cards or slips 15.

On top of the cash drawer 12 and the index slides 13 I place a flooring 16 which is provided upon its upper face with a plurality of clips 17 adapted to hold any desired number of sales slips 18 in position on the flooring.

Arranged on floor 16, beneath cover 11, is an autographic register 19 which may be manipulated by means of a shaft 20 extending through the casing 10, the autographic sheet being exposed through a sight opening 21 formed in the cover 11. Arranged in the casing 10 behind the cash drawer are drawers 22 and 23 which may be used for storage purposes. For instance, I find it advisable to provide the drawer 22 with an adjustable partition 22', the arrangement being such that all sales slips indicating bad accounts may ultimately be filed in this drawer, the partition 22' being moved backward as the number of slips increases.

Arranged upon the top of casing 10, to the rear of the hinge of cover 11, is an upright casing or cabinet 30 having a plurality of vertical partitions 31, the vertical sides of which are provided with grooves 32 in which are mounted the shelves 33, said shelves being normally held in position by finishing strips 34 which are detachably secured to the partitions 31 by screws 35. The shelves 33 are so arranged as to form pockets for the reception of sales-slip drawers 36, there being preferably more of said drawers than there are credit customers. Each of the drawers 36 is of such size as to readily accommodate a number of the sales-slips 18,

and in order to keep said slips flat I provide each drawer with a retaining tongue 37 which normally rests by its own weight, upon the sales slips. In the drawings I show the tongue 37 as formed of a doubled wire bent to form eyes 38 which pivot upon a rod 39 mounted in the drawer. The wire 37 is provided with a portion 40 which extends normally upward from the rod 39 in position to be engaged by a hook 41 secured to the under side of the shelf 33, the arrangement being such that when the drawer is pulled out, as shown in Fig. 5, hook 41 will engage the portion 40 and automatically swing the retainer 37 upward so as to give free access to the sales-slips 18.

There will be placed in the index drawers or slides 13 a card for each credit customer giving the number of the drawer 36 in which the credit slips for that customer are to be deposited. When a cash sale is made the cash drawer and autographic register may be used in the usual manner, or a separate cash register used. When a credit sale is made the autographic register will be used for the production and issuance of a sales-slip, the duplicate of which will be placed in the particular drawer 36 indicated by the customer's index card 15. These duplicate sales slips are allowed to accumulate within the drawers 36 for any desired length of time and whenever the account is paid a proper entry will be made of the payment on the autographic register and the duplicate sales-slips which have accumulated will be withdrawn from the drawer 36 and given to the customer as a receipt.

If there are C. O. D. customers one of the drawers 36 will be used for holding the duplicate sales-slips and if the customers are not at home at the time of delivery the sales-slips will be deposited beneath one or the other of the clips 17 on shelf 16. Old and probably uncollectible accounts may be conveniently transferred in due time to the drawer 22. The drawer 23 may be used for the storage of supplies of various kinds.

I claim as my invention:

A register cabinet comprising a plurality of drawer pockets, a plurality of drawers mounted therein, a pivot rod 39 extending through the drawer near its rear end, a retainer comprising a piece of wire doubled upon itself and provided in each arm with an eye 38 adapted to receive the pivot rod of the drawer, and the portion 40 arranged in plane at an angle to the plane of the main doubled portion wire, and means arranged in the casing adjacent each drawer for engaging portion 40 of the retainer so as to swing the retainer upward as the drawer is withdrawn.

In witness whereof, I, have hereunto set my hand and seal at Marion, Indiana, this 26th day of February, A. D. one thousand nine hundred and six.

PHINEAS G. POWERS. [L. S.]

Witnesses:

ALONZO W. CARR,

WILLIAM L. LEUFESTRY.