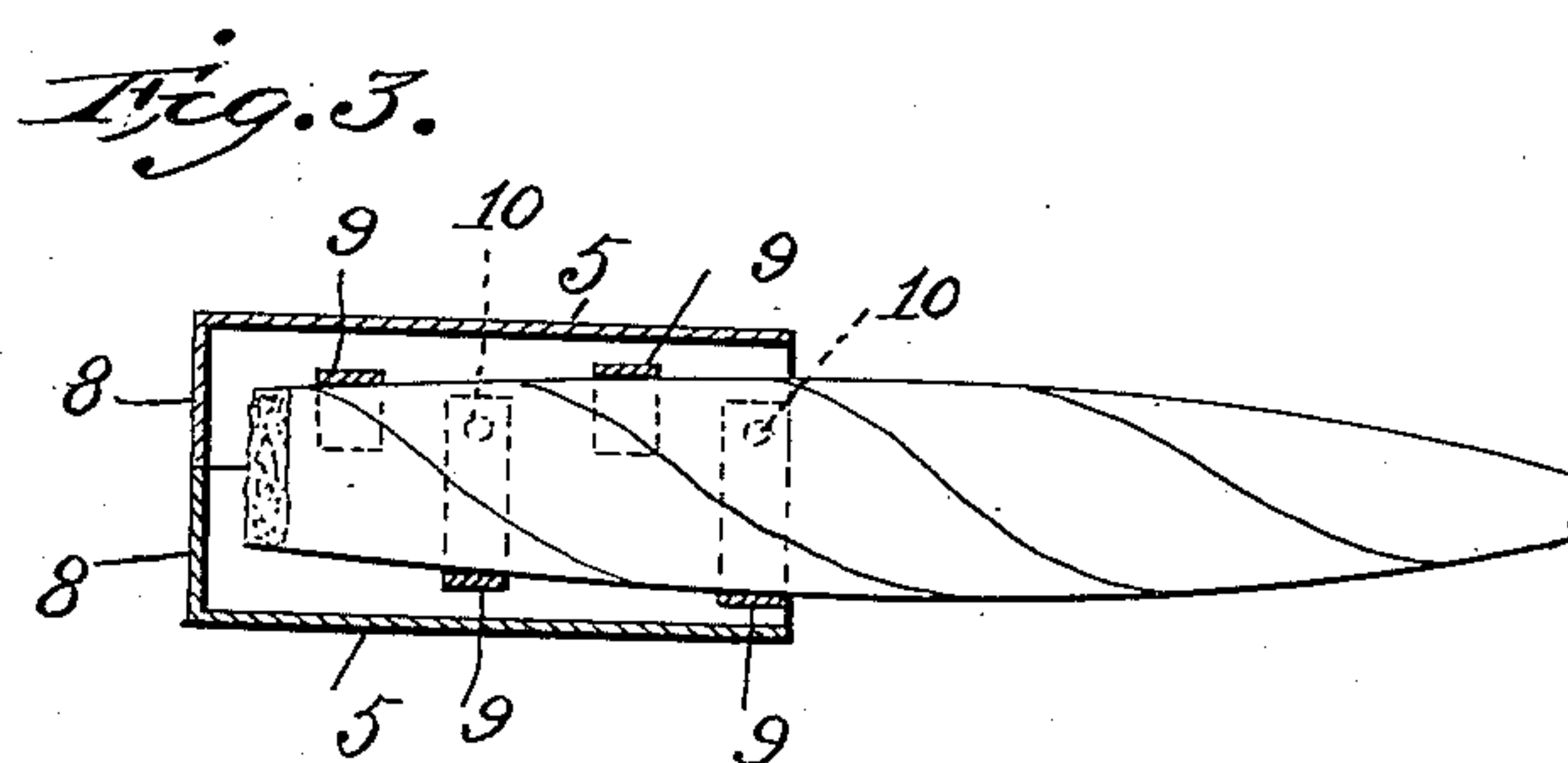
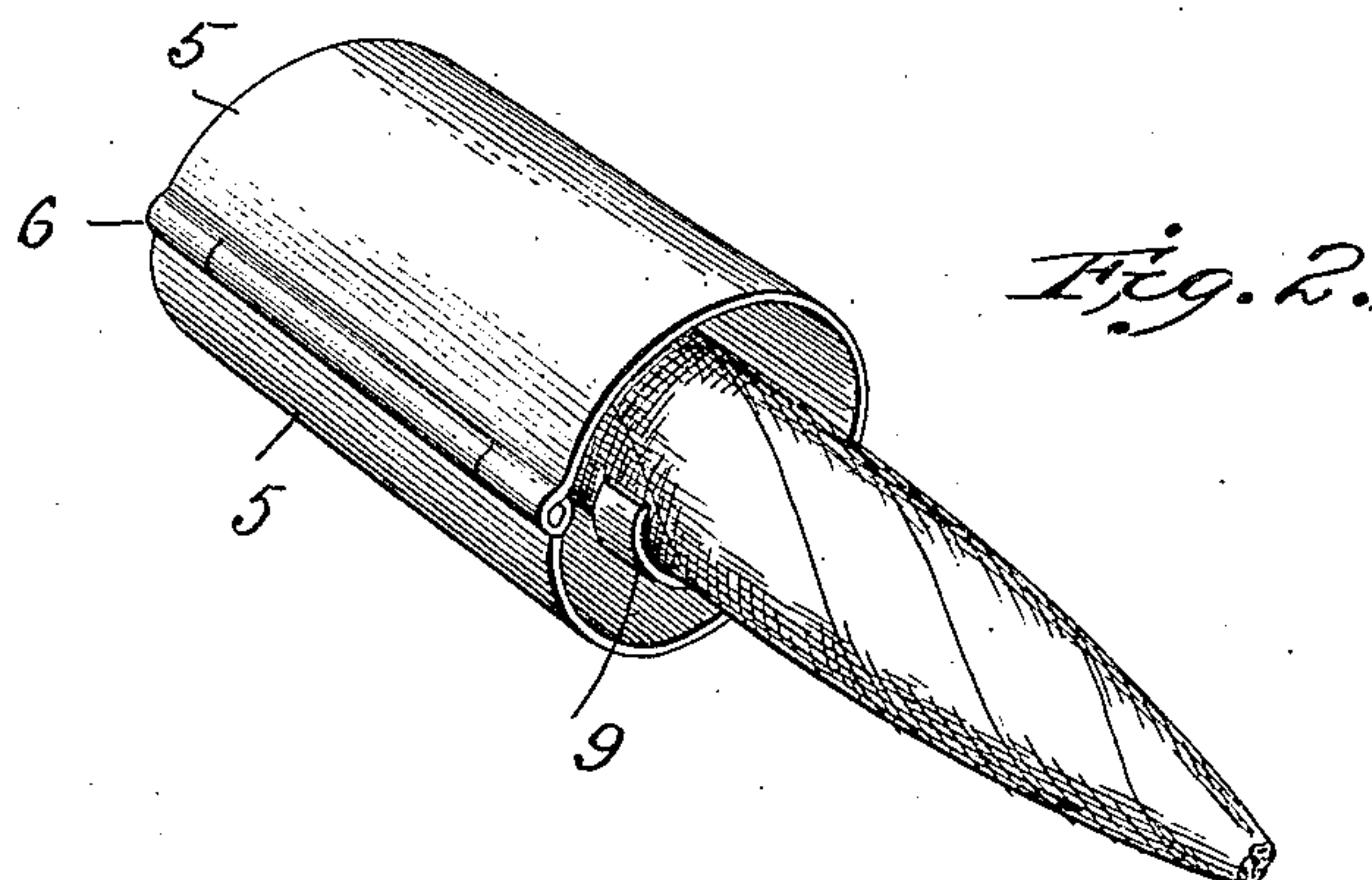
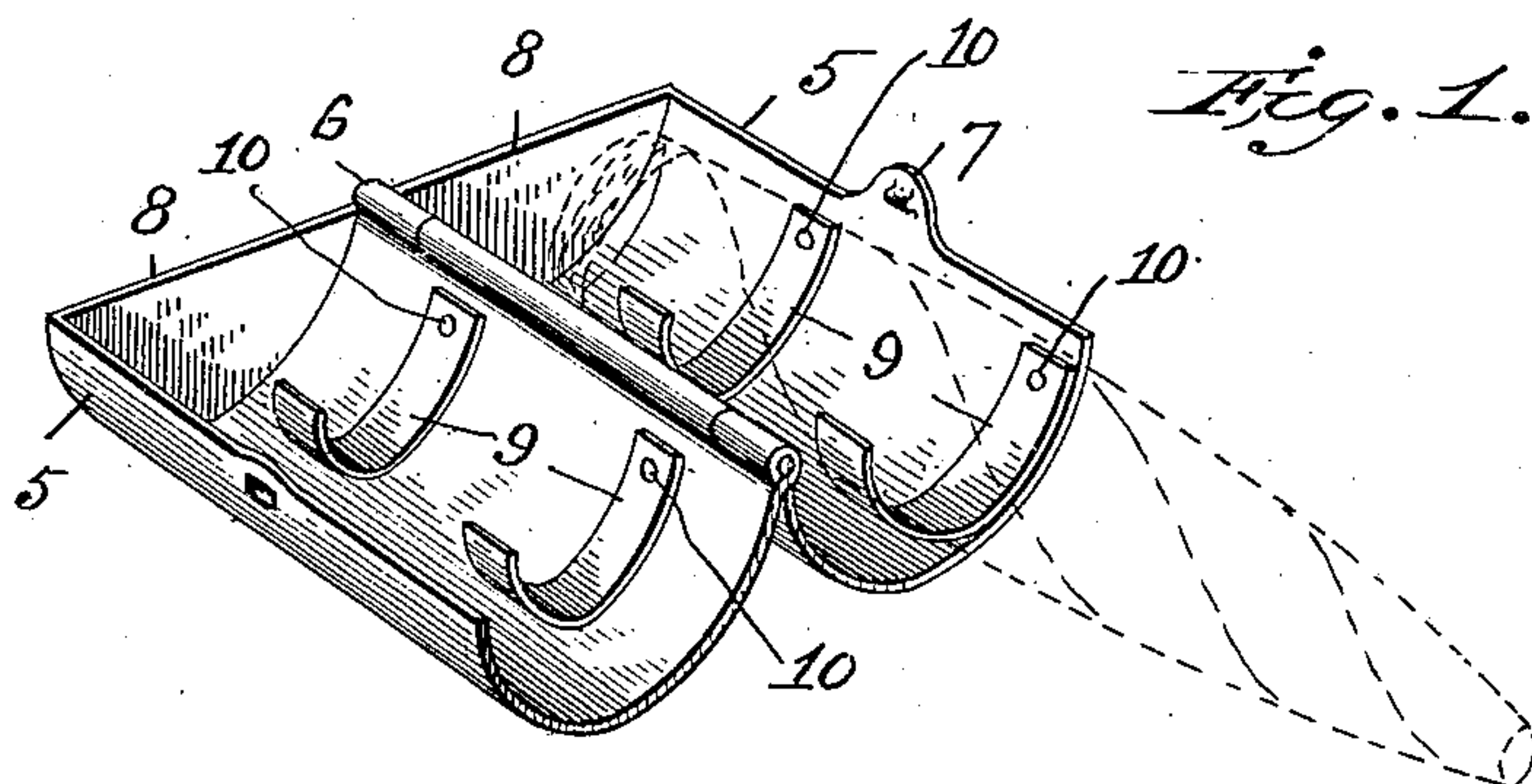


No. 862,691.

PATENTED AUG. 6, 1907.

W. H. ALEXANDER.  
CIGAR HOLDER.

APPLICATION FILED AUG. 20, 1906.



Witnesses  
Edmund L. Jewell  
J. M. Connor.

Wilson H. Alexander  
Inventor  
By Grant Burroughs,  
Attorney

# UNITED STATES PATENT OFFICE.

WILSON H. ALEXANDER, OF OXFORD, PENNSYLVANIA.

## CIGAR-HOLDER.

No. 862,691.

Specification of Letters Patent.

Patented Aug. 6, 1907.

Application filed August 20, 1906. Serial No. 331,344

*To all whom it may concern:*

Be it known that I, WILSON H. ALEXANDER, a citizen of the United States, and a resident of Oxford, in the county of Chester and State of Pennsylvania, have  
5 invented certain new and useful Improvements in Cigar-Holders, of which the following is a full, clear, and exact description, such as will enable those skilled in the art to which it appertains to make and use the same, reference being had to the accompanying draw-  
10 ings, forming a part of this specification.

The invention relates to improvements in cigar holders and it has for its object the provision of a receptacle for a lighted cigar so that the latter can be placed in the pocket without injury to the clothing or discomfort to  
15 the person.

The invention consists in the novel construction hereinafter fully described, pointed out in the appended claims, and illustrated in the accompanying drawings.

20 In the drawings, in which similar reference characters designate corresponding parts, Figure 1 is a perspective view showing the holder open. Fig. 2 is a similar view showing the holder closed. Fig. 3 is a longitudinal sectional view.

25 The holder is formed of imperforate material, preferably of a metal adapted to receive an ornamental finish.

The casing 5 of the holder is elliptical in cross-section and it is divided longitudinally on the longest  
30 diameter of the ellipse into two members. These members are hinged together on one side, as at 6, and are provided with a catch 7 on the other side for holding them together when the casing is closed. One end of the casing is open and the other end is closed by the  
35 plates 8.

In the casing are the clips 9, four in number. They are formed of resilient metal and are attached at their ends 10 to the wall of the casing. They are of such a length as to extend nearly half way around the casing,  
40 and their free ends project inwardly when the casing is closed. Two of the clips are attached to one of the members of the casing adjacent to its inner or hinged edge, and the other two clips are attached to the other member adjacent to its outer edge. The clips are so  
45 arranged that their free ends extend in alternative and opposite relation to each other.

In using the device the cigar is placed in the casing with its lighted end adjacent to the plates 8 as shown by dotted lines in Fig. 1. The casing is then closed and the clips engage the cigar and hold it in place. 50  
Owing to the resiliency of the clips the cigar will not be injured and cigars of different thicknesses can be accommodated. The clips also hold the cigar out of contact with the casing so as to leave an intervening air space, which prevents heating of the casing. The 55  
closing of the holder excludes fresh air and the cigar is extinguished almost immediately. After the casing has been closed and the catch 7 caught the cigar and holder can be placed in the pocket without injuring the clothing or causing discomfort to the person. 60

Having thus described my invention, what I claim and desire to secure by Letters Patent is,

1. In a cigar holder, a casing of imperforate material closed at one end and open at the other and formed of two members hinged together, clips mounted inside of said 65 casing and attached to said members in opposite relation to each other, said clips operating to engage the cigar when the casing is closed and to release the cigar when the casing is opened.

2. In a cigar holder, a casing of imperforate material closed at one end and open at the other and formed of two members hinged together, clips mounted inside of said casing and attached to said members in alternative and opposite relation to each other, said clips operating to engage the cigar when the casing is closed and to release 75 the cigar when the casing is opened.

3. In a cigar holder, a cylindrical casing of imperforate material closed at one end and open at the other and formed of two longitudinal members hinged together, clips mounted inside of said casing and attached to said mem- 80 bers in alternative and opposite relation to each other, said clips operating to engage the cigar when the casing is closed and to release the cigar when the casing is opened.

4. In a cigar holder, a casing comprising two members hinged together, clips mounted inside of said casing and attached to said members in alternative and opposite relation to each other, said clips operating to engage the cigar when the casing is closed and to release the cigar when the casing is opened. 90

In testimony whereof, I hereunto affix my signature in the presence of two witnesses.

WILSON H. ALEXANDER.

Witnesses:

CHAS. H. DOUGHERTY,  
JOHN FATCHER.