

No. 862,572.

PATENTED AUG. 6, 1907.

F. MAUSSNER.

SADDLE.

APPLICATION FILED APR. 17, 1906.

FIG. 1.

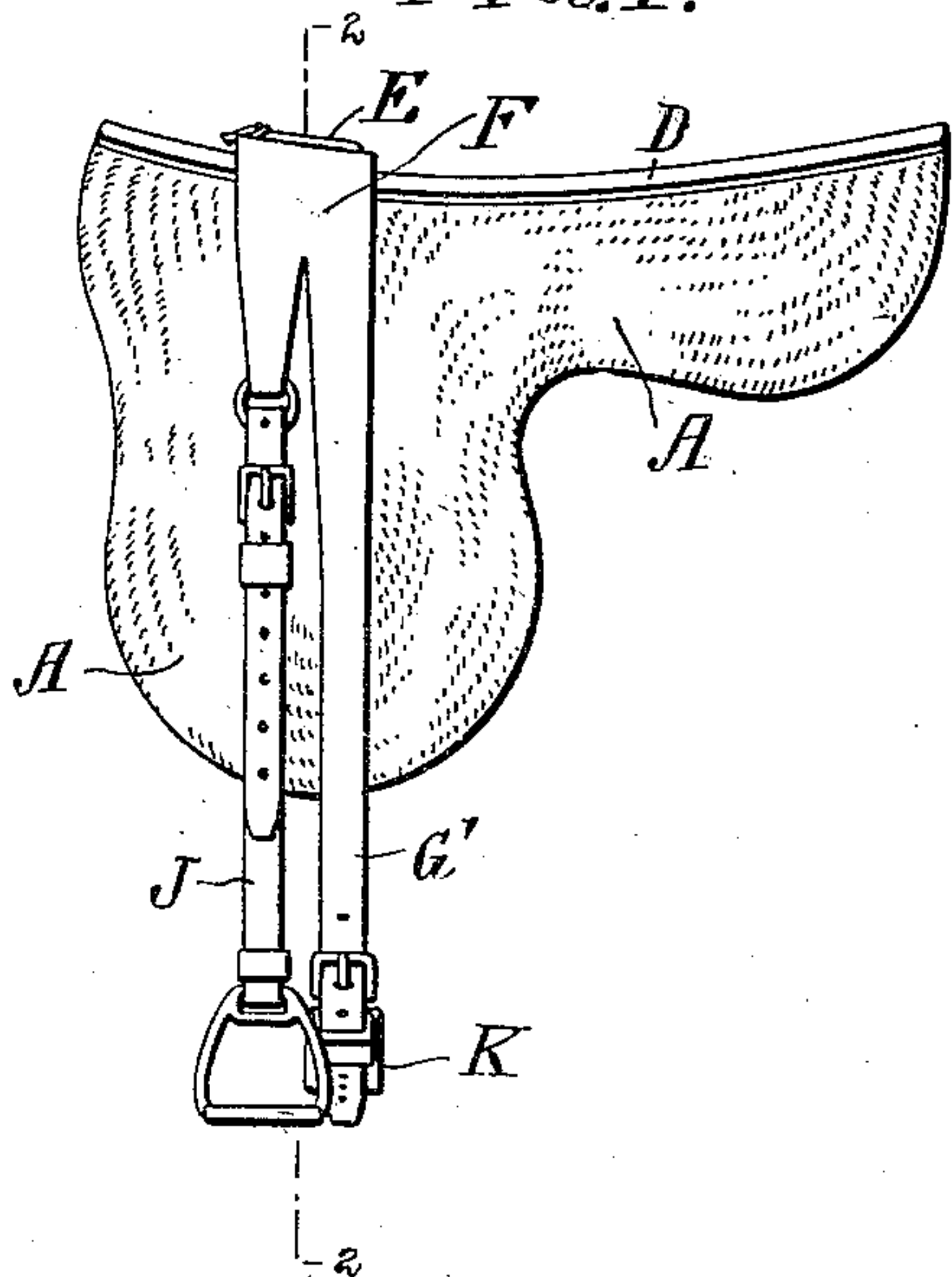


FIG. 2.

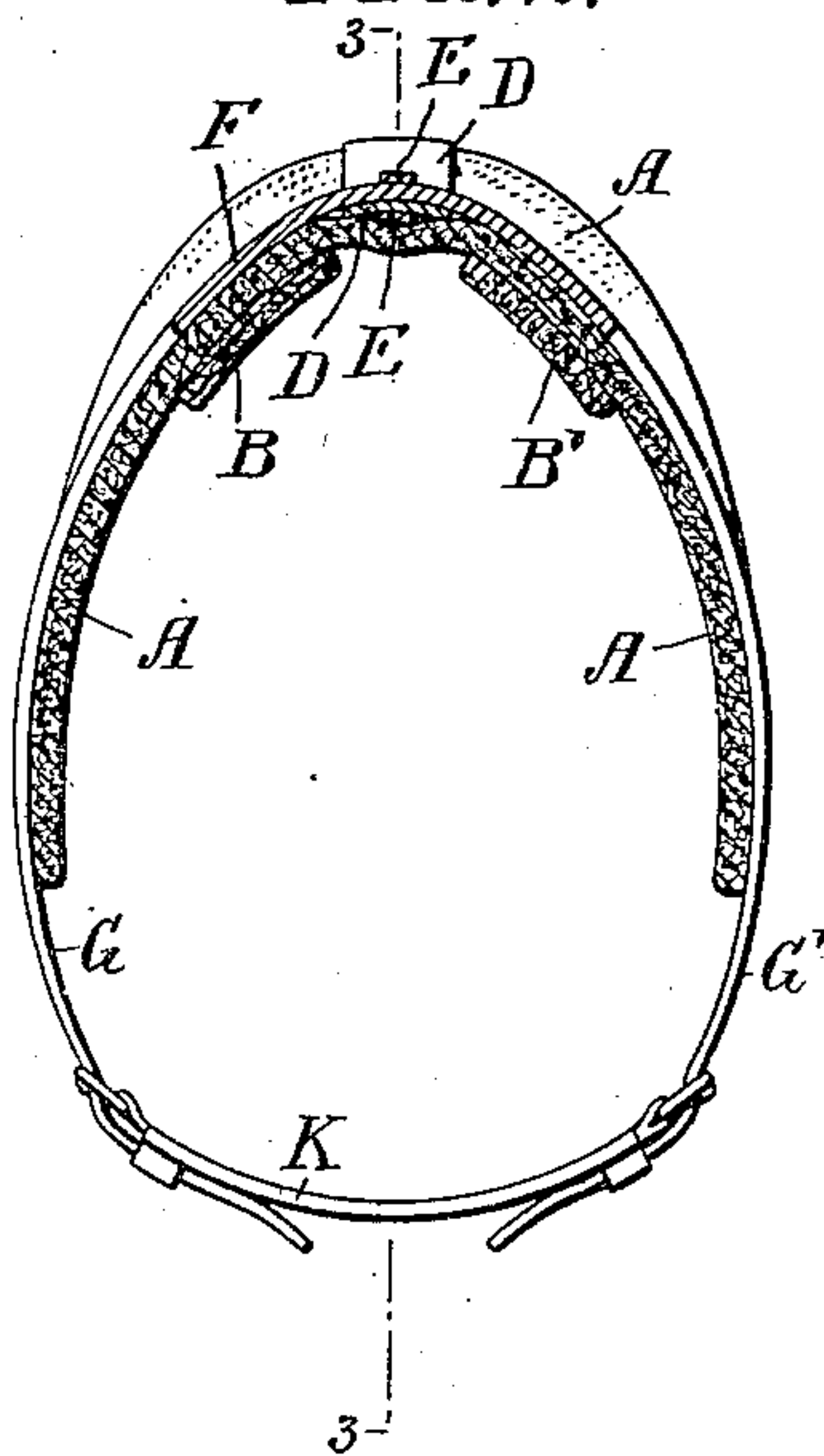


FIG. 3.

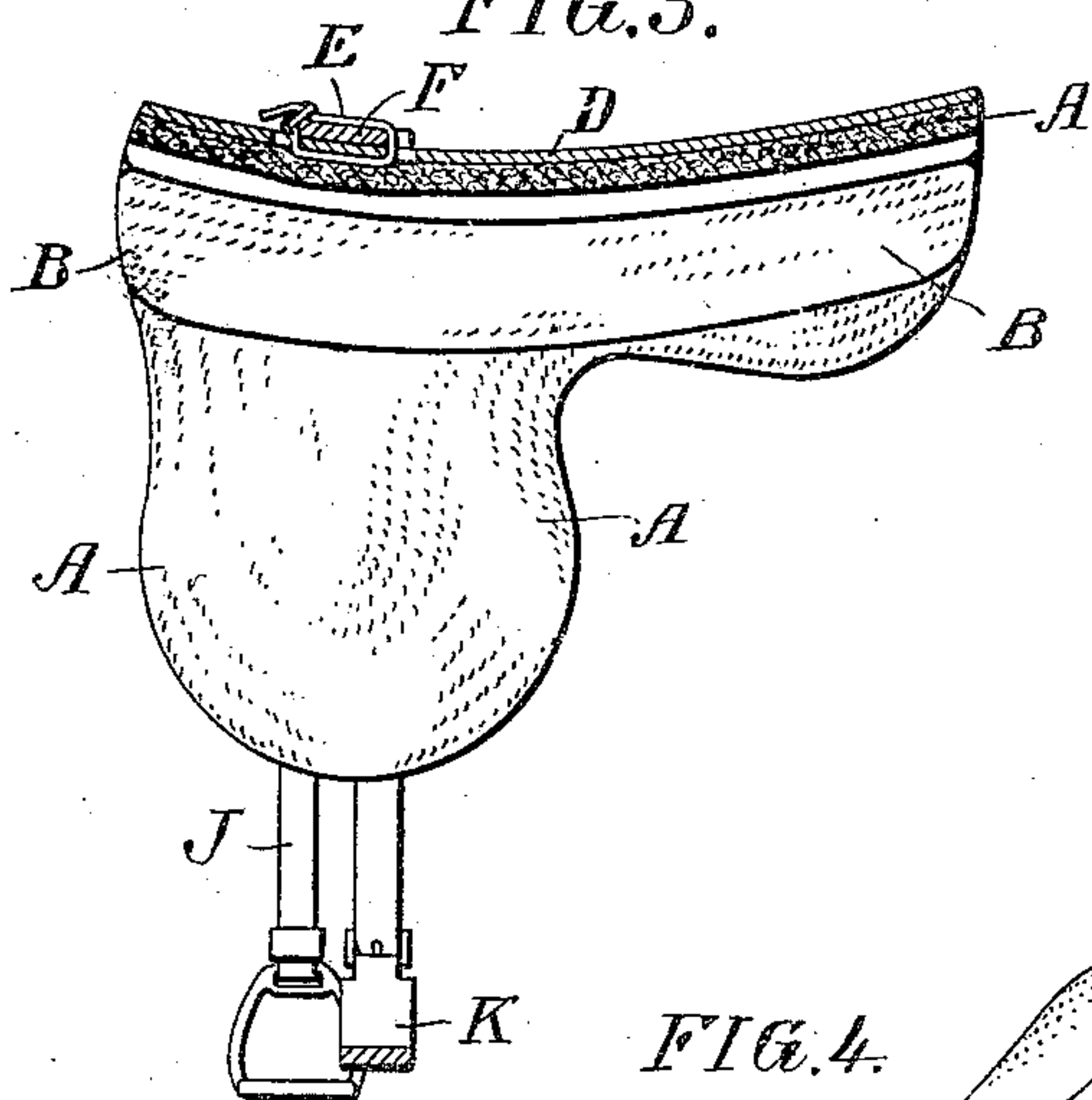


FIG. 6.



FIG. 5.

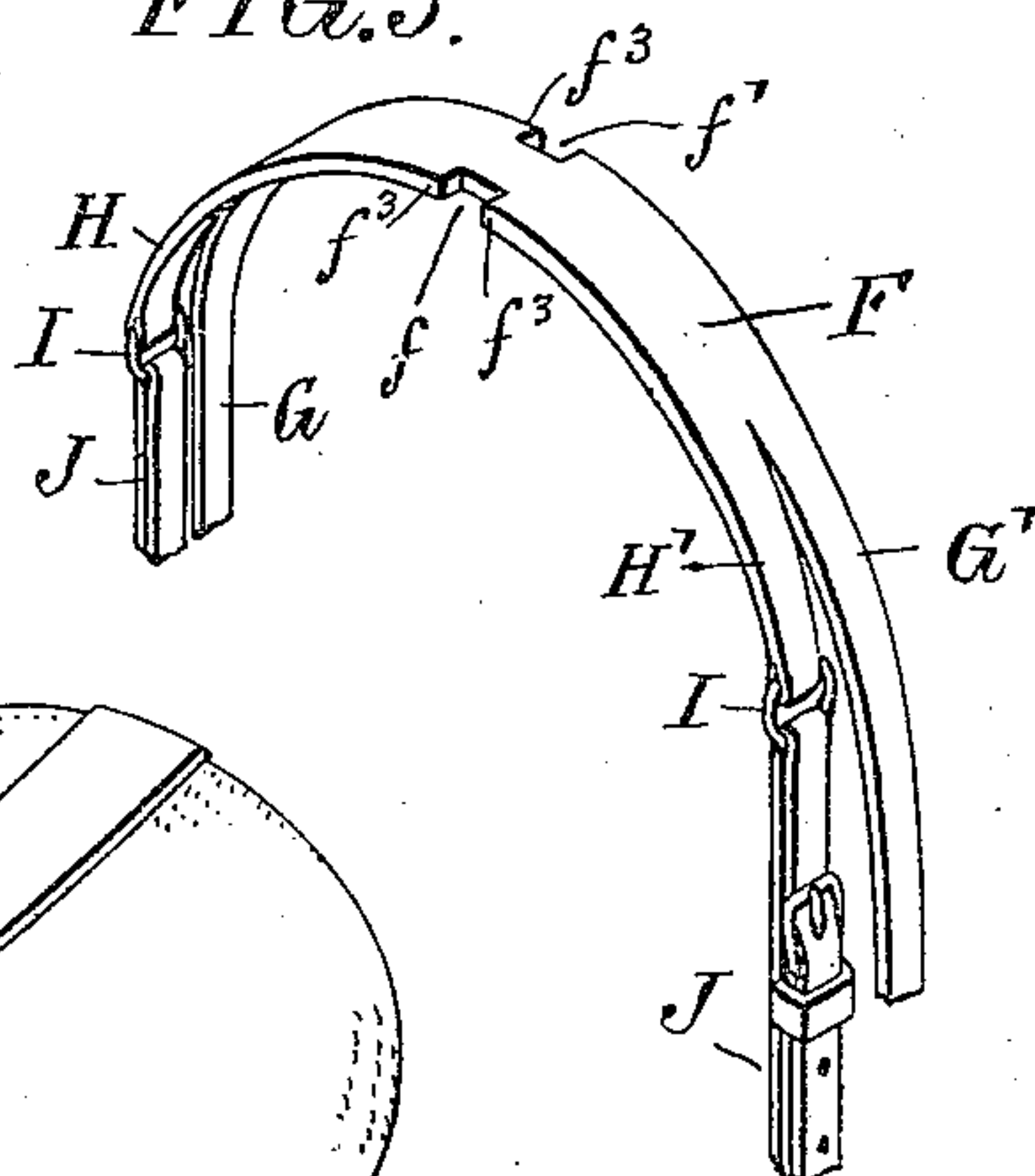
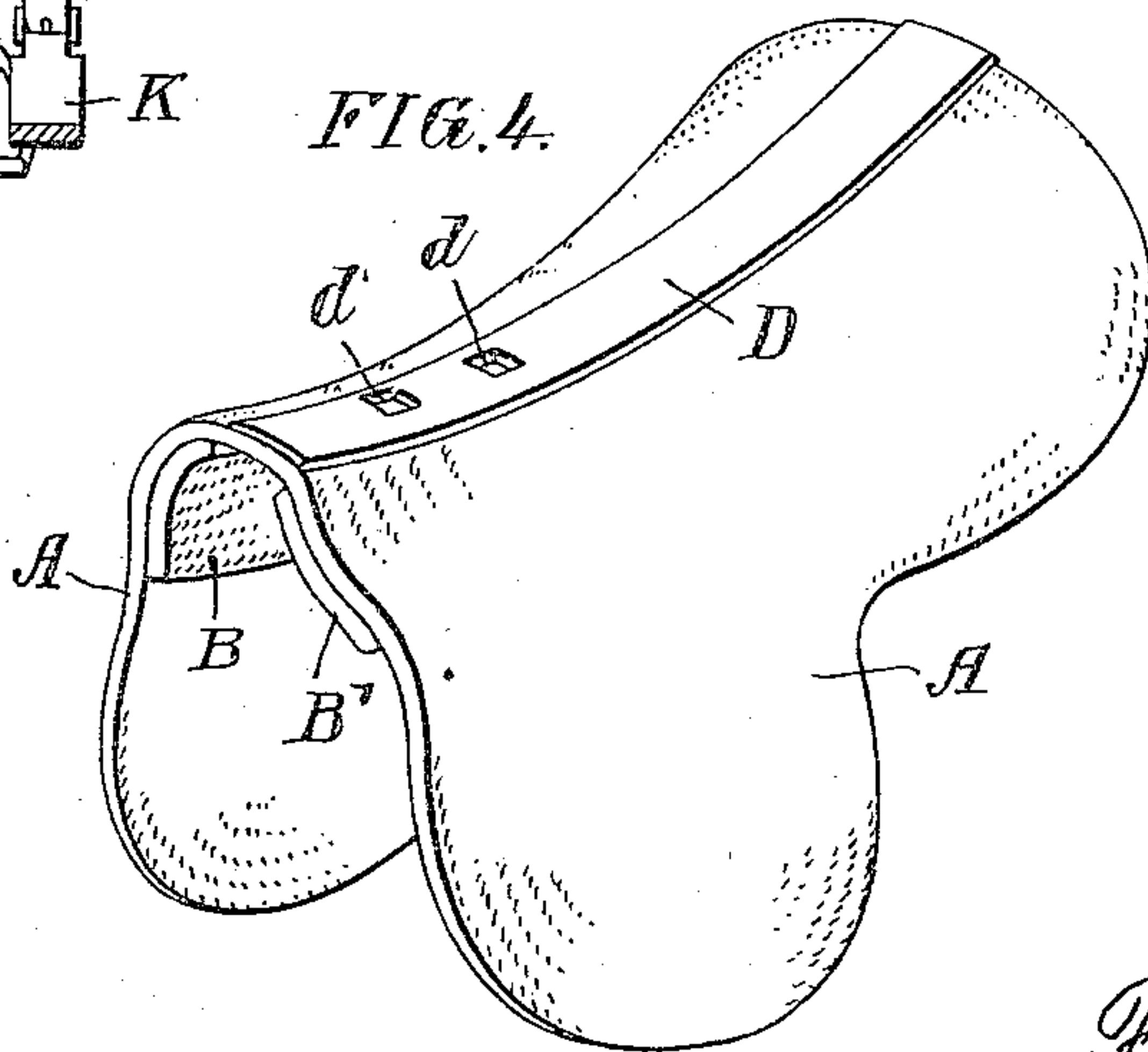


FIG. 4.



Witnesses:
M. B. Cluland
F. L. Wright

Inventor:
Frederick Maussner
By his Attorney
J. DeWitt Goodwin

UNITED STATES PATENT OFFICE.

FREDERICK MAUSSNER, OF PHILADELPHIA, PENNSYLVANIA.

SADDLE.

No. 862,572.

Specification of Letters Patent.

Patented Aug. 6, 1907.

Application filed April 17, 1906. Serial No. 312,108.

To all whom it may concern:

Be it known that I, FREDERICK MAUSSNER, a subject of Germany, residing at Philadelphia, in the county of Philadelphia and State of Pennsylvania, have invented certain new and useful Improvements in Saddles, of which the following is a specification.

My invention relates to improvements in a saddle, and the object of my invention is to provide a pad or housing to which may be attached the girth and stirrups to form a complete saddle; a further object of my invention is to provide means for readily attaching and detaching the parts from the housing so that said housing may be used as a pad under the ordinary saddle; a still further object of my invention is to provide reinforcing-pads under the housing so that said housing will conform to the shape of the horse's back and hold said housing in its proper place; a still further object of my invention is to simplify the parts and reduce the cost of manufacture.

Referring to the drawing:—Figure 1. represents a side view of my improved saddle; Fig. 2. is a transverse sectional view on line 2—2 Fig. 1; Fig. 3. is a longitudinal sectional view on line 3—3 Fig. 2; Fig. 4. is a perspective view of the housing or pad; Fig. 5. is a perspective view of the girth detached; Fig. 6. is a perspective view of the strap for securing the parts together.

In the drawing A represents the housing preferably made of interlaced curled hair. On the underside of said housing and at either side of the center are secured reinforcing-pads B and B' to hold the housing in its proper position. The said reinforcing-pads B and B' rest at either side of the spinal column of the horse and prevent the housing from turning.

The housing A is provided with a central strip of leather D in which are formed openings *d—d* through which is inserted the strap E by which the girth F may be secured. The upper portion of said girth F is made of heavy leather and is provided with recesses *f* and *f'* in either side, which form shoulders *f*³, adapted to be engaged by the strap E when it is buckled around the girth F and through the openings *d—d* in the strap D of the housing B, thus rigidly securing the housing and the girth together.

The upper portion of the girth F is provided with bi-

furcated ends G and G' and H and H' to which latter ends H and H' are secured the rings I to receive the stirrup straps J carrying the stirrups. The former ends G and G' are adapted to be buckled to the lower portion of the girth K, which encircles the horse and securely holds the parts in position.

By constructing a saddle in the above manner all the advantages of the ordinary saddle are maintained and in addition thereto the saddle conforms closely to the shape of the horse's back and therefore will not slip out of place; the material used in the housing is of a porous nature and will permit of ventilation so that the horse's back will not become sore; the saddle can be rolled up into a very small space when not in use as there are no rigid parts; and the whole can be manufactured at a very low cost.

When it is desired to use the housing A as a pad in connection with the ordinary saddle the girth and the strap E are removed as shown in Fig. 4.

Having thus described my invention I claim and desire to secure by Letters Patent:—

1. In a device of the character described, the combination of a housing, a leather strip secured to said housing, a girth, stirrups, straps carrying said stirrups and means for securing said girth and said stirrups to said leather strip secured to said housing, substantially as described.

2. In a device of the character described, the combination of a housing, a leather strip secured to the central portion of said housing, said leather strip having openings formed therein, a girth carrying stirrups, a strap adapted to pass through said openings in the said leather strip by which said girth and said housing may be secured together, substantially as described.

3. In a device of the character described, the combination of a housing, a leather strip secured to the same having openings formed therein, a strap adapted to enter said openings, a girth having a recess formed in either side of the same into which fits the said strap by which said girth and said housings are rigidly secured together, and means for attaching stirrups to said girth, substantially as described.

In testimony whereof I affix my signature in presence of two witnesses.

FREDERICK MAUSSNER.

Witnesses:

M. R. CLEELAND,
JAMES F. BOYLAN.