

No. 862,149.

PATENTED AUG. 6, 1907.

L. S. FLATAU.  
SHACKLE SEAL.

APPLICATION FILED NOV. 5, 1906.

2 SHEETS—SHEET 1.

Fig. 1.

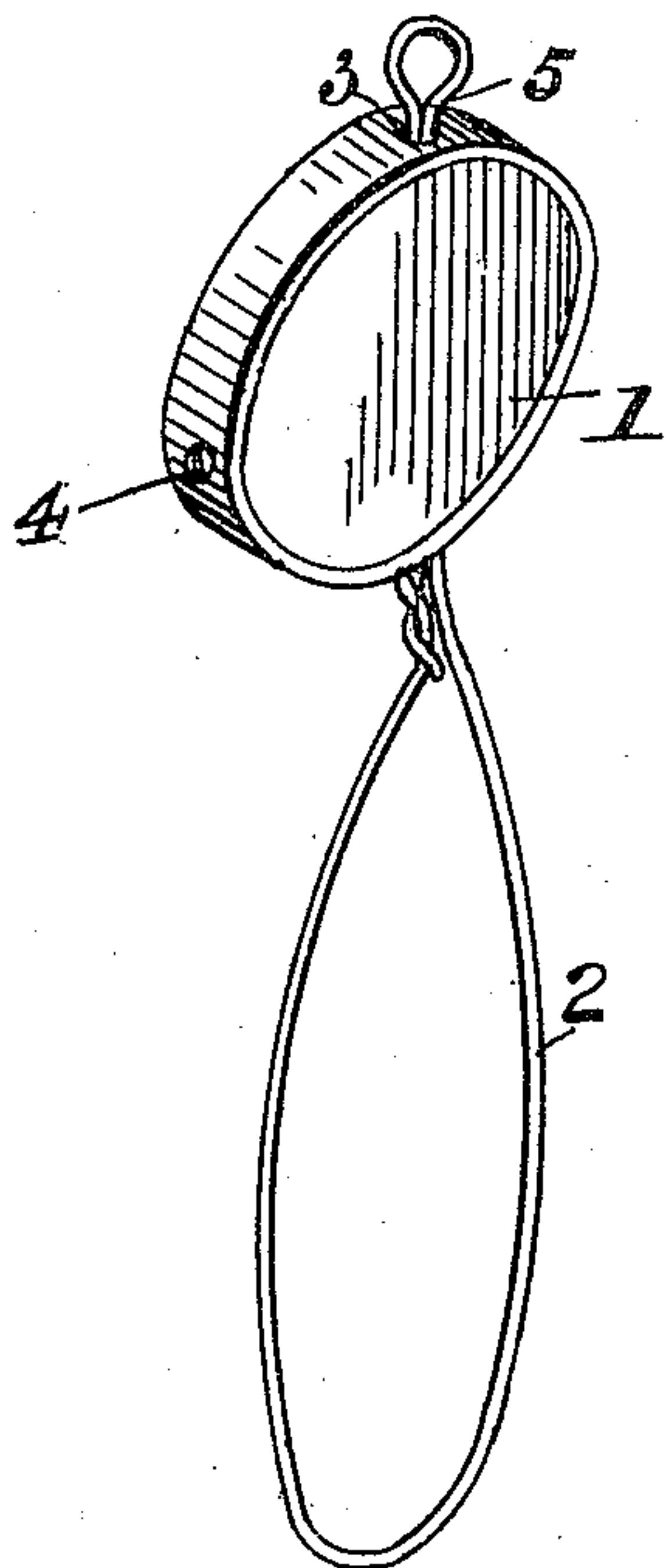


Fig. 2.

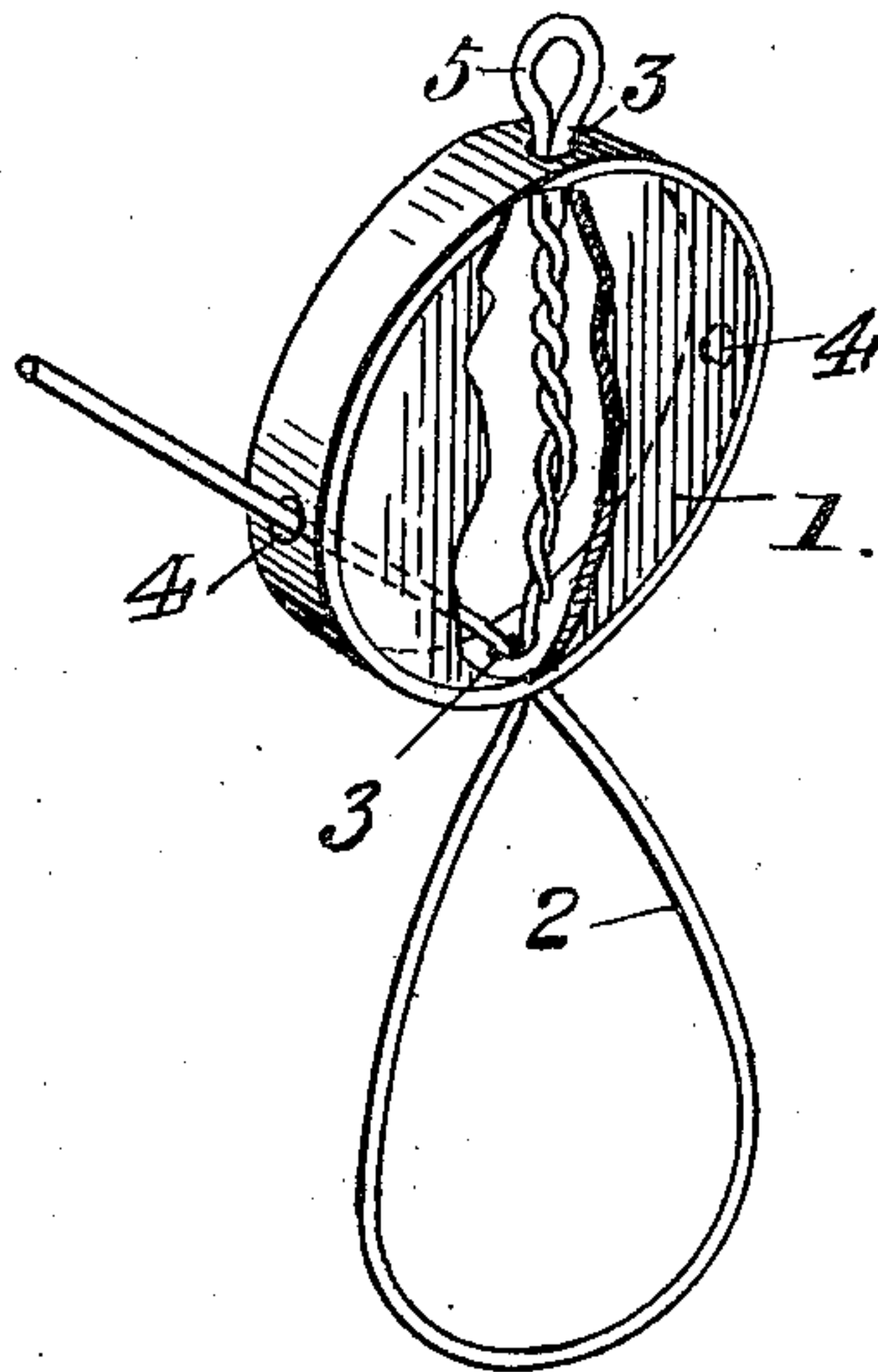
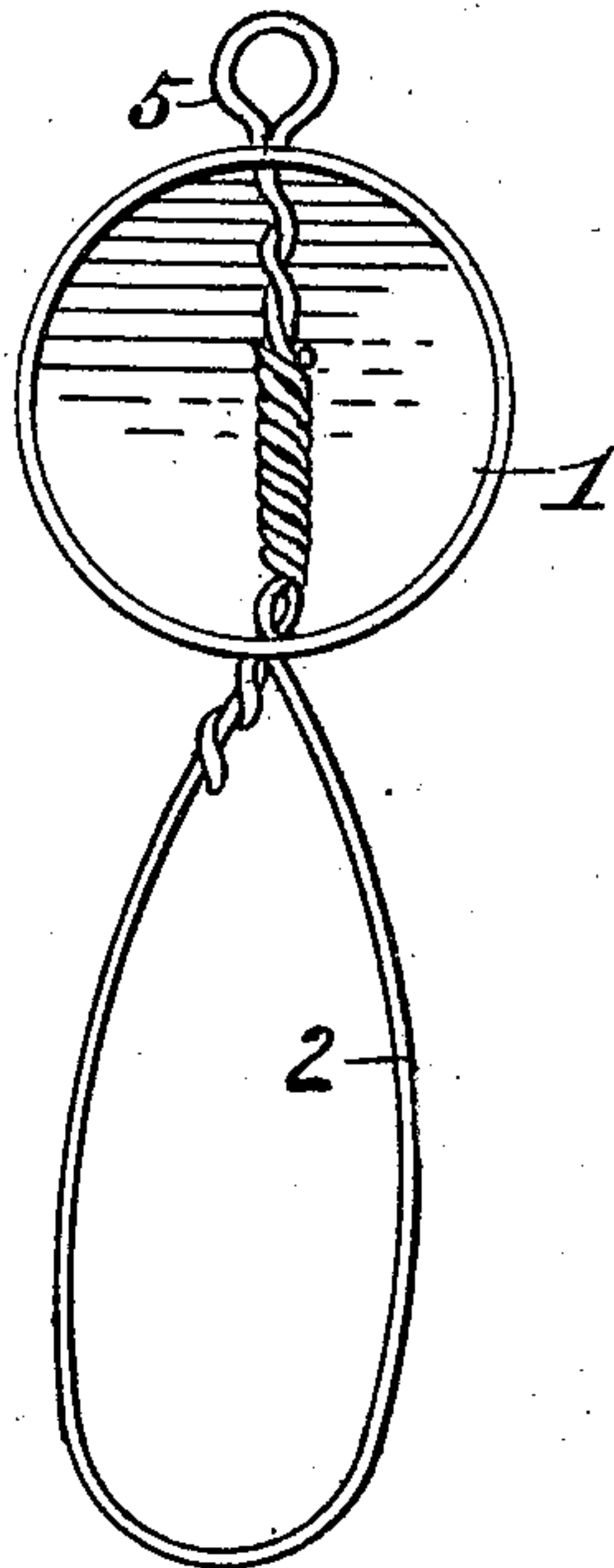


Fig. 3.



Witnesses:

*S. S. Burket*  
*Witness*

Inventor:

*Louis S. Flatau,*

By

*San Ruyger & Co.*  
Attorneys

No. 862,149.

PATENTED AUG. 6, 1907.

L. S. FLATAU.  
SHACKLE SEAL.

APPLICATION FILED NOV. 5, 1906.

2 SHEETS—SHEET 2.

Fig. 4.

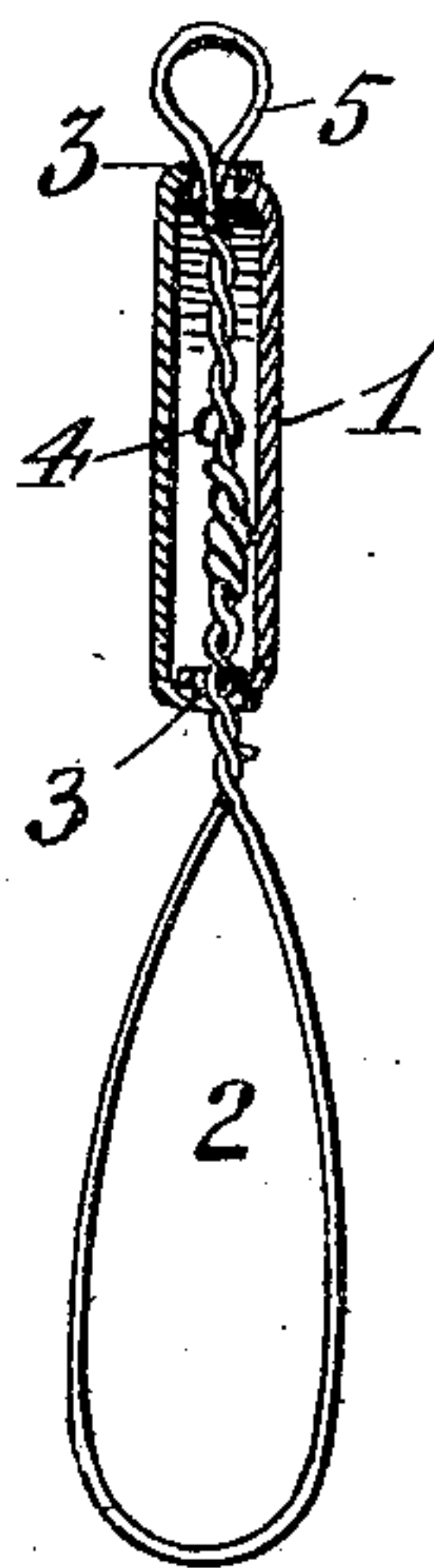


Fig. 5.

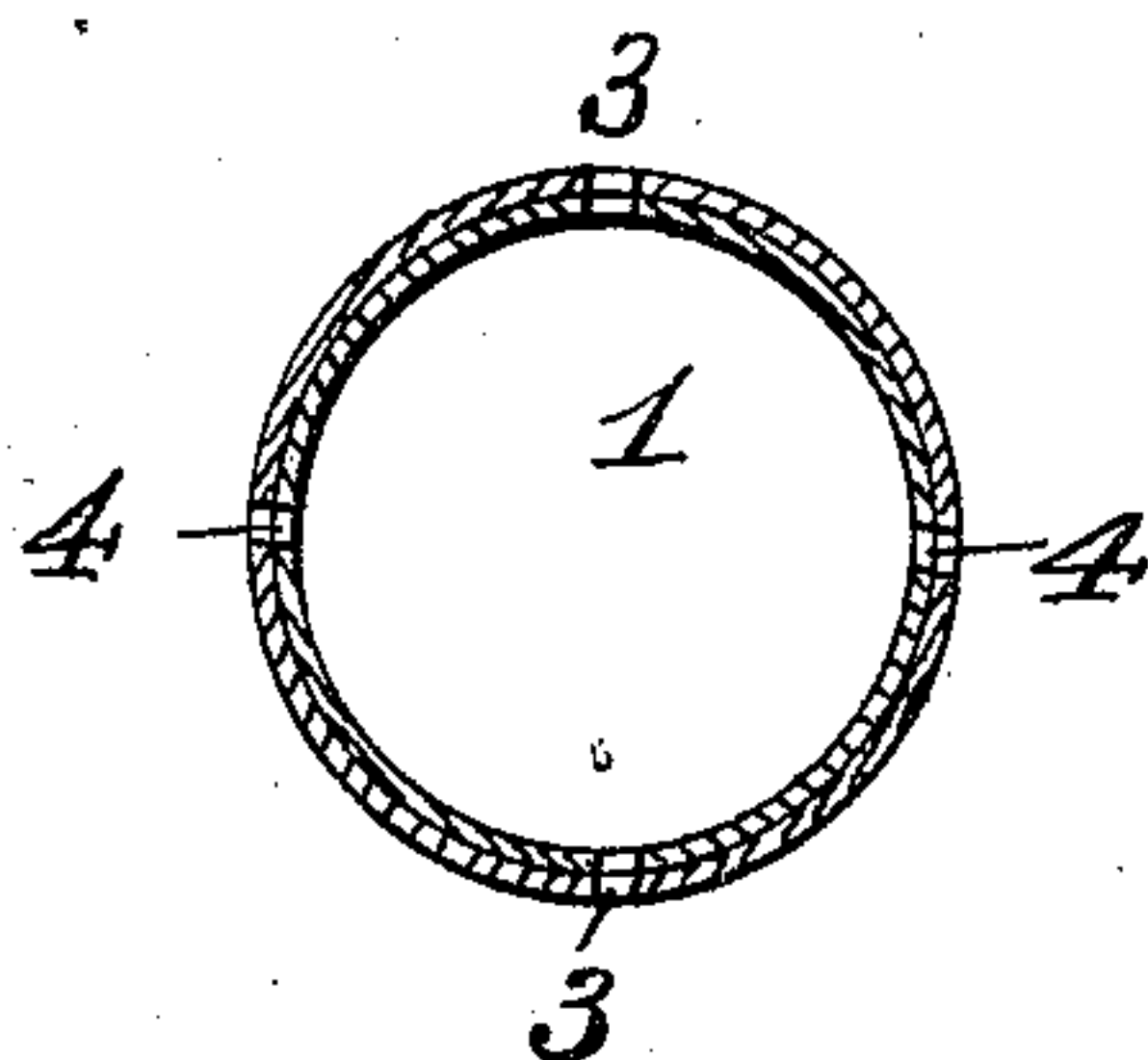
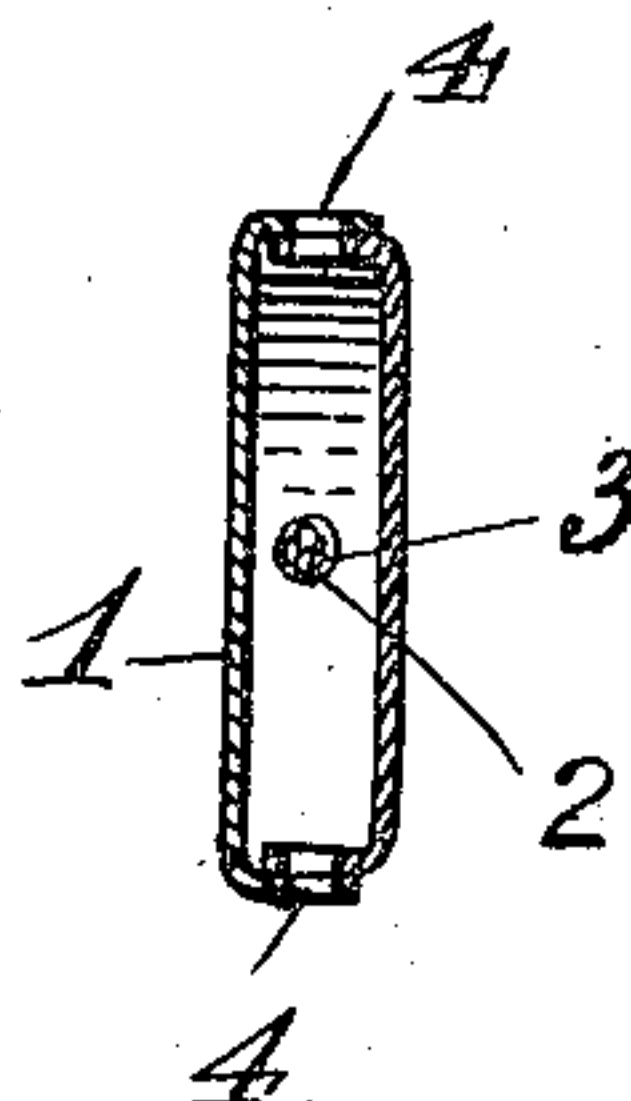


Fig. 6.

Witnesses:

L. L. Burkett.

J. M. Winter

Inventor:

Louis S. Flatau,

J. Louis Bagge & Co.,  
Attorneys.



# UNITED STATES PATENT OFFICE.

LOUIS S. FLATAU, OF ST. LOUIS, MISSOURI, ASSIGNOR OF ONE-HALF TO JOHN P. GRUET, JR.,  
OF ST. LOUIS, MISSOURI.

## SHACKLE-SEAL.

No. 862,149.

Specification of Letters Patent.

Patented Aug. 6, 1907.

Application filed November 5, 1906. Serial No. 342,095.

To all whom it may concern:

Be it known that I, LOUIS S. FLATAU, a citizen of the United States, residing at St. Louis, in the county of St. Louis City and State of Missouri, have invented certain new and useful Improvements in Shackle-Seals, of which the following is a specification.

My invention relates to improvements in shackle-seals. Its objects are to provide for the ready or expeditious application of the seal, more particularly with the use of ordinary wire for forming the shackle and to accomplish that end in a simple, effective and economic manner.

Said invention consists of certain features or instrumentalities substantially as hereinafter fully disclosed and specifically pointed out by the claims.

In the accompanying drawings illustrating the preferred embodiment of my invention—Figure 1 is a perspective view thereof in its final, effective position. Fig. 2 is a view showing it ready for “sealing” or fastening the wire. Fig. 3 is a view with one side of the seal-member removed. Fig. 4 is a vertical section produced through alining openings or apertures of the latter, and Fig. 5 is a section thereof produced at right angles to the plane of the aforesaid section and through the additional alining apertures thereof. Fig. 6 is a vertical section of the same taken through all of the alining apertures or openings of the seal-member.

In carrying out my invention, I suitably form a casing or seal-member 1 preferably of tin, and circular in its general outline, and which may be of the minimum cross-sectional area and lightness, and adapted to have imparted thereto any desired characters or initials suggestive of its ownership or other data; as is usual in this class of contrivances.

I prefer to form the shackle (2) for suitably suspending or applying the seal-member or device for use, of ordinary wire, in contradistinction to strip or flat metal commonly used, among other attaching media, for that purpose. In order to provide for utilizing such for forming the shackle as stated, I provide or make the casing or receptacle 1 for the reception of said wire shackle, with a number of alining apertures or openings 3, 4, preferably two in vertical alinement and two in lateral alinement, in the perimetric edge of said casing or seal-member, as clearly disclosed by a number of figures of the drawing, although only a single lateral aperture may be provided in lieu of two such apertures, as will presently be seen. Said shackle-wire 2, being preferably twisted or looped upon itself as at 5, is initially passed through alining apertures in the casing or seal-member 1 as at 3 and 4, as shown by Fig. 2 and then through the staple or eye and the hasp-opening of a car-door equipment for instance, or other object upon which it may be desired to use the device. The wire, being returned upon itself

is passed through one of said apertures as 4, alongside of the previously passed portion thereof, it then, however, being finally passed out through either of the lateral apertures or openings 3 or 4 with this end left suitably projecting therethrough. By now suitably turning the seal-member or casing continuously until the projecting end-portion of the wire disappears from view thereinto, said portion will be wound or twisted upon the previously twisted portion thereof within the seal-member thus resulting in effectively fastening together the thus formed wire-strands, as against the possibility of their separation and consequently of releasing or removing the seal-member, however much it may be turned or manipulated, making it necessary to break or destroy the latter in order to unseal the same.

It is obvious that the wire-shackle may be readily bent or folded upon the seal-member after assembling the same ready for use to guard against their separation one from the other or displacement, when shipping the same.

Among the many uses for which this seal may be used and localities where employed, the following may be enumerated: sealing and tying money or coin sacks for banks; mail-bags or pouches; meat-sacks from refrigerators wherein an authorized inspector seals the same; and all electric meters, also upon railroad box-cars.

The parts of the seal-member or closure are put together by machinery, being double-seamed as is common in making tin-articles, and said closure or seal-member may be made in suitable dimensions for the reception, as above intimated, of the required indicia, as for example, the name upon one side and any number upon the opposite side by means of steel or rubber letters, with ink, this latter being very commonly used in marking seals for railroad cars and other like purposes.

I claim—

1. A shackle-seal, comprising a seal-member or closure having opposite or alining apertures or openings and a lateral aperture and an attaching or shackle-wire adapted for passage through said alining apertures, with its returned portion passed through one of said alining apertures and then passed through said lateral aperture, said seal-member adapted to be manipulated for the twisting together of said wire upon itself.

2. A shackle-seal, comprising a seal-member or closure provided with vertically alining apertures and laterally alining apertures, and a shackle-wire passed through the first referred to alining apertures and looped upon itself, with its returned portion passed out through either of the alining lateral apertures, said seal-member adapted to be manipulated for twisting said wire upon itself.

In testimony whereof I have signed my name to this specification in the presence of two subscribing witnesses.

LOUIS S. FLATAU.

Witnesses:

T. J. HURLEY,  
O. L. BOSWELL.