

No. 861,426.

PATENTED JULY 30, 1907.

E. BELIEVEAU.  
HAIR CRIMPER.

APPLICATION FILED FEB. 18, 1907.

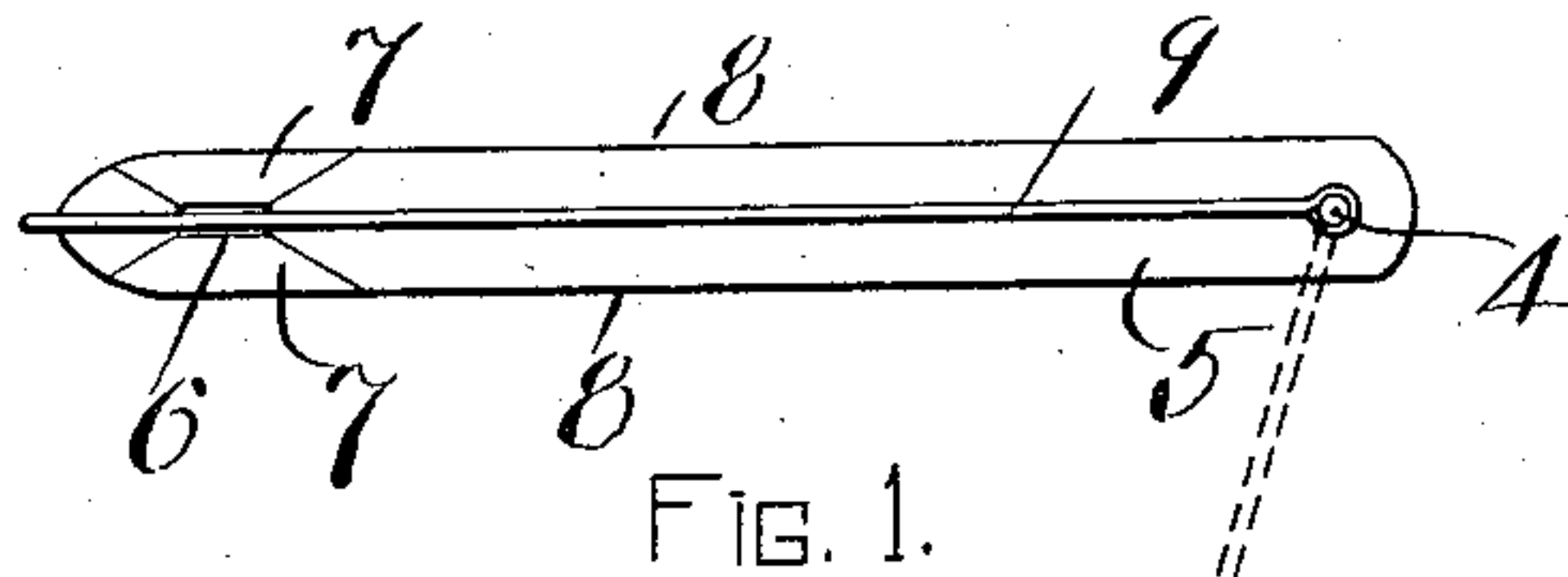


FIG. 1.

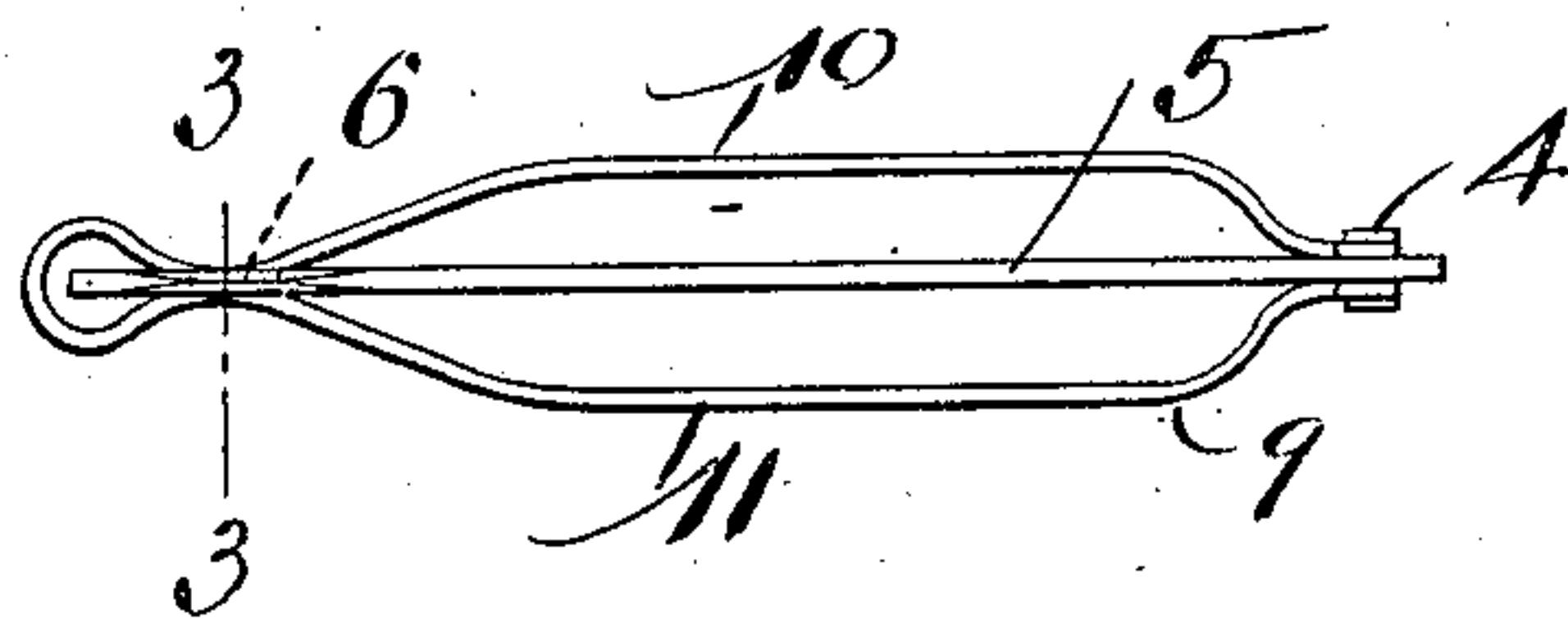


FIG. 2.




FIG. 3.

WITNESSES-

Franklin E. Low.

William C. Glass.

INVENTOR-

Elisabeth Believeau

by her attorney Charles S. Gooding.

# UNITED STATES PATENT OFFICE.

ELISABTH BELIEVEAU, OF LYNN, MASSACHUSETTS.

## HAIR-CRIMPER.

No. 861,426.

Specification of Letters Patent.

Patented July 30, 1907.

Application filed February 18, 1907. Serial No. 357,863.

*To all whom it may concern:*

Be it known that I, ELISABTH BELIEVEAU, a citizen of the United States, residing at Lynn, in the county of Essex and State of Massachusetts, have invented new and useful Improvements in Hair-Crimpers, of which the following is a specification.

The object of this invention is to provide a cheap, simple, and durable hair crimper or curler which may be quickly and easily attached to the hair in such a way as to crimp or curl the same.

The invention consists in the combination and arrangement of parts set forth in the following specification and particularly pointed out in the claims thereof.

Referring to the drawings: Figure 1 is a plan view of my improved hair crimper. Fig. 2 is a side elevation of the same. Fig. 3 is an enlarged section taken on line 3—3, Fig. 2.

Like numerals refer to like parts throughout the several views of the drawings.

In the drawings, 5 is a metal plate provided with a slot 6 extending longitudinally therethrough adjacent to the left hand end thereof, Figs. 1 and 2. The plate 5 is beveled upon opposite sides thereof at 7, 7 from the slot 6 toward the opposite edges 8, 8 of said plate 5. A wire bail or loop 9 has its free ends pivoted at 4 to the metal plate 5 at the opposite end from that in which said slot 6 is located. Said bail is formed preferably of wire and extends upon opposite sides of the plate 5 from the pivot 4 throughout the length of the plate 5 and around the end thereof adjacent to the slot 6. The opposite sides 10, 11 of said bail 9 are bent toward each other laterally thereof until they contact with each other as illustrated in Figs. 2 and 3. The object of the beveled portions 7, 7 upon the plate 5 is to enable the bail to be easily forced apart at the bent portions 10, 11 thereof so that said bent portions can snap into the slot 6, and after snapping

into said slot they are locked against accidental displacement therefrom.

The manner of using my improved hair crimper is as follows: The hair is first wound around the plate 5 when the bail is in the position illustrated in dotted lines, Fig. 1. The bail is then pushed over the hair and into the position illustrated in Figs. 1 and 2 in full lines, the bent portions 10, 11 of the bail 9 snapping into the slot 6 and thus becoming locked against accidental displacement. The amount of hair wound upon the plate 5 should only be sufficient to fill the spaces between the sides 10 and 11 of the bail 9 and the plate 5 as seen in Fig. 2. The hair is left a sufficient period of time to become curled or crimped upon the crimper. The bail is then turned upon its pivot until it becomes detached from the plate 5, is turned practically into the position illustrated in dotted lines, Fig. 1, and the plate is then withdrawn from the loop of curled hair. In detaching the bail from the slot, the opposite sides 10 and 11 of said bail are spread slightly apart until the bent portions of said bail are sprung out of the slot 6 leaving the bail free to be swung upon its pivot as hereinbefore described.

Having thus described my invention what I claim and desire by Letters Patent to secure is:

A hair crimper comprising a metal plate, provided with a longitudinal slot extending therethrough adjacent to one end thereof, said plate beveled to a sharp edge upon opposite sides of said slot, and a bail or loop, the free ends of said loop pivoted to said plate at the opposite end thereof from said slot the sides of said bail bent laterally thereof to contact with each other, said bent portions of said bail adapted to engage said slot.

In testimony whereof I have hereunto set my hand in presence of two subscribing witnesses.

ELISABTH BELIEVEAU.

Witnesses:

CHARLES S. GOODING,  
ANNIE J. DAILEY.