

No. 860,807.

PATENTED JULY 23, 1907.

A. KAHLOW.  
TRUNK.

APPLICATION FILED MAR. 1, 1907.

2 SHEETS—SHEET 1.

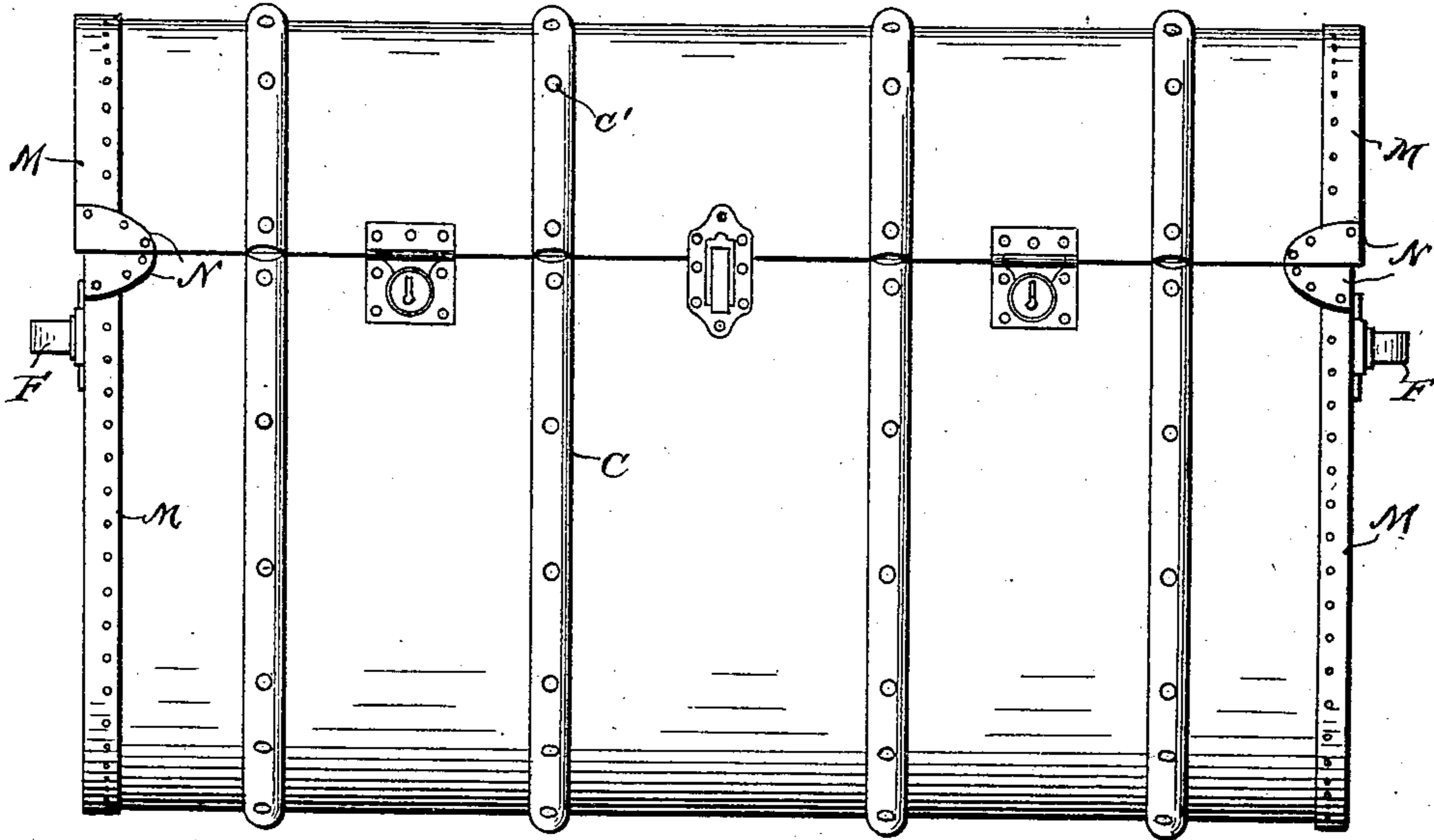


Fig. 1.

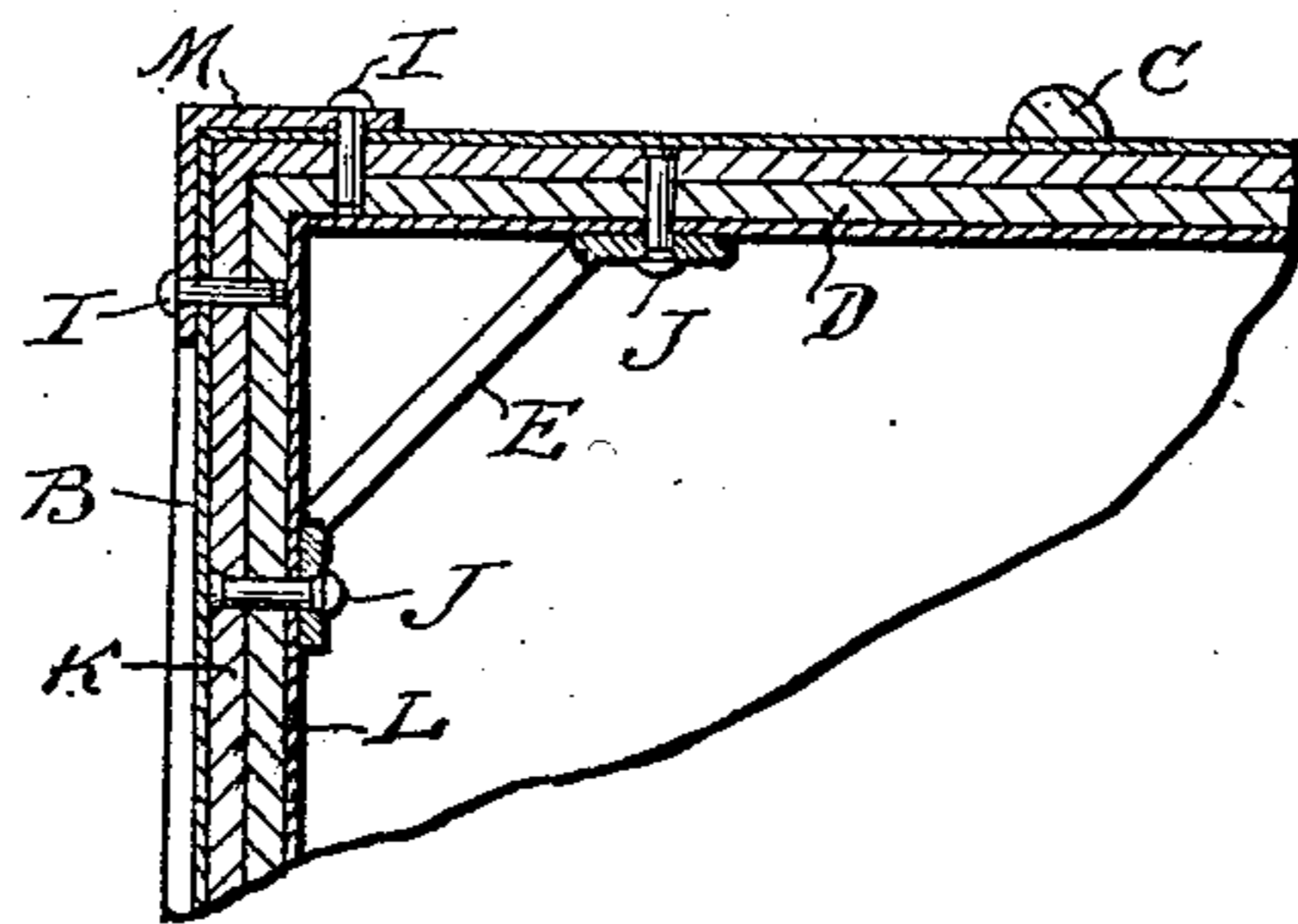


Fig. 4.

Arthur Kahlow

Inventor

Witnesses

M. Schmidt  
Geo. E. Jew

By

Wm. B. Sturges

Attorney

No. 860,807.

PATENTED JULY 23, 1907.

A. KAHLOW.

TRUNK.

APPLICATION FILED MAR. 1, 1907.

2 SHEETS—SHEET 2.

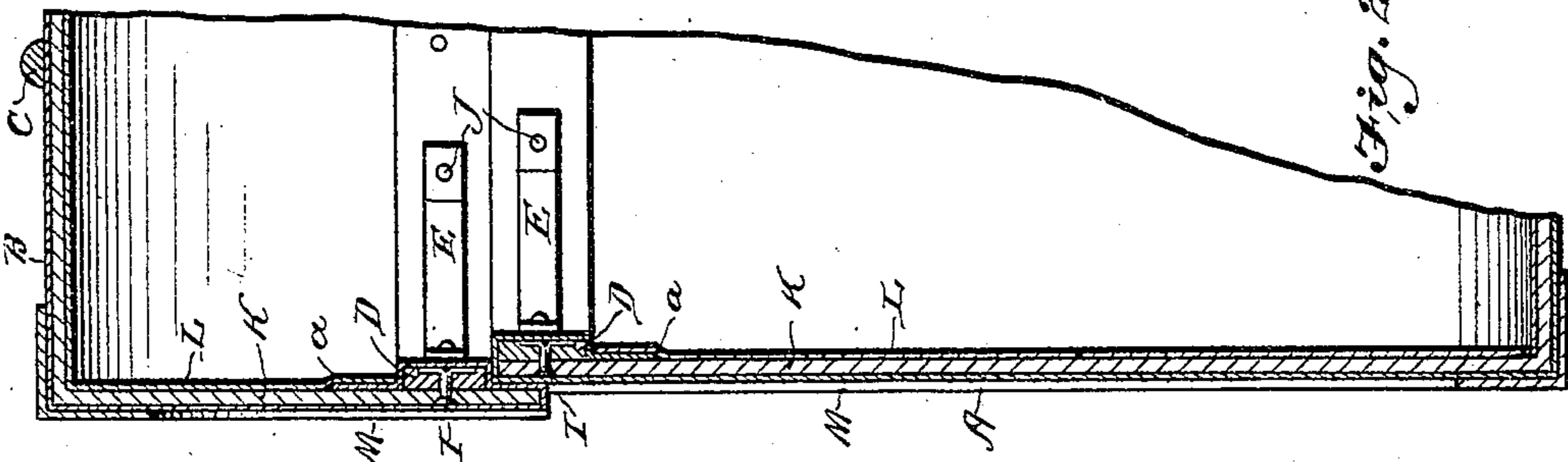
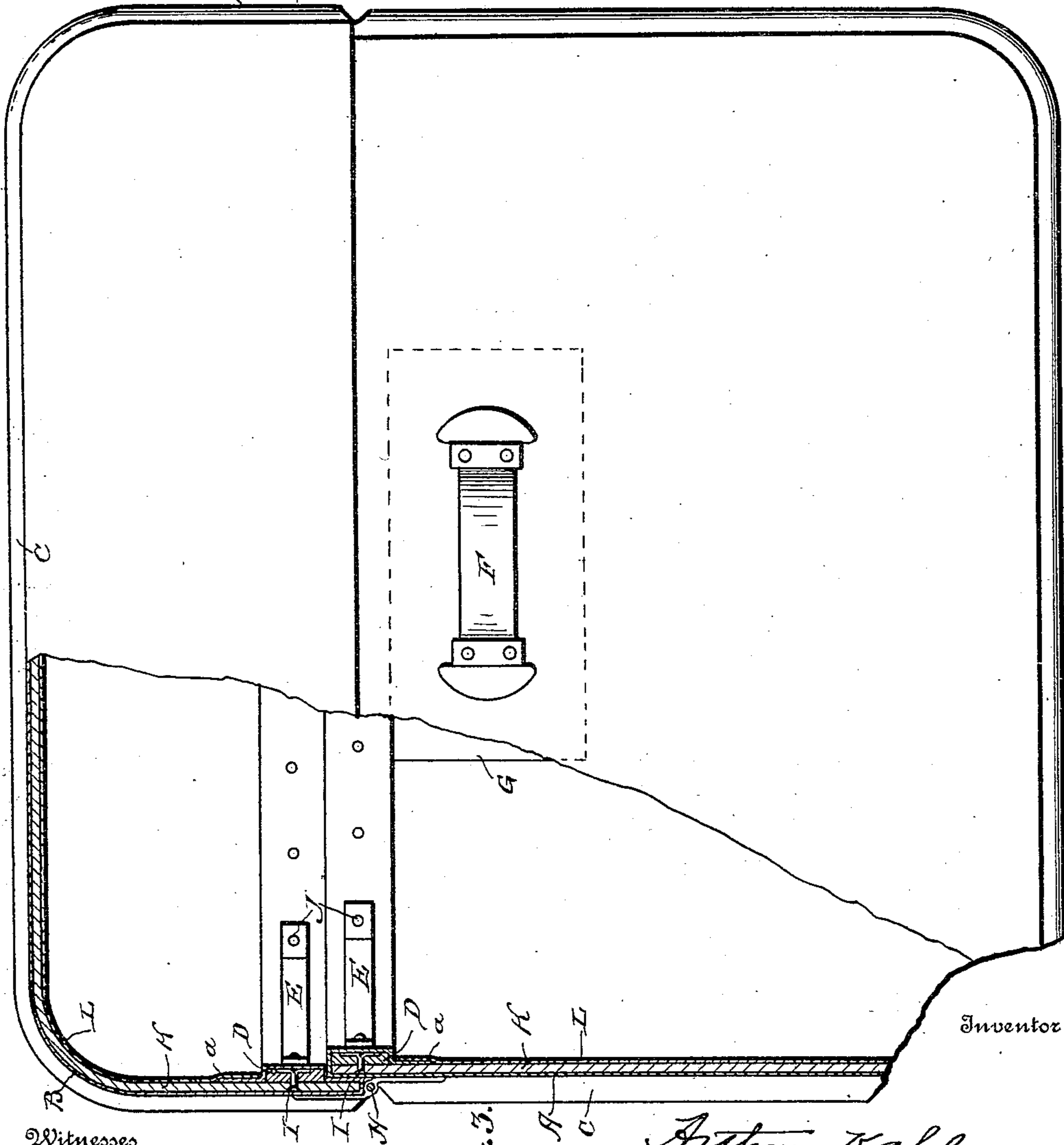


Fig. 2.



Inventor

Witnesses

M. Schmidt

Geo. E. Jew.

Fig. 3.

Arthur Kahlow

By

Milo B. Furmoko.

Attorney.

# UNITED STATES PATENT OFFICE.

ARTHUR KAHLOW, OF CHICAGO, ILLINOIS.

## TRUNK.

No. 860,807.

Specification of Letters Patent.

Patented July 23, 1907.

Application filed March 1, 1907. Serial No. 359,958.

*To all whom it may concern.*

Be it known that I, ARTHUR KAHLOW, a subject of the Emperor of Germany, residing at Chicago, in the county of Cook and State of Illinois, have invented certain new and useful Improvements in Trunks, of which the following is a specification.

This invention relates to trunks, and has for its object to improve the general construction thereof with intent to produce a strong and stout structure capable of withstanding the rough usage to which such articles are subjected.

The invention is improved particularly with respect to the trunk frame and with respect to the means for attaching the various parts of the same together.

In the accompanying drawings, Figure 1 is a front elevation of the trunk. Fig. 2 is a partial vertical longitudinal section. Fig. 3 is an elevation, partly in section. Fig. 4 is a horizontal section in detail of one corner.

Referring specifically to the drawings, the body or box of the trunk is made up of a wall, K, of wood fiber or similar material, provided on the outside with a cover A of canvas or the like and on the inside with a lining L of duck or other fabric. The lid is hinged to the body as at H, and is constructed in substantially the same way as the box, having a wall K of wood fiber, an outer cover B and an inner lining L. Both the cover and the box are provided on the outside with strengthening ribs C, of bent wood, said ribs being secured to the wall of the trunk by means of rivets *c'*. The ribs extend around crosswise of the trunk.

The end corners of the trunk are protected by angle irons M and corner pieces N. Each angle iron M is made in one piece, extending around all three sides of the corner. The handles F, at the ends, are connected through the end walls, by means of rivets, to

plates G, preferably made of steel or other metal, and set within the wooden end walls.

The edges or rims of the box and the cover are strengthened and supported by the inner frames D which are riveted to the walls K by the rivets I. These frames are strengthened at the corners by diagonal braces E, secured by rivets J. The outer coverings A and B of the box and lid, respectively, are continued and folded over the rim or edge of the box and lid, as clearly indicated in Figs. 2 and 3, and around the frames D, the edge being cemented under the edge of the lining L, as indicated at *a*. The outer cover is thus fastened on the inside of the box so that no seams or joints are exposed, and the construction assists in retaining or holding the wall and frames D together. The frame D of the box is placed flush or even with the edge of the box. The frame D of the lid is set up a short distance from the edge of the lid, so as to form the valances. A very stout joint is thus formed between the box and lid, which serves to fully prevent strain upon the hinges and fastenings.

I claim:

1. A trunk having a box provided with a strengthening frame extending around within the edge thereof, and a lid provided with an inner strengthening frame extending around the sides and ends thereof, and angular braces extending across the corners within the box and the lid and secured at the ends to said frames.

2. A trunk having an inner strengthening frame extending around within the edge of the box thereof, and an outside cover on the box, and folded over the edge thereof and over the said frame and fastened within the box.

In testimony whereof I affix my signature, in presence of two witnesses.

ARTHUR KAHLOW.

Witnesses:

FLORENCE HENDERSON,  
H. G. BATCHELOR.