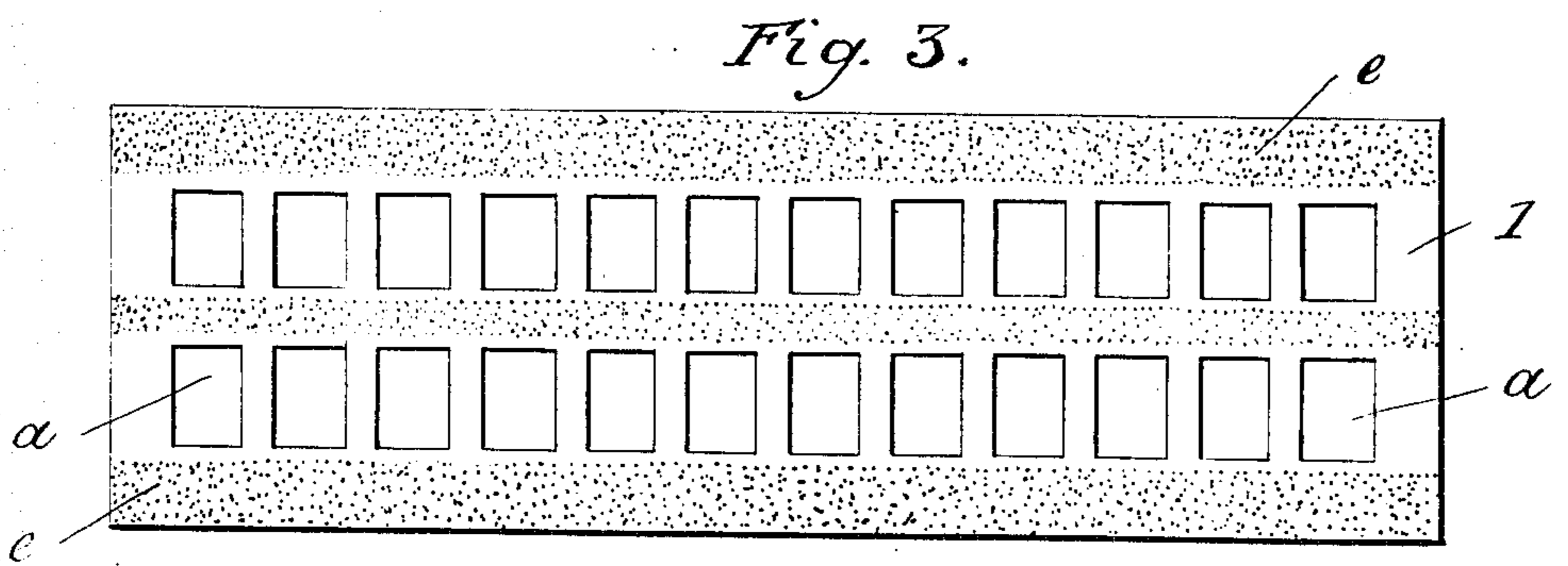
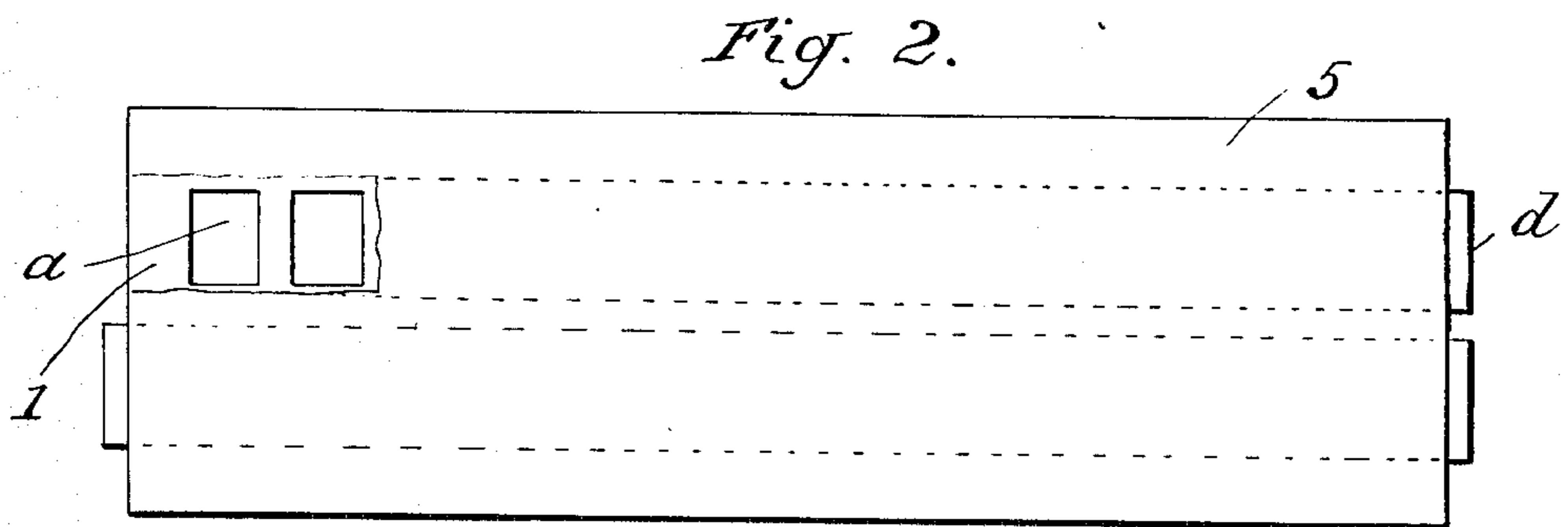
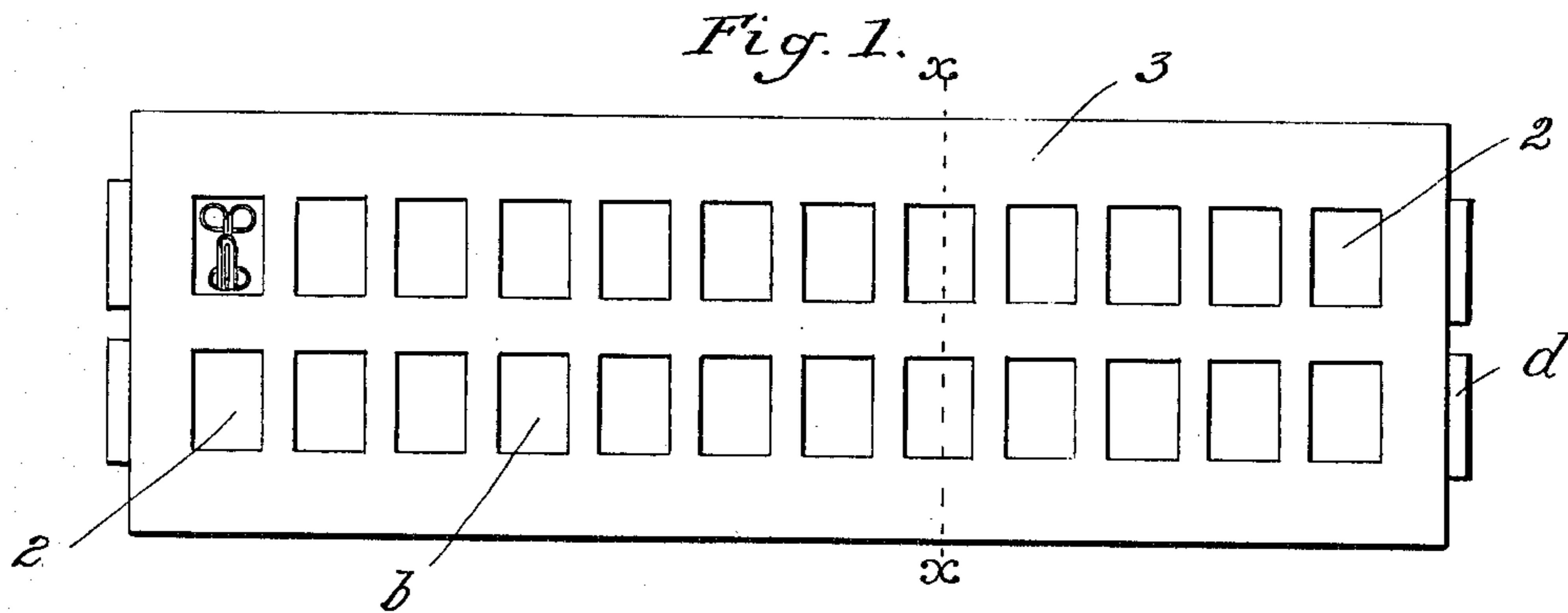


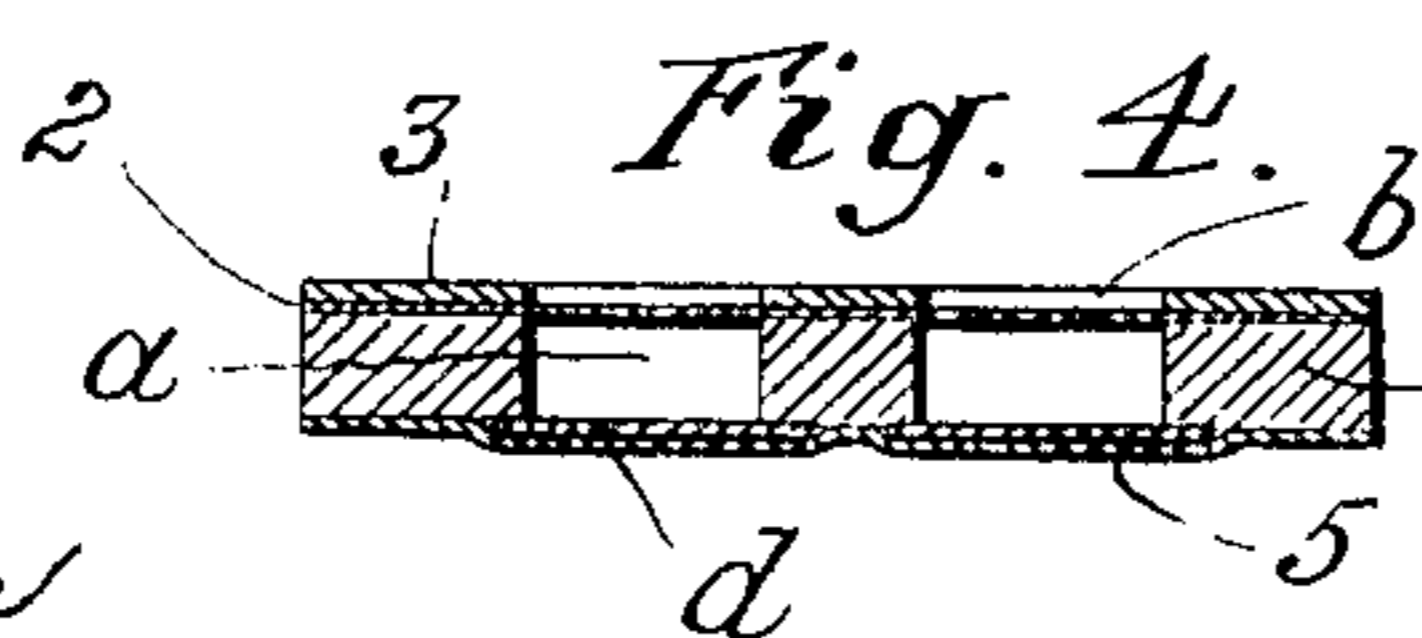
No. 860,535.

PATENTED JULY 16, 1907.

J. C. DIAMENT.
DISPLAY RECEPTACLE FOR SMALL ARTICLES.
APPLICATION FILED DEC. 7, 1906.



Witnesses:
H. Findlay French.
Elwood Bozman



Inventor:
John C. Diamant,
by G. H. T. Howard,
Attor.

UNITED STATES PATENT OFFICE.

JOHN C. DIAMENT, OF CEDARVILLE, NEW JERSEY.

DISPLAY-RECEPTACLE FOR SMALL ARTICLES.

No. 860,535.

Specification of Letters Patent.

Patented July 16, 1907.

Application filed December 7, 1906. Serial No. 346,717.

To all whom it may concern:

Be it known that I, JOHN C. DIAMENT, of Cedarville, in the county of Cumberland and State of New Jersey, have invented certain Improvements in Display-Receptacles for Small Articles, of which the following is a specification.

The said invention, briefly stated, consists in a card provided with a series of holes of any desired shape which extend through the card and are covered at one side by a transparent substance, and at the other side with a material which may be torn away to give access to one or more of the holes for the removal of their contents.

The device constructed as described, embraces a system of closed pockets the contents of which can be inspected without disturbing them, and constitutes a convenient means for retaining small articles such for instance, as dress hooks and eyes, free from dust and the air, and which may be easily and readily removed from the underside of the card without disfiguring the glazed or transparent upper surface thereof.

In the further description of the said invention which follows, reference is made to the accompanying drawing forming a part hereof, and in which,—

Figure 1 is a view of the display receptacle as seen from the top or front. Fig. 2 is an underside view of the same, showing two of the pockets opened for the removal of their contents. Fig. 3 is also an underside view, differing however, from Fig. 2 in that the card is shown before the material which closes the pockets at the bottom, is applied thereto. Fig. 4 is a section of Fig. 1 taken on the dotted line $x-x$.

Referring now to the drawing, 1 is a card provided with a multiplicity of holes a which ultimately constitute pockets for the retention of the articles to be displayed. Over the upper surface of the perforated card 1 is fastened a sheet of transparent material 2, such for instance as gelatin or celluloid, and over it a sheet 3 of say, paper or bristol board, provided with holes b which register with the holes a in the card 1. The sheets 2 and 3 can be attached to the card 1 in any suitable manner, but it is preferred to use a suitable adhesive for the purpose. The holes a in the card 1 are closed at the bottom by a sheet of paper

5, and in order that the said sheet may be attached to the underside of the card and yet admit of the pockets being easily opened, it is pasted only longitudinally between the rows of pockets and the portions of the card which are laterally exterior of the pockets, as shown by the stippled surfaces c in Fig. 3. With this arrangement, the bottom sheet 5 can be torn from the card in strips having a width a little greater than the lateral width of the pockets, thus disclosing such pockets only which are to be emptied of their contents. In Fig. 2 the strip torn away is shown as of such length as to open two pockets, the other pockets being still closed.

To facilitate tearing the sheet 5 when the same covers the pockets, ribbons d preferably of paper, and of such length as to extend beyond the ends of the card and thereby give finger hold, are pasted to the underside of the said sheet, as shown in Figs. 1 and 2. It will be understood that the width of the strips torn from the sheet 5 will practically correspond with the distance between the adhesive surfaces of the card, as shown in Fig. 2.

I claim as my invention:—

1. A display receptacle for small articles, which consists in a card having holes therein which extend through the card and are arranged in rows, having on one side thereof an attached sheet of transparent material, and over it a sheet of paper having holes therein which register with the holes in the card and on the other side a sheet of paper which is attached to the card only between the rows of holes, whereby strips of the said sheet which cover the said holes can be torn away to disclose their contents, substantially as specified.

2. A display receptacle for small articles, which consists in a card having holes therein which extend through the card and are arranged in rows, having on one side thereof an attached sheet of transparent material, and on the other side a sheet of paper which is attached to the card only between the rows of holes, whereby strips of the said sheet which cover the said holes can be torn away to disclose their contents, the parts of the said sheet of paper to be torn off, backed with ribbons which extend beyond the edge of the card, substantially as specified.

JOHN C. DIAMENT.

Witnesses:

EDWIN R. LANING,

ALBERT R. McALLISTER.