

No. 860,111.

PATENTED JULY 16, 1907.

W. E. WRIGHT.
SANITARY PAD.
APPLICATION FILED OCT. 2, 1906.

FIG. 1

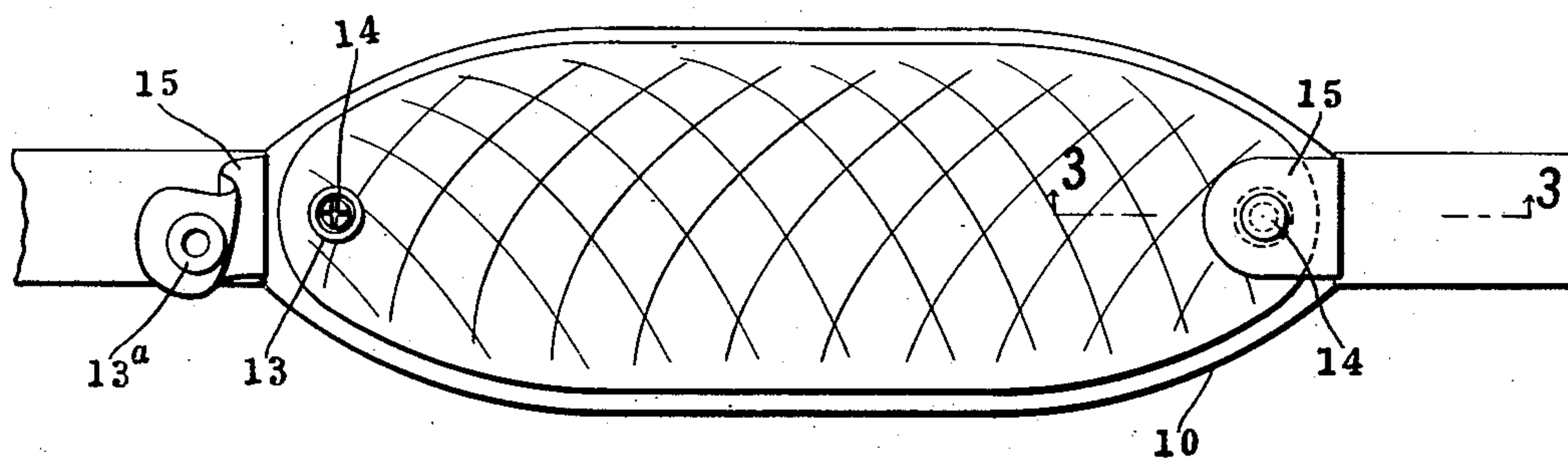


FIG. 2

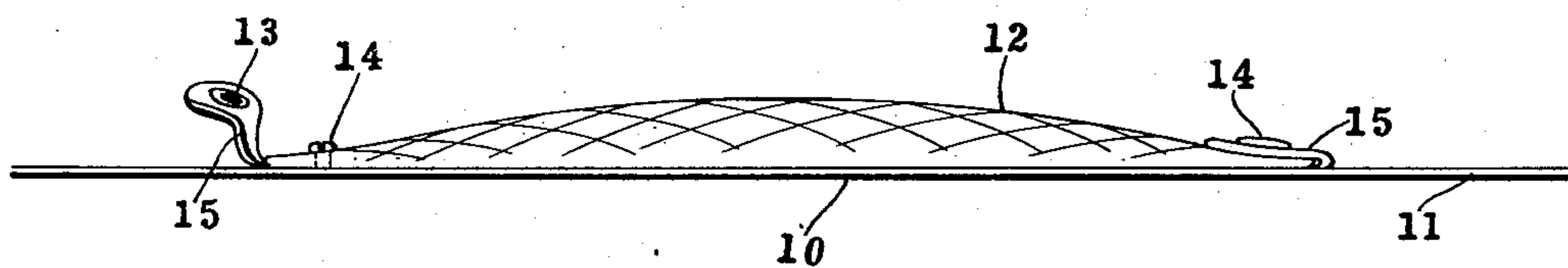
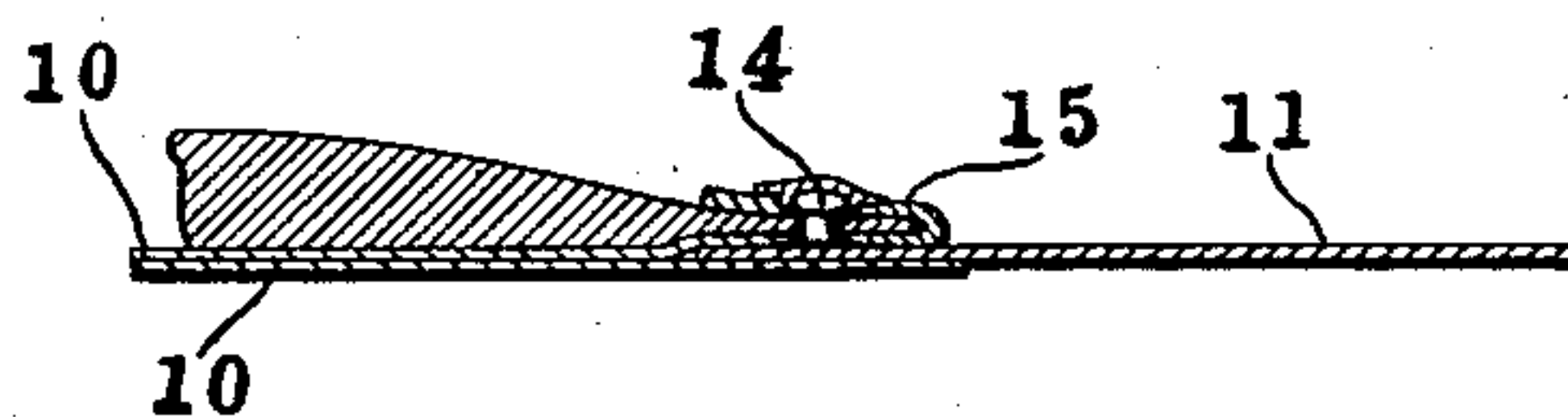


FIG. 3



Witnesses
M. J. O'Donnell
Frank L. Huber.

William E. Wright, Inventor
By his Attorney W. B. Hutchinson.

UNITED STATES PATENT OFFICE.

WILLIAM E. WRIGHT, OF NEWARK, NEW JERSEY.

SANITARY PAD.

No. 860,111.

Specification of Letters Patent.

Patented July 16, 1907.

Application filed October 2, 1906. Serial No. 337,050.

To all whom it may concern:

Be it known that I, WILLIAM E. WRIGHT, of the city of Newark, county of Essex, State of New Jersey, have invented a new and useful Improvement in Sanitary Pads, of which the following is a full, clear, and exact description.

My invention relates to improvements in sanitary or catamenial pads or bandages such as are adapted to be worn by a woman during the period of menstruation.

10 The object of my invention is to provide a cheap and simple pad which is unusually absorbent, which can be worn without discomfort and which can be instantly and easily attached to or removed from the strap which forms the support and backing for the pad.

15 To carry out this idea I make the body of the pad of corn pith such as is found in corn stalks and cobs and fasten the end portions of the pad to the strap by means of snap fasteners so that the pad can with the greatest ease be snapped to place or removed to make way for a
20 fresh pad.

With these ends in view, my invention consists of certain features of construction and combinations of parts which will be hereinafter described and claimed.

Reference is to be had to the accompanying drawings forming a part of this specification, in which similar
25 figures of reference indicate corresponding parts in all the views.

Figure 1 is a plan view of the device embodying my invention; Fig. 2 is a side or edge view thereof;
30 and Fig. 3 is a section on the line 3—3 of Fig. 1.

The strap 10 of cloth or other suitable material is a plain flat strap preferably of double thickness, and secured to its end portions are extensions 11 which can be attached to any usual or preferred form of supporting
35 belt.

The pad 12 which lies flat upon the strap 10 is of corn pith with a covering of cheese cloth or other suitable fab-

ric to give it shape. Near the ends of the pad are rings or eyelets 13, which slip on over the split spring fastener heads 14 which are secured to the strap or backing 10 and these heads are adapted to catch in the sockets 13^a in the tabs or strips 15, these being for convenience, extensions of the inner member of the strap or backing 10, but they can be separately attached if desired. 40 45

It will be noticed that the parts 13^a and 14 comprise a common form of snap fastener and that the thin ring or eyelet 13 is interposed between the two parts.

It is important to have a snap fastener for the pad as it enables the pad to be quickly applied or removed
50 when there might not be time or opportunity to adjust a more intricate or troublesome device.

It is also important to use corn pith because of its remarkable absorbent qualities.

I am aware that many devices of this nature have detachable pads, but it is the combination of the quick fastener and the remarkably absorbent pad that makes my invention different from and more desirable than the usual device. 55

Having thus fully described my invention, I claim
60 as new and desire to secure by Letters Patent,—

A device of the character described comprising a strap of double thickness, extensions secured to the strap between the thicknesses at opposite ends thereof, extensions formed on the ends of one of the thicknesses, a pad of corn pith on the strap, fasteners extending through one of the thicknesses of the strap and the pad at opposite ends thereof, when in applied position and means on the extensions of one of the thicknesses for engaging the fasteners to hold the pad against displacement, said extensions being bent back upon themselves longitudinally and passing over the ends of the pad. 65 70

WILLIAM E. WRIGHT.

Witnesses:

WARREN B. HUTCHINSON,
FRANK F. GROFF.