

No. 859,797.

PATENTED JULY 9, 1907.

W. S. BECHTOLD.
BARRETTE.

APPLICATION FILED NOV. 21, 1906.

Fig:3

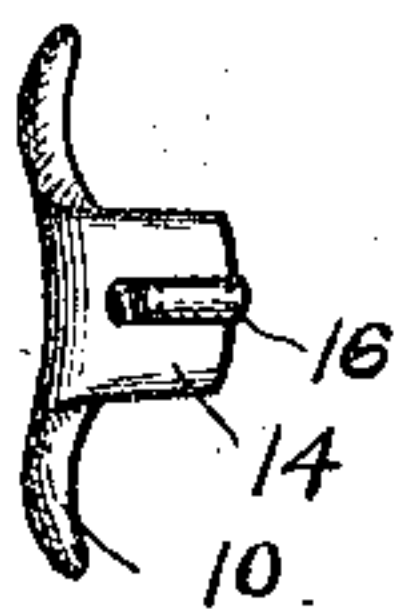


Fig:1

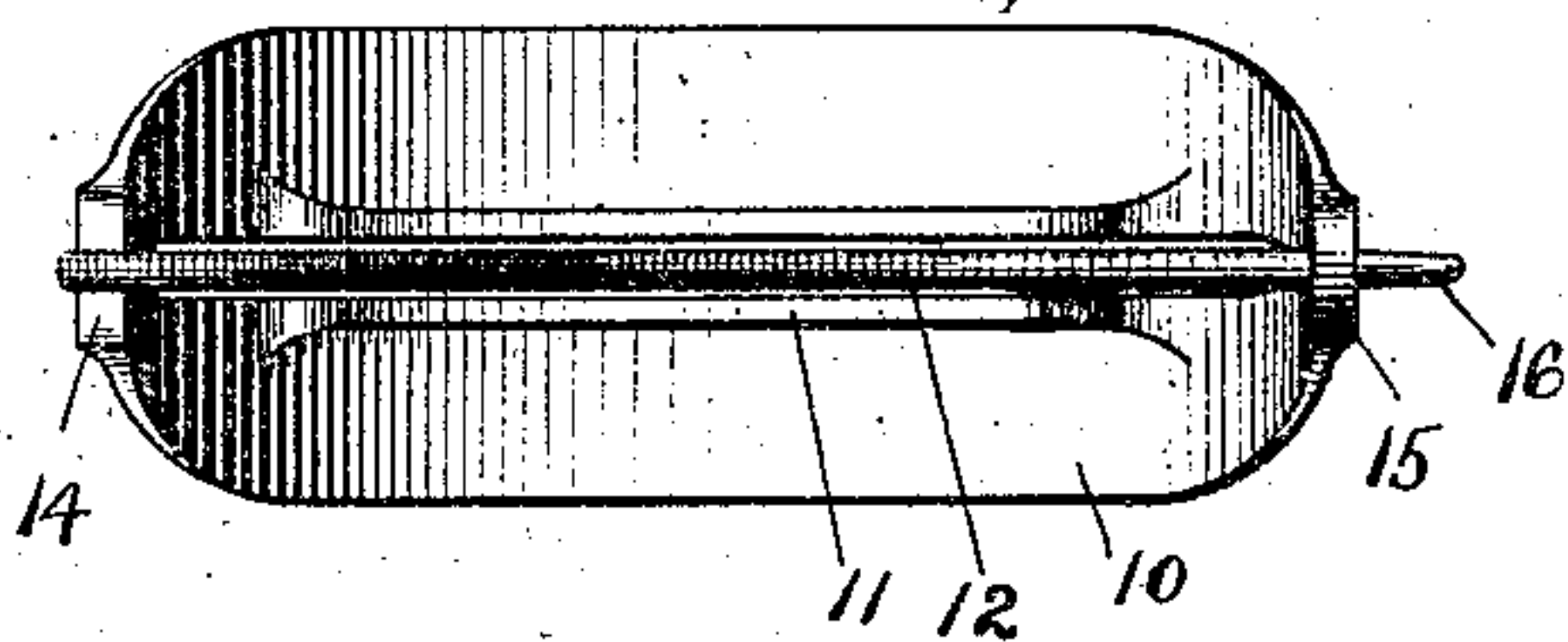


Fig:2

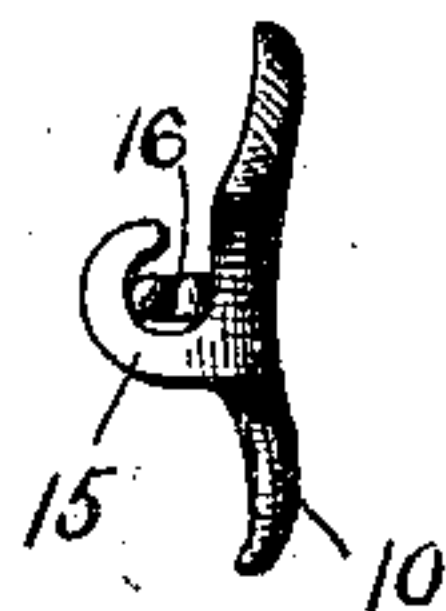


Fig:4

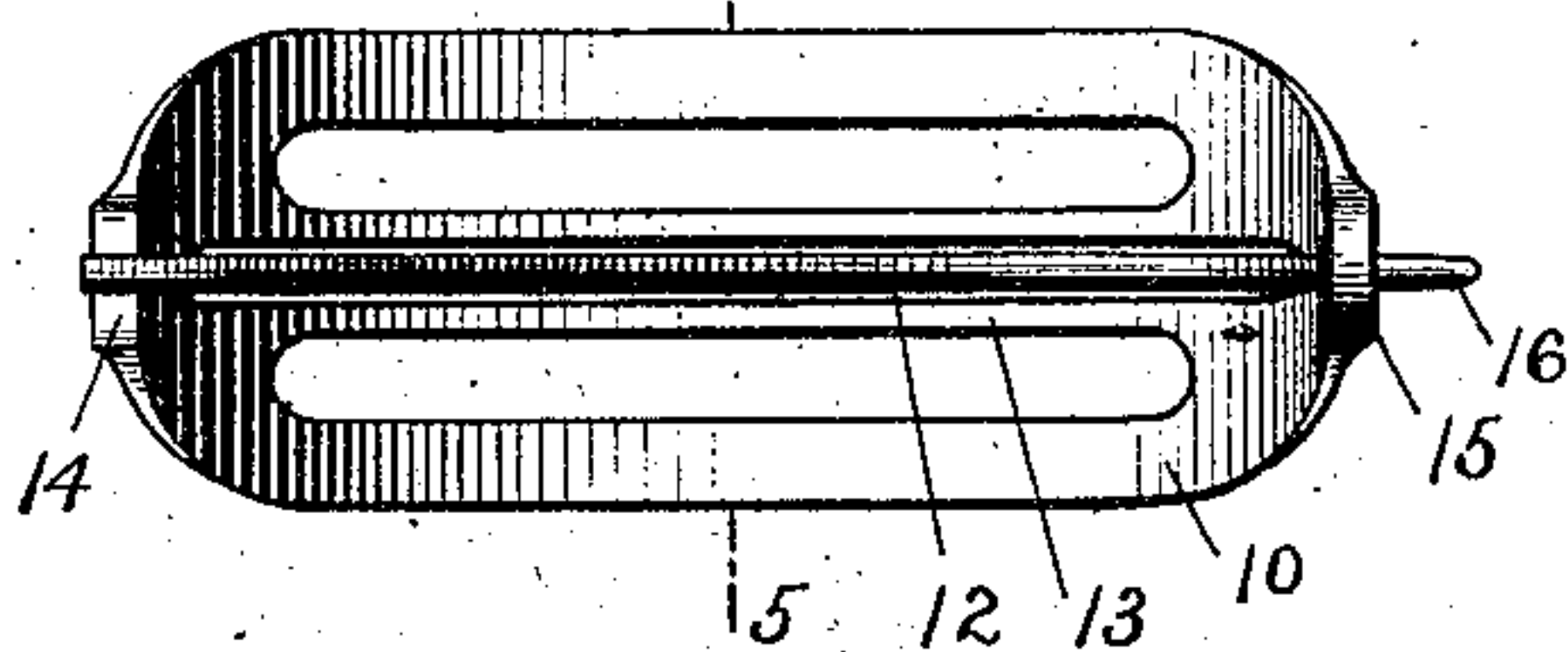


Fig:5

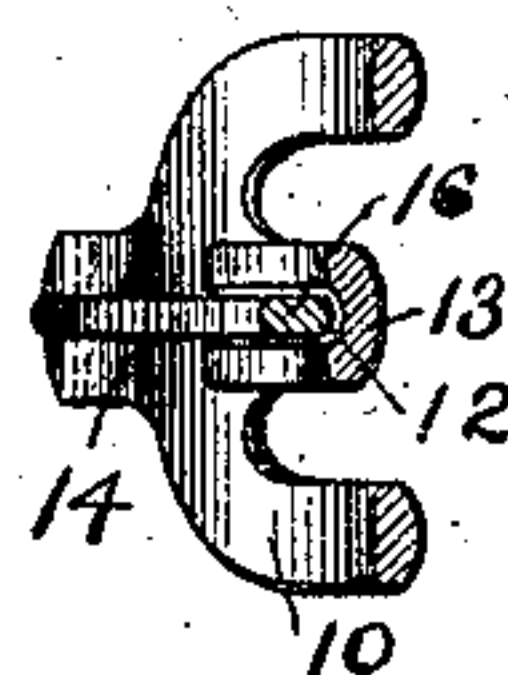


Fig:6




Fig:7

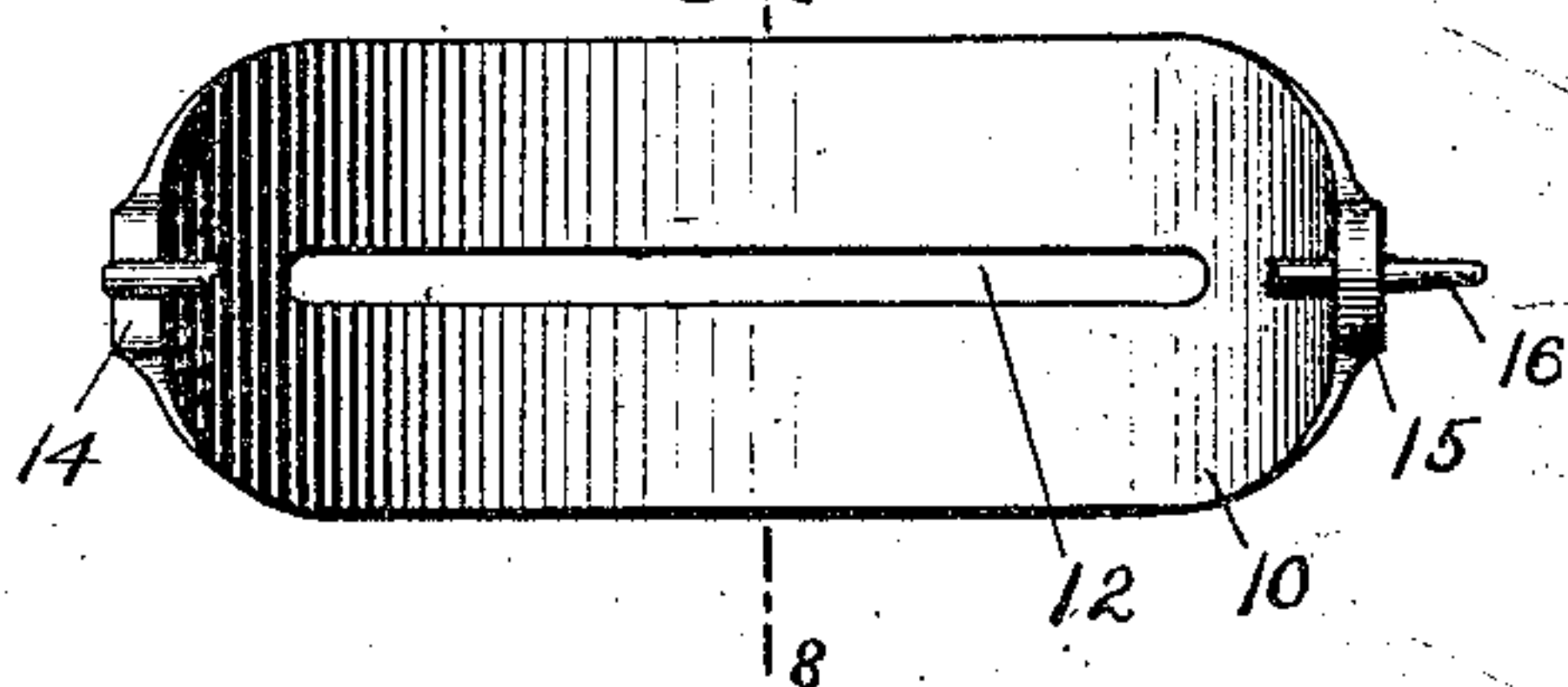


Fig:8

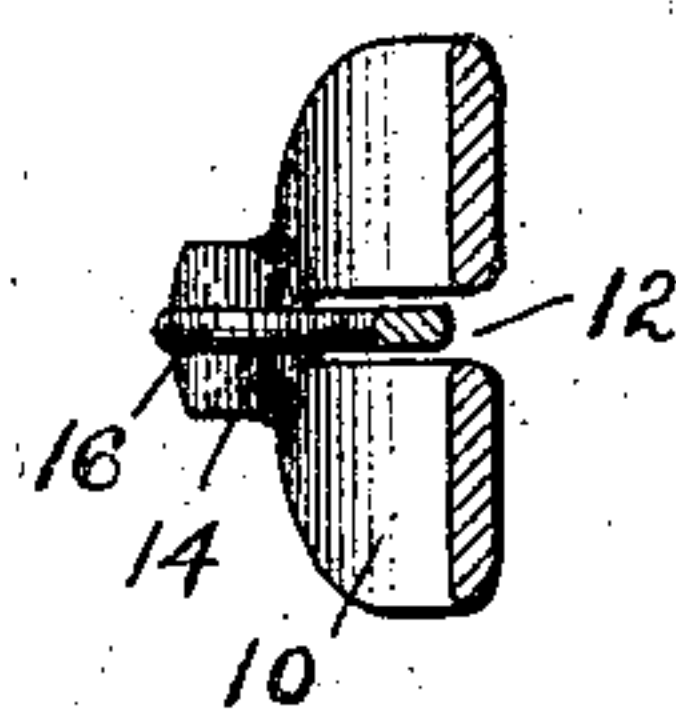


Fig:10



Fig:9



Fig:11



WITNESSES

Sally C. Yudizky.
A. Faber du Faur

William S. Bechtold INVENTOR

BY Redd P. Schuchert

ATTORNEY.

UNITED STATES PATENT OFFICE.

WILLIAM S. BECHTOLD, OF NEWARK, NEW JERSEY.

BARRETTE.

No. 859,797.

Specification of Letters Patent.

Patented July 9, 1907.

Application filed November 21, 1906. Serial No. 344,445.

To all whom it may concern:

Be it known that I, WILLIAM S. BECHTOLD, a citizen of the United States, and a resident of Newark, in the county of Essex and State of New Jersey, have invented certain new and useful Improvements in Barrettes, of which the following is a specification.

My invention relates to a novel bar-pin or barrette for keeping the hair tidy on a woman's head, and has for its object a barrette which will keep the loose and stray hair away from the neck and can be securely held within the hair.

For this purpose my invention consists of a barrette comprising a back or body portion, an abutment and means adapted to hold the hair against said abutment.

The nature of my invention will best be understood in connection with the accompanying drawings in which—

Figure 1 is a plan view of one form of barrette. Figs. 2 and 3 are end views of the barrette shown in Fig. 1. Figs. 4 to 11 are views illustrating various forms of my improved barrette.

Similar characters of reference designate corresponding parts throughout the several views.

Referring to the drawings, 10 indicates a frame of celluloid, tortoise shell or the like and forming the back or body portion of my improved hair retainer. Upon this back is a longitudinal abutment 11 which is preferably provided with a recess 12 in the form of a groove Figs. 1 to 6, or as a slot Figs. 7 and 8. This longitudinal abutment 11 may be of various forms as illustrated. In Figs. 4, 5 and 6 I have shown this abutment as a springy, concave cross-piece 13 integral with the frame 10 and provided with the recess or groove 12.

At one end of the frame 10 is provided a hinge piece 14 and at the other a hook 15. To said hinge piece is pivoted a tongue or pin 16 conforming to the cavity and adapted to be locked in said hook and to fit the said recess when so locked. This tongue or pin when locked in the hook 15 holds the hair in the recess 12 and presses it firmly against the abutment. The hair is thus firmly

locked and the barrette securely held thereby. The edges of the recess are preferably rounded to prevent the cutting of the hair.

I am aware that barrettes have been known in which a tongue or pin holds the hair between it and the back of the barrette as a sort of an abutment. This form, however, does not securely hold within the hair, whereas applicant's barrette by reason of a specially formed abutment and particularly in providing a recess therein, securely locks itself in the hair. I do not wish, however, to restrict myself to any particular construction of this recess nor to any particular shape of the back or body portion, or abutment.

I claim:

1. A barrette or hair retainer comprising a concave back or body portion provided at one end with a hinge piece, and at the other with a hook, a narrow tongue or pin composed of a single piece pivoted to said hinge piece and conforming to the concavity of the back, a narrow recess slightly wider than the width of the tongue in said back the edges of which form a longitudinal abutment, the said tongue being adapted to fit said recess and when locked in said hook to hold the hair in said recess and against said abutment.

2. A barrette or hair retainer comprising a concave back or body portion provided at the end with a hinge piece and at the other with a hook, a narrow tongue or pin composed of a single piece pivoted to said hinge piece and conforming to the concavity of the back, a groove slightly wider than the width of the tongue in said back forming a longitudinal abutment, the said tongue being adapted to fit said groove and when locked in said hook to hold the hair in said groove and against said abutment.

3. A barrette or hair retainer comprising a back or body portion provided with a recessed, longitudinal, concave, springy abutment integral therewith; and a tongue or pin pivotally connected to said back, adapted to fit said recess and to hold the hair against said abutment and in said recess.

Signed at Newark, in the county of Essex, and State of New Jersey, this 19th day of November, A. D. 1906.

WILLIAM S. BECHTOLD.

Witnesses:

FRED'K F. SCHUETZ,
SALLY O. YUDIZKY.