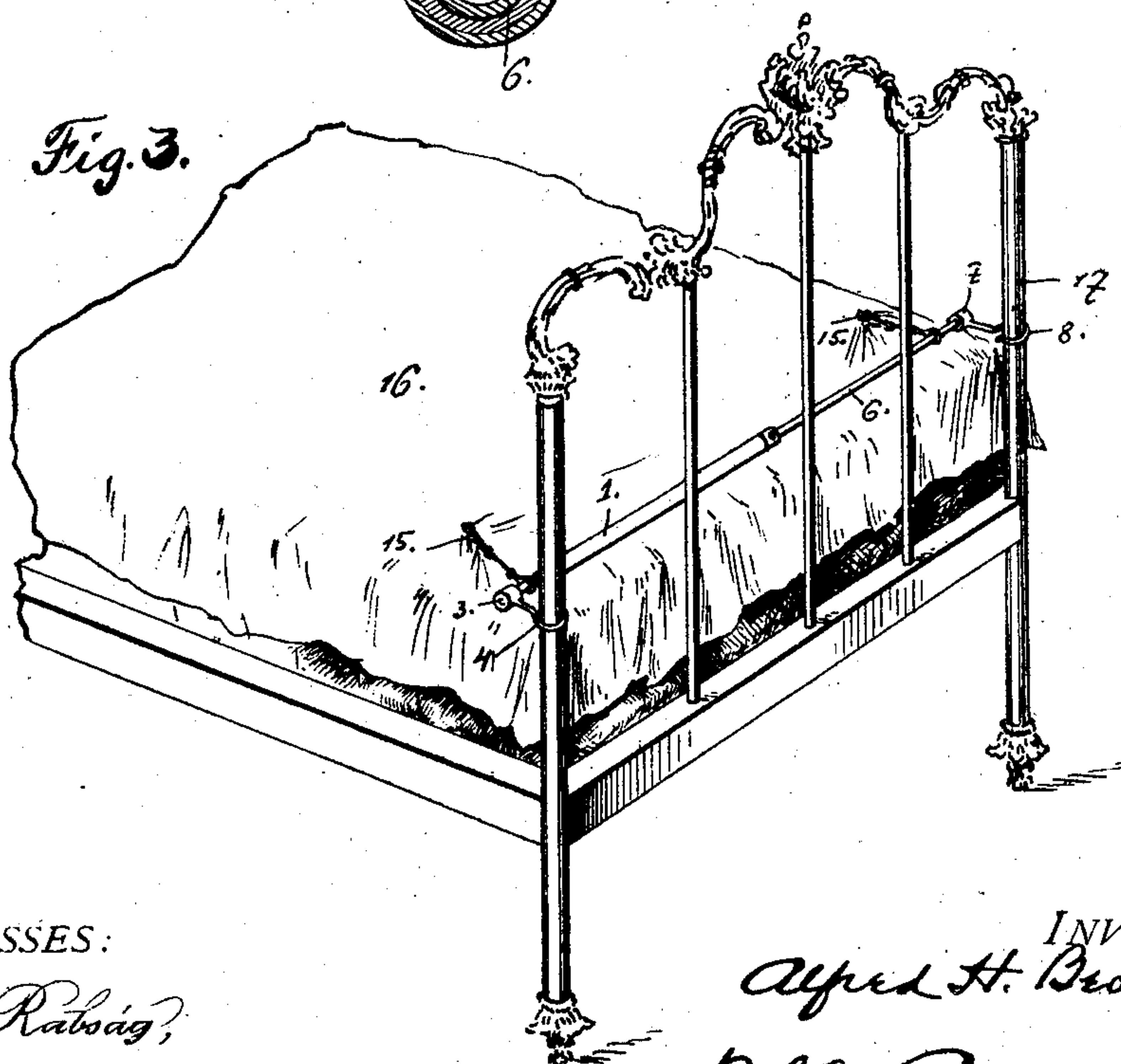
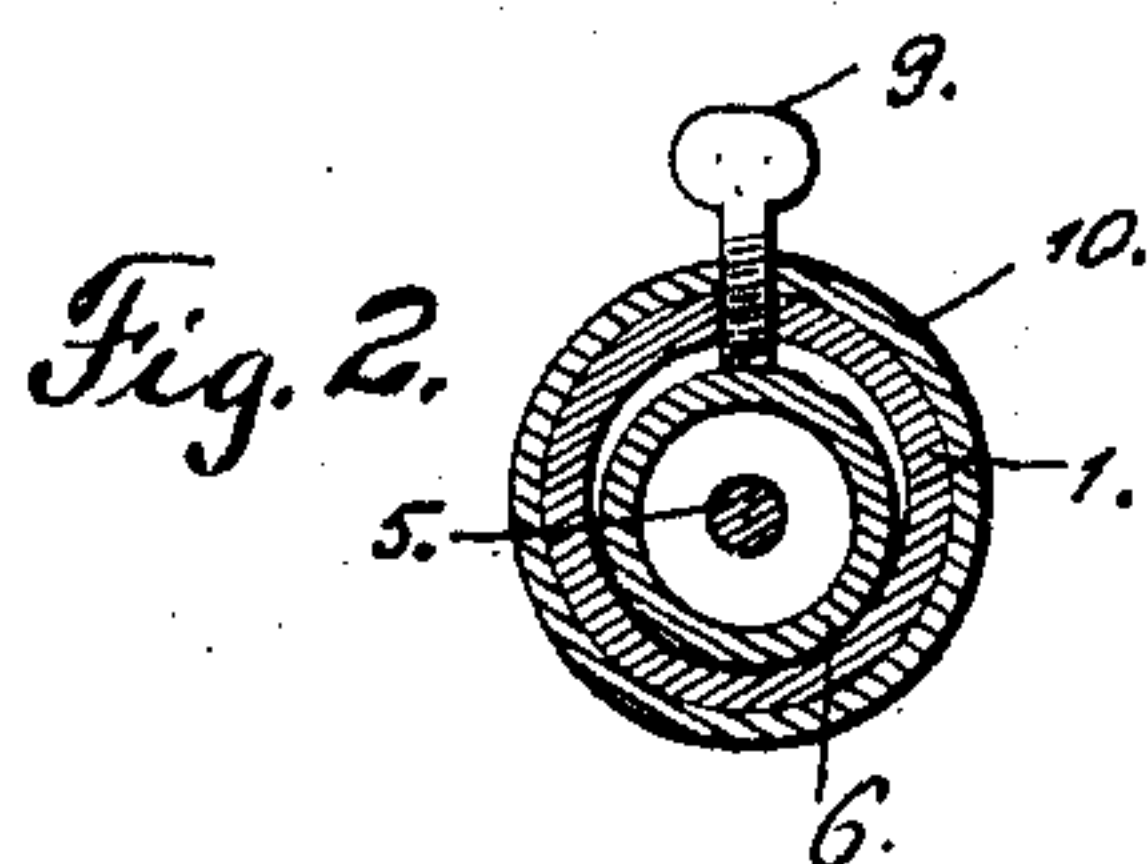
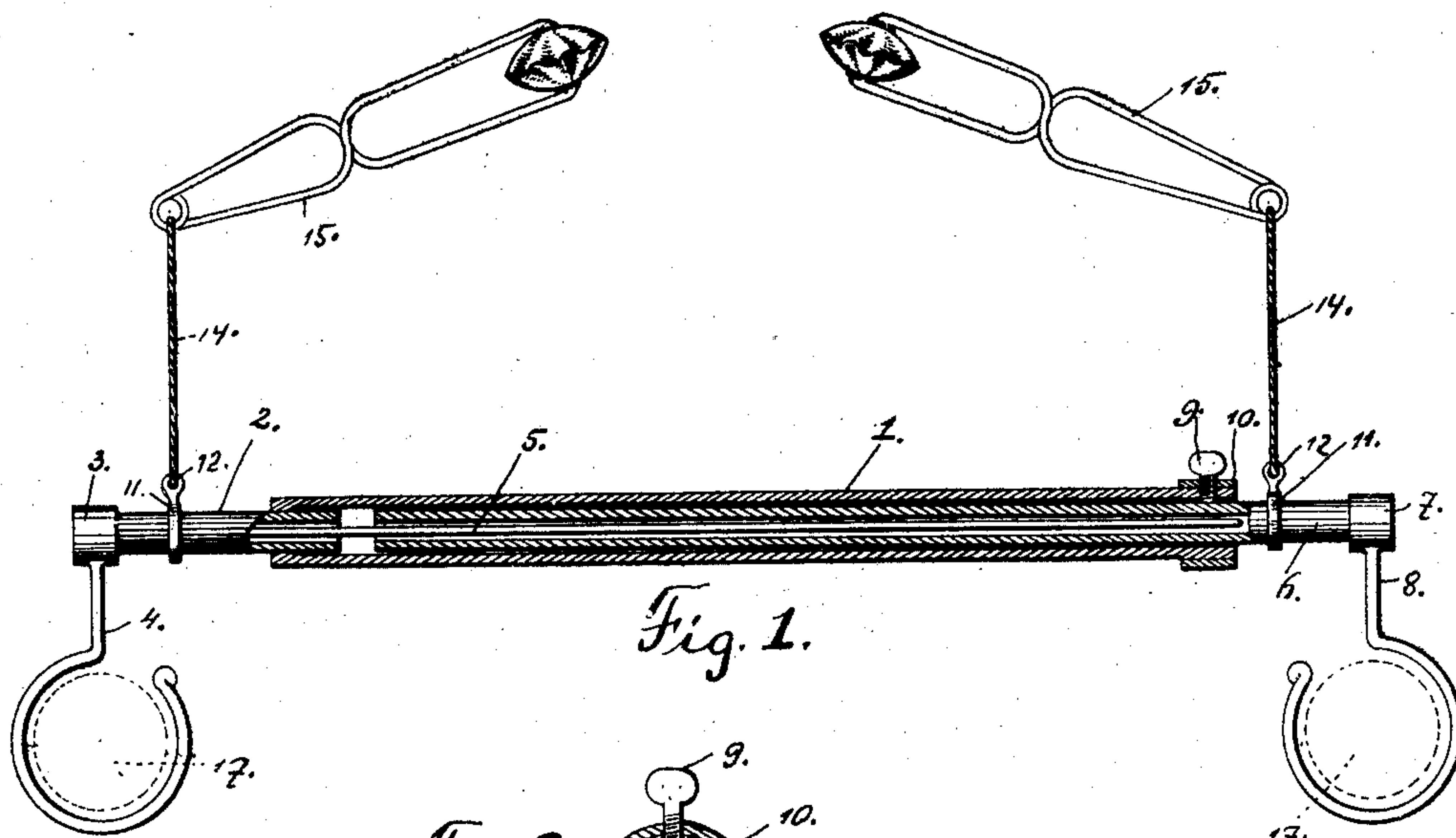


No. 859,726.

PATENTED JULY 9, 1907.

A. H. BEATTY.
CLOTHES HOLDER.

APPLICATION FILED DEC. 20, 1906.



WITNESSES:

A. H. Ratsig,

W. H. Sutter

INVENTOR

A. H. Beatty

BY

H. C. Everett & Co.

Attorneys

UNITED STATES PATENT OFFICE.

ALFRED H. BEATTY, OF EAST LIVERPOOL, OHIO.

CLOTHES-HOLDER.

No. 859,726.

Specification of Letters Patent.

Patented July 9, 1907.

Application filed December 20, 1906. Serial No. 348,817.

To all whom it may concern:

Be it known that I, ALFRED H. BEATTY, a citizen of the United States of America, residing at East Liverpool, in the county of Columbiana and State of Ohio, have invented certain new and useful Improvements in Clothes-Holders, of which the following is a specification, reference being had therein to the accompanying drawing.

This invention relates to clothes holders, and the invention has for its object to provide novel means for retaining clothes upon a bed or crib, whereby the movements of the occupant of the bed or crib will not remove or disarrange the bed covers.

Another object of this invention is to provide a clothes holder that can be easily and quickly placed in engagement with a bed or crib and adjusted to fit various sizes of beds or cribs.

With these and other objects in view, which will more readily appear as the invention is better understood, the same consists in the novel construction, combination and arrangement of parts to be hereinafter more fully described and then specifically pointed out in the appended claims.

Referring to the drawing forming part of this specification, like numerals of reference designate corresponding parts throughout the several views, in which:

Figure 1 is an elevation of my improved clothes holder partly in section, Fig. 2 is a cross sectional view of the telescopic portion of the same, Fig. 3 is a perspective view of the holder as applied to a bed.

To put my invention into practice, I employ a tube 1 and in one end of the tube, I suitably fix a small tube 2 carrying upon its end a cap 3 having an outwardly extending resilient hook 4. The small tube 2 is provided with a guide rod 5, which extends into the large tube 2 and guides a movable tube 6 therein, the outer tube 1 telescoping the movable tube 6. The outer end of the movable tube 6 is provided with a cap 7 and a resilient hook 8 similar to the cap 3 and hook 4 previously mentioned.

To retain the movable tube 6 within the outer tube 1 whereby it may be adjusted at any desired time, I employ a set screw 9, said screw passing through a collar 10 carried by the tube 1, and through the end

of the tube to engage the periphery of the movable tube 6.

Loosely mounted upon the end of the tube 6 and the tube 2 are rings 11 having eyelets 12 in which small cables 14 are secured, each cable carrying a wire clasp 15 of a conventional form adapted to engage a bed cover, such as a spread 16. In practice, the clothes holder is adjusted to approximately the width of the bed or crib in connection with which it is to be used, and the hooks 4 and 8 are placed in engagement with the posts 17 of a bed or the side rails thereof. The wire clasps are then placed in engagement with the spread 16 to prevent its removal from the bed. The wire clasps are of an ordinary type wherein the resiliency or tension of the wire maintains the gripping ends firmly in engagement with the spread or cloth which it grips.

It is obvious that the clothes holder when used in connection with the crib may be arranged along the side rails thereof, whereby the bed clothes or covers will be gripped at the top and bottom edges thereof.

The clothes holder is preferably constructed of light and durable metal which may be finished in accordance with the finish of the bed or crib in connection with which it is used, whereby it will present a neat and attractive appearance.

What I claim and desire to secure by Letters Patent, is:—

1. A clothes holder consisting of two telescopic tubes, a small tube carried by the outer tube, a rod carried by said small tube and guiding the inner movable tube, caps carried by the ends of said small tube and said movable tube, resilient hooks carried by said caps, and clasps loosely connected to said small tube and to the end of said movable tube, substantially as described.

2. A clothes holder, comprising an outer tube, a short tube telescoping in one end of said outer tube, a rod carried by said short tube and extending throughout the length of the outer tube, a hook carried on the outer end of said short tube, a longer tube telescoping in the other end of said outer tube and receiving the rod carried by said short tube, a hook carried on the outer end of said longer tube, and clasps movably connected to said short tube and said longer tube.

In testimony whereof I affix my signature in the presence of two witnesses.

ALFRED H. BEATTY.

Witnesses:

JAMES E. DAVIS,
D. F. WHITE.