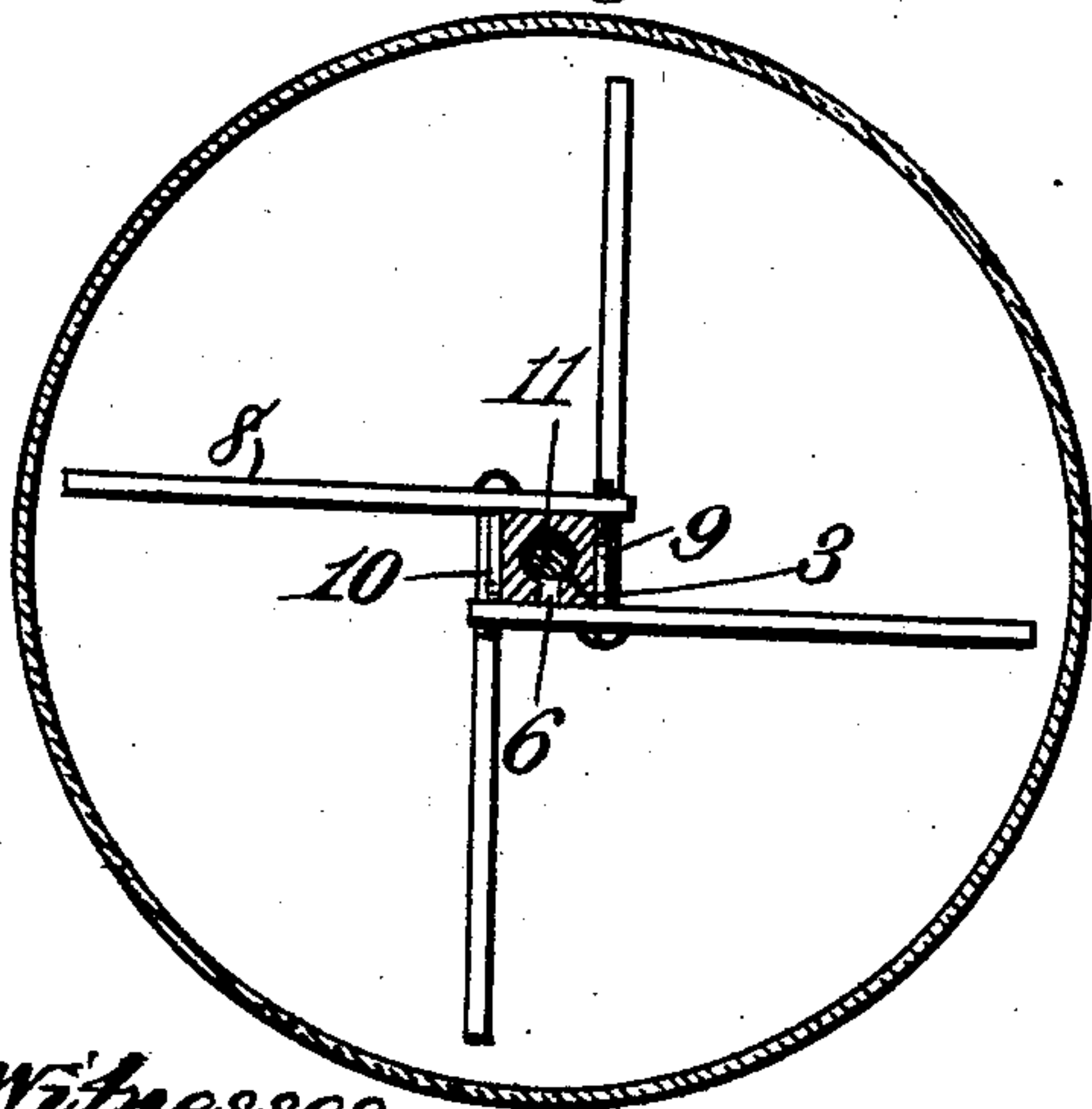
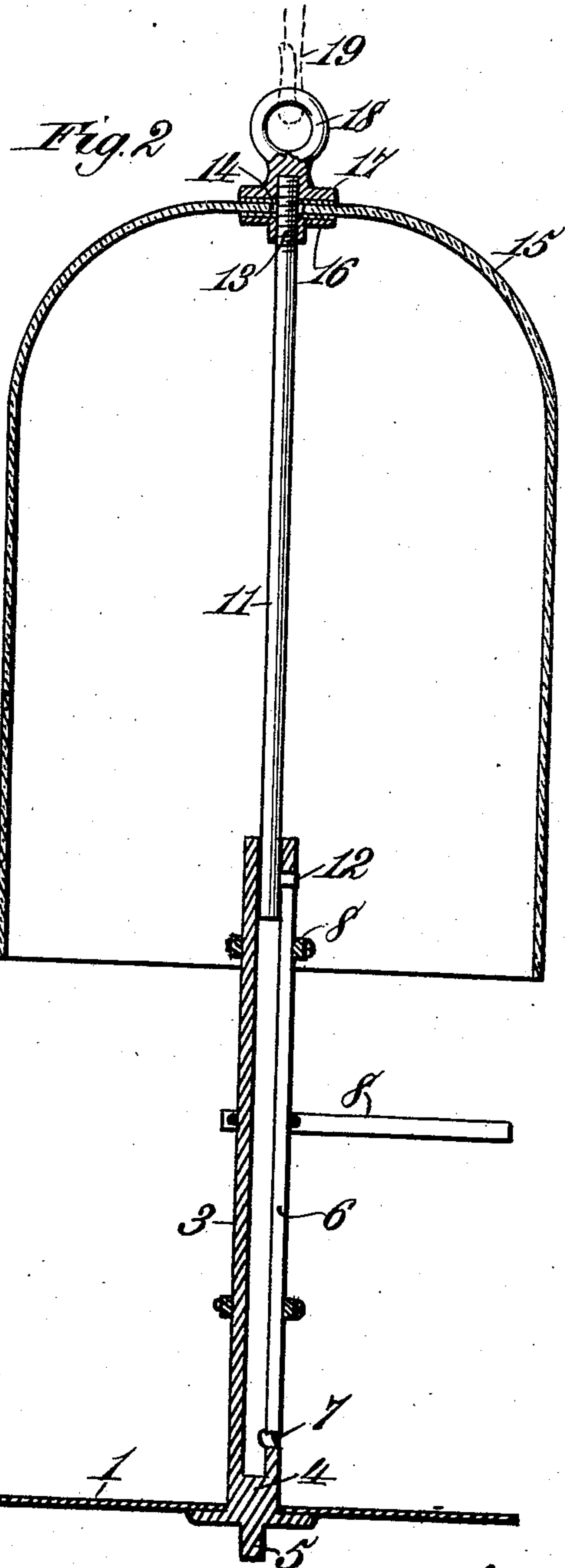
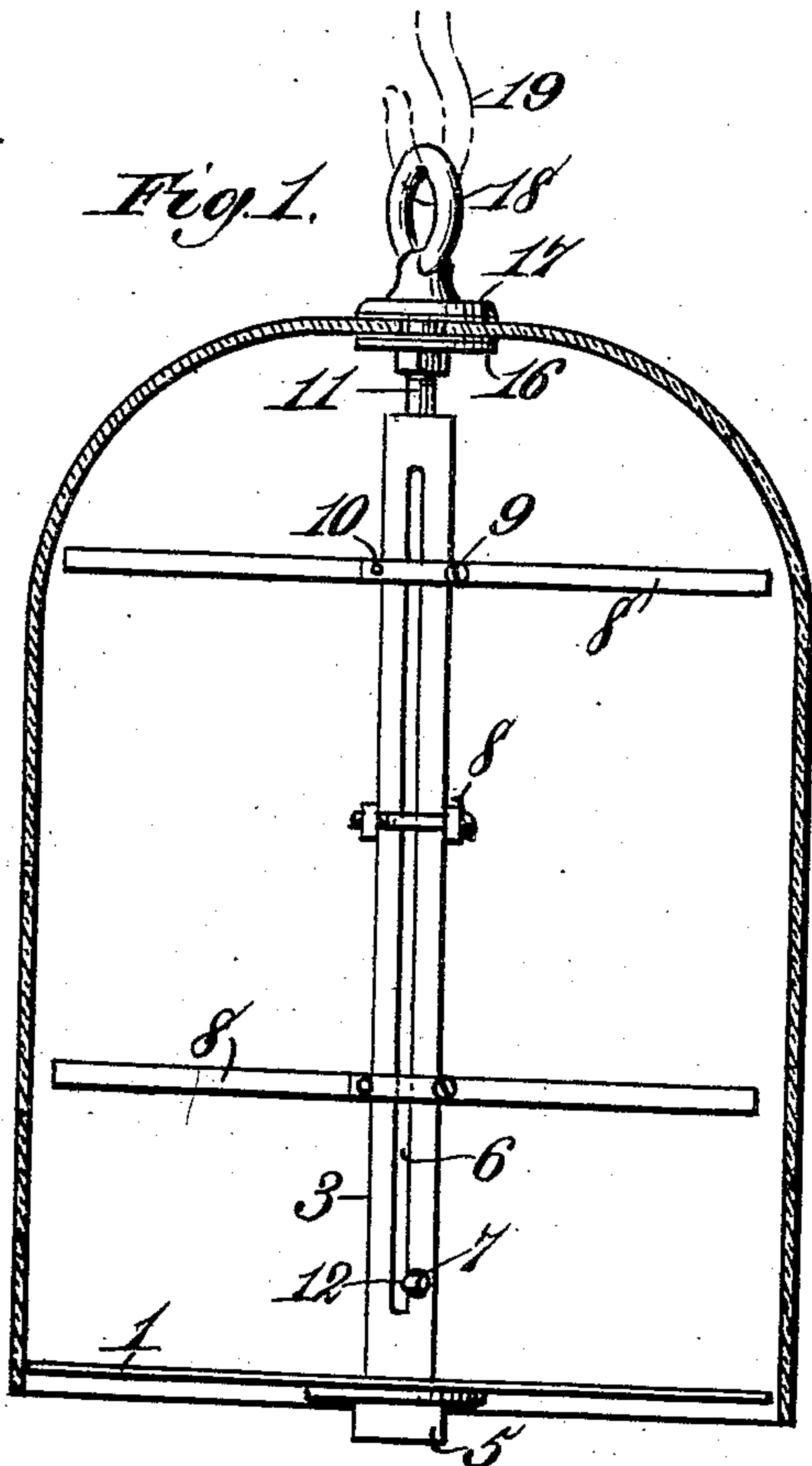


No. 855,201.

PATENTED MAY 28, 1907.

B. P. RAMSEY.
DISPLAY CASE.

APPLICATION FILED MAR. 26, 1907.



Witnesses:
Attest Court,
J. B. Keeler

Inventor:
Basil P. Ramsey.
By James L. Norris.
Att'y.

UNITED STATES PATENT OFFICE.

BASIL P. RAMSEY, OF LOUISVILLE, GEORGIA.

DISPLAY-CASE.

No. 855,201.

Specification of Letters Patent.

Patented May 28, 1907.

Application filed March 26, 1907. Serial No. 364,653.

To all whom it may concern:

Be it known that I, BASIL P. RAMSEY, a citizen of the United States, residing at Louisville, in the county of Jefferson and State of Georgia, have invented new and useful Improvements in Display-Cases, of which the following is a specification.

This invention relates to display cases of that class which are adapted to be suspended from a ceiling or other support; and the object thereof is to provide a display case of such class with means in a manner as hereinafter set forth whereby it will not be necessary to lower the case as an entirety but only the article-supporting section thereof, when it is desired to re-arrange or remove the articles displayed or to substitute a different line of articles for those displayed.

Further objects of the invention are to provide a display case of the class referred to which shall be simple in its construction, strong, durable, attractive, readily accessible and inexpensive.

With the foregoing and other objects in view the invention consists of the novel construction, combination and arrangement of parts hereinafter more specifically described and illustrated in the accompanying drawings, wherein is shown the preferred embodiment of the invention.

In describing the invention in detail reference is had to the accompanying drawings wherein like characters denote corresponding parts throughout the several views, and in which—

Figure 1 is an elevation of a display case in accordance with this invention; Fig. 2 is a sectional view thereof with the article-supporting section lowered, and, Fig. 3 is a sectional plan view.

The display case comprises an article-supporting section, a cover, and a suspension means for the cover and article-supporting section.

The article-supporting section consists of a bottom 1 conforming in contour to the lower portion of the cover of the case and which is secured to a laterally-extending annular flange formed on the lower end of a vertically-extending sleeve 3. The latter is closed at its lower end as at 4 and provided with a depending thumb-piece 5 to enable a convenient manipulation of the sleeve 3 in a manner as hereinafter set forth, and the said

sleeve 3 is furthermore provided with a vertically-extending slot 6, offset as at 7 for a purpose to be hereinafter referred to. The sleeve 3 has secured thereto a plurality of supporting arms 8 for the articles to be displayed. As shown, the supporting arms are arranged in pairs and the arms of each pair extend in an opposite direction with respect to each other and are secured to the sleeve 3 by the hold-fast devices 9, 10 which extend through the inner portions of the arms 8 and also extend through the sleeve 3. The pairs of supporting arms extend in alternate directions with respect to each other and are suitably spaced from each other so that the articles supported upon one pair of arms will not obscure the articles upon another pair of arms.

The suspension means consists of an elongated rod 11 adapted to extend in the sleeve 3 and which at its lower end is formed with a lug 12 traveling in the slot 6. The lug 12 is also adapted to engage in the offset portion 7 so as to suspend the sleeve 3 in the position shown in Fig. 1. The upper end of the rod 11 is screw-threaded, as at 13, and the said screw-threaded end extends through an opening 14 formed in the top of a cover 15, the latter being of transparent material. The rod 11 is clamped to the cover 15 by the nuts 16 and 17, the latter having its upper portion formed with an eye 18 for the purpose of attaching the case to a hook 19 which is secured to the ceiling or to the support from which the case is to depend. The lug 12 acts as a means for suspending the article-supporting section when the same is shoved up into the cover 15, or when the same is lowered as shown in Fig. 2 and when the article-supporting section is in such position, the top wall 20 of the slot 6 rests upon the lug 12 as shown in Fig. 2. If the case is in the position shown in Fig. 1 and it is desired to lower the article-supporting section for any purpose, the thumb-piece 5 is grasped and the sleeve given a slight turn to shift the lug 12 out of the offset portion 7. The sleeve 3 and bottom 1 can then be lowered to the position shown in Fig. 2. After the articles have been arranged or removed the sleeve is then shoved up on the rod 11 and then shifted upon the rod to cause the lug 12 to engage in the offset portion 7. Such action will secure the article-supporting sec-

tion within the cover in the manner as shown in Fig. 1.

What I claim is—

1. A display case comprising a bottom, a
5 vertically-movable sleeve to which the bot-
tom is secured; a cover, and means depend-
ing in said cover and engaging in the sleeve
for supporting the latter and the bottom
when elevated or lowered.
- 10 2. A display case comprising a vertically-
movable article-supporting section, a cover
adapted to inclose the same, and means de-
pending in said cover and engaging in the
article-supporting section for suspending the
15 same when in its elevated or lowered posi-
tion.
3. A display case comprising a vertically-
shiftable sleeve provided with an elongated
slot having an offset, a bottom carried by the
20 sleeve, a cover adapted to inclose the sleeve
and bottom, and a rod depending in the
cover and provided with a lug extending in
the slot and adapted to suspend the sleeve
when elevated or lowered.
- 25 4. A display case comprising a cover, a
sleeve adapted to be elevated and lowered
within said cover, a bottom carried by the
lower end of the sleeve, and means secured in

the cover and engaging in the sleeve for sus-
pending the latter in its elevated or lowered 30
position.

5. A display case comprising a cover, a
rod depending in the cover, means for secur-
ing the upper end of the rod to the top of the
cover, said means embodying an eye, a slot- 35
ted sleeve shiftable upon said rod, a lug se-
cured to the lower end of the rod and adapt-
ed to engage the sleeve for supporting it in its
elevated or lowered position, and a bottom
carried by the sleeve.

6. A display case comprising a cover, a 40
vertically-shiftable article-supporting means,
and a suspension means arranged within the
cover and connected thereto and adapted to
engage the article-supporting means when 45
lowered thereby supporting it and adapted
to engage the article-supporting means when
it is moved in the cover thereby retaining
said means in position.

In testimony whereof I have hereunto set 50
my hand in presence of two subscribing wit-
nesses.

BASIL P. RAMSEY.

Witnesses:

JOHN R. MURPHY,
WALLER S. MURPHY.