

No. 855,045.

PATENTED MAY 28, 1907.

C. W. COOK.  
STATIONERY BOX.  
APPLICATION FILED APR. 2, 1906.

Fig.2.

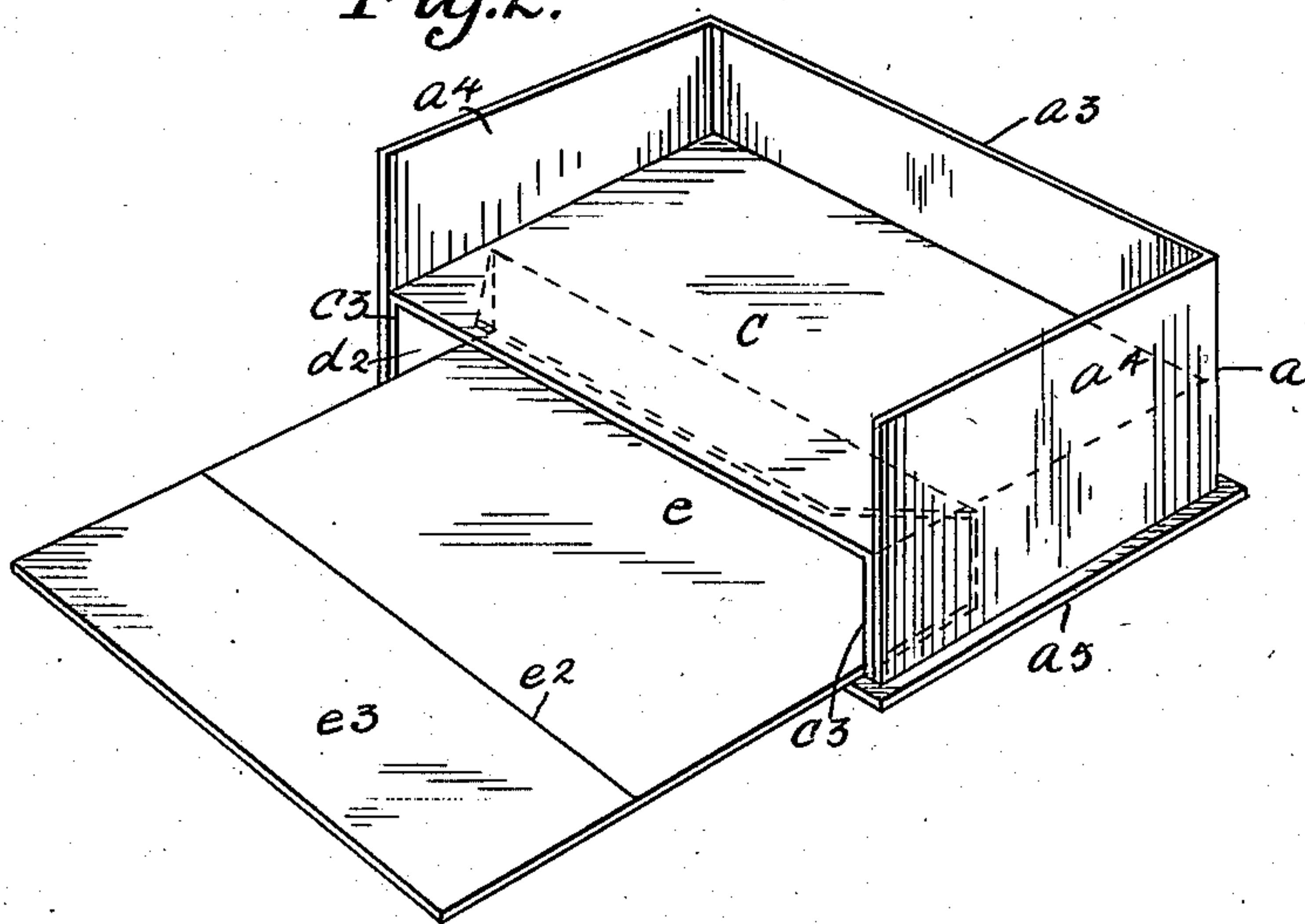
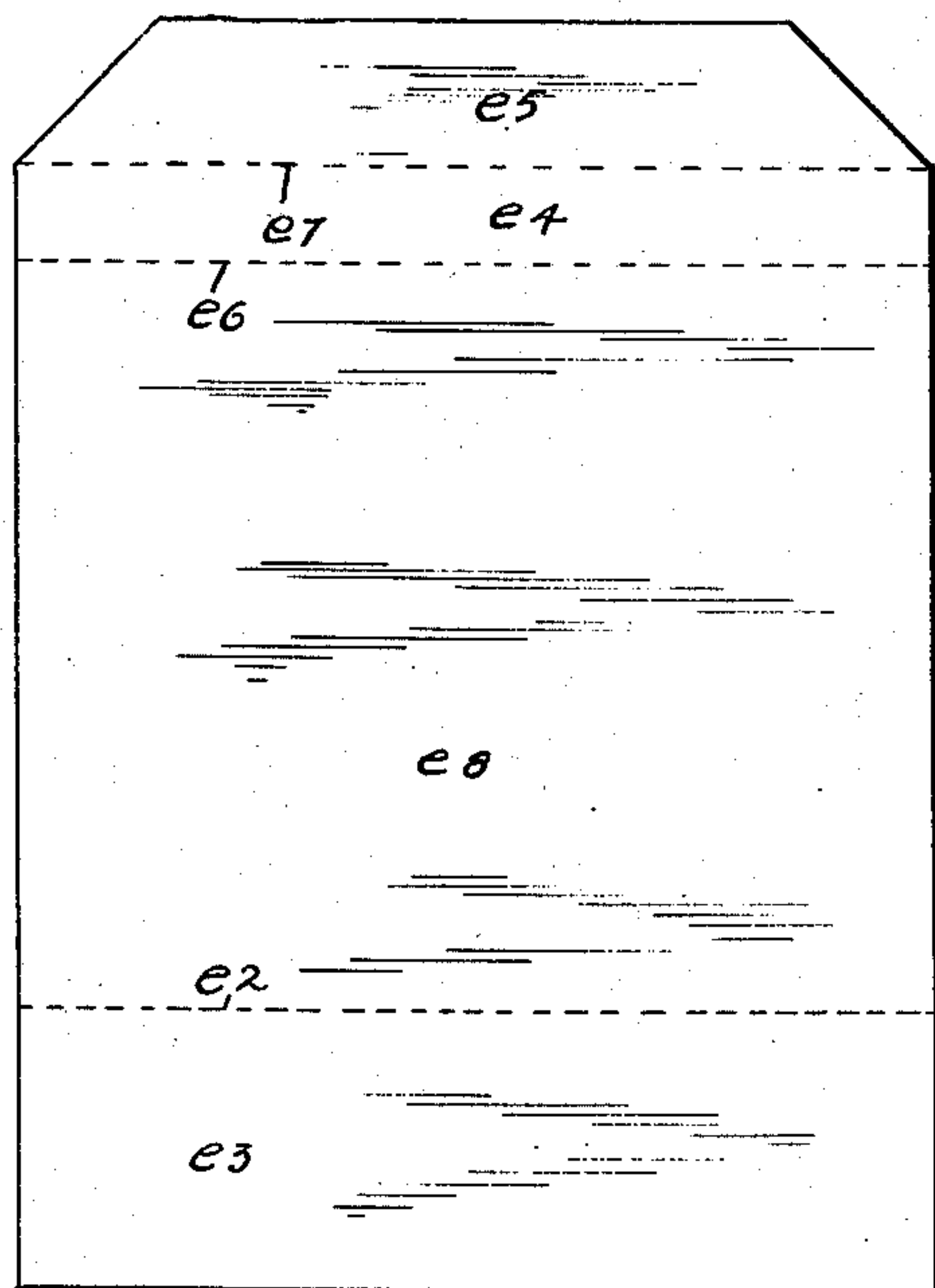


Fig.4.



WITNESSES

*C. W. Cook*  
*C. E. Muehry*

Fig.1.

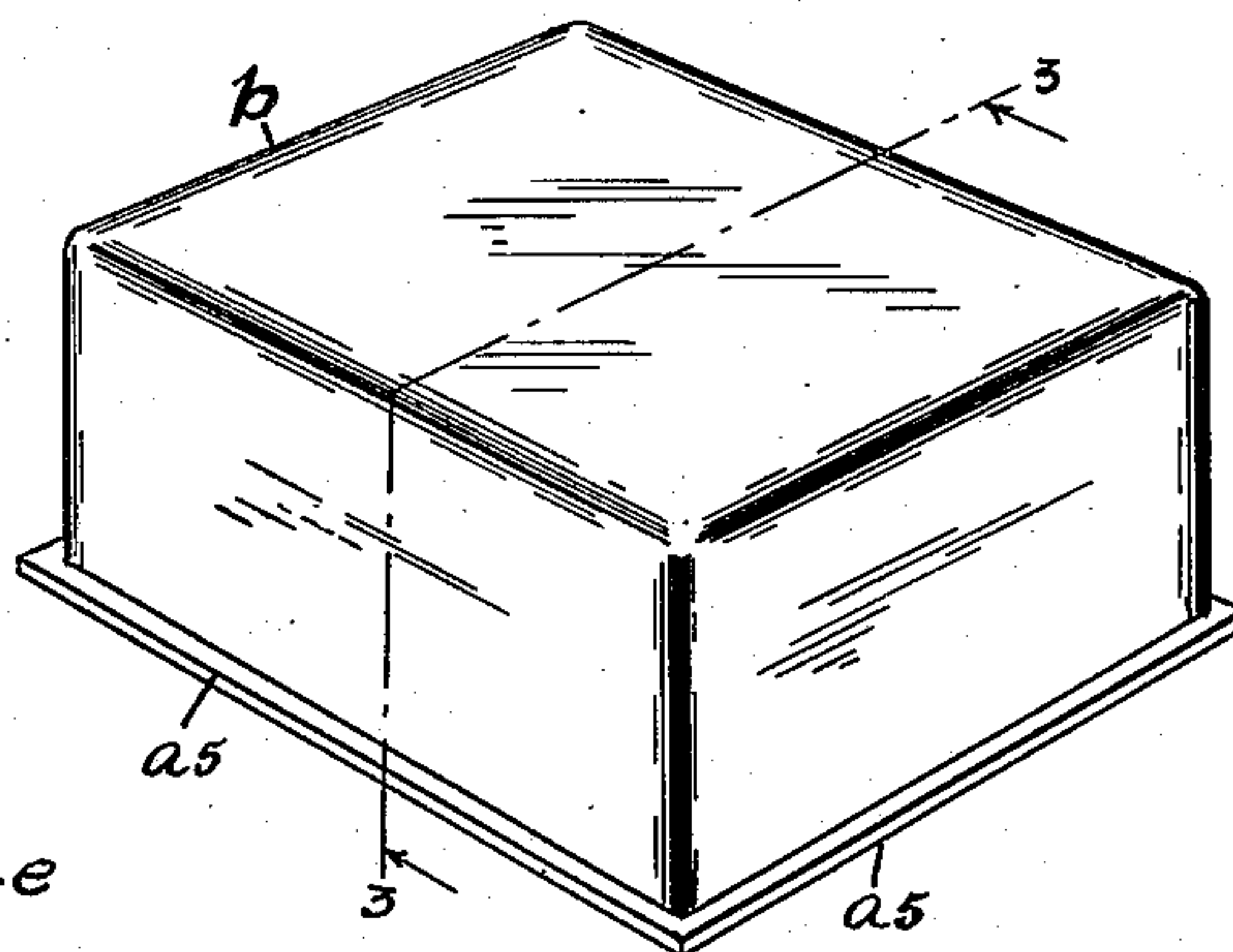



Fig.3



INVENTOR

BY

*Charles W. Cook.*  
*Edgar Tate & Co.*

ATTORNEYS



# UNITED STATES PATENT OFFICE.

CHARLES WARD COOK, OF HOLYOKE, MASSACHUSETTS.

## STATIONERY-BOX.

No. 855,045.

Specification of Letters Patent.

Patented May 28, 1907.

Application filed April 2, 1906. Serial No. 309,308.

*To all whom it may concern:*

Be it known that I, CHARLES WARD COOK, a citizen of the United States, and residing at Holyoke, in the county of Hampden and State of Massachusetts, have invented certain new and useful Improvements in Stationery-Boxes, of which the following is a specification, such as will enable those skilled in the art to which it appertains to make and use the same.

This invention relates to packages or boxes of the class usually employed by manufacturers and dealers for packing and selling envelopes and writing paper, and the object thereof is to provide an improved box or package of this class having separate compartments for the envelopes and writing paper and having an improved drawer device for inserting the writing paper into the box or package and withdrawing it therefrom.

The invention is fully disclosed in the following specification, of which the accompanying drawing forms a part, in which the separate parts of my improvement are designated by suitable reference characters in each of the views, and in which;—

Figure 1 is a perspective view of my improved stationery box or package; Fig. 2 a similar view with the cover removed and showing the details of the construction; Fig. 3 a transverse section on the line 3—3 of Fig. 1, and Fig. 4 a plan view of a blank from which the supplemental holder or drawer device is formed.

In the practice of my invention I provide a box or package of the class specified comprising a main box member *a* and cover *b*. The box member *a* is composed of a bottom *a*<sup>2</sup>, a back side member *a*<sup>3</sup> and end members *a*<sup>4</sup>, the front side thereof being open as clearly shown in Fig. 2, and the bottom *a*<sup>2</sup> is preferably extended at the front, back and ends to form a flange *a*<sup>5</sup>, and said main box member is provided with a horizontal partition *c* forming a top compartment *d* and bottom compartment *d*<sup>2</sup>, and in the form of construction shown, the partition *c* consists of a sheet of cardboard or similar material the back or inner edge of which is bent downwardly to form a flange *c*<sup>2</sup> and the ends of which are bent downwardly to form flanges *c*<sup>3</sup> which reinforce the main box member *a* and make it stronger. The cover *b* is of the same general form as the main box member *a* but is open at the bottom and is adapted to be placed on

the main box member and to fully inclose the same as shown in Fig. 3.

All the parts of my improved stationery box or package are preferably composed of cardboard, or similar light material, and I also provide a supplemental paper holder or drawer member *e* composed of cardboard or similar material of such width as to be inserted through the open front into the compartment *d*<sup>2</sup> and to fit in said chamber, and said supplemental paper holder or drawer member consists of a sheet of card board or other suitable material scored at a predetermined distance from the front edge thereof and transversely thereof as shown at *e*<sup>2</sup> so as to form a flap *e*<sup>3</sup>, and at a predetermined distance from the inner end or edge thereof said supplemental paper holder is folded upwardly to form an upwardly directed member *e*<sup>4</sup> and again folded forwardly to form a flap *e*<sup>5</sup> as is also clearly shown in Fig. 3, the last folds being on the lines *e*<sup>6</sup> and *e*<sup>7</sup> of the blank.

In practice the writing paper, folded into sheets in the usual manner, is placed on the main central portion of the supplemental paper holder or drawer member *e* as shown at *f* and said supplemental paper holder is passed backwardly into the chamber *d*<sup>2</sup>, the parts *e*<sup>4</sup> and *e*<sup>5</sup> being folded upwardly and forwardly, and the envelopes are placed in the compartment *d* and the part *e*<sup>3</sup> of the supplemental paper holder is folded upwardly to form the front wall of the compartments *d* and *d*<sup>2</sup> after which the cover *b* is placed in position.

In removing the envelopes and paper the cover *b* is removed and the part *e*<sup>3</sup> of the supplemental paper holder turned downwardly and the supplemental paper holder is drawn outwardly as shown in Fig. 2, and the paper or any part thereof, and the envelopes or any number thereof may be conveniently removed from the box or package, after which the supplemental paper holder is forced back into its chamber or compartment and the part *e*<sup>3</sup> thereof may be again folded upwardly and the cover *b* placed in position.

It will be understood that the cover *b* may be ornamented in any desired manner, and in this way I provide a box or package for the purpose specified which is simple in construction and comparatively inexpensive and by means of which writing paper and envelopes may be packed in different compartments and both the envelopes and writing paper, and



especially the latter, conveniently and easily removed from the box or package whenever desired and as conveniently and easily replaced therein.

5 Having fully described my invention, what I claim as new and desire to secure by Letters Patent, is;—

10 1. A stationery box or package of the class described, comprising a main box member open at the front and top and provided with a horizontal partition forming top and bottom compartments, and a supplemental paper holder or drawer adapted to be inserted into the bottom compartment through the  
15 open front thereof and comprising a sheet having a front folding member adapted to form the front wall of the box or package and to extend to the top thereof, said sheet being also folded at a predetermined distance from  
20 its rear edge upwardly, and said upwardly folded portion being provided with a forwardly directed fold, substantially as shown and described.

25 2. A stationery box or package of the class described, comprising a main box member open at the front and top and provided with a horizontal partition forming top and bottom compartments, and a supplemental paper holder or drawer adapted to be inserted  
30 ed into the bottom compartment through the open front thereof and comprising a sheet having a front folding member adapted to form the front wall of the box or package and to extend to the top thereof, said sheet being

also folded at a predetermined distance from 35 its rear edge upwardly, and said upwardly folded portion being provided with a forwardly directed fold, and a cover open at the bottom and adapted to inclose the main box member, substantially as shown and de- 40 scribed.

3. A stationery box or package of the class described, comprising a main box member open at the top and front and provided with a central horizontal partition forming 45 top and bottom compartments, a supplemental paper holder adapted to be inserted into the bottom compartment through the open front thereof and comprising a sheet *e* adapted to be folded in three different places 50 as indicated at *e*<sup>3</sup>, *e*<sup>6</sup> and *e*<sup>7</sup> so as to form parts *e*<sup>3</sup>, *e*<sup>8</sup>, *e*<sup>4</sup> and *e*<sup>5</sup>, the part *e*<sup>3</sup> being adapted to form the front wall of a box or package and to extend to the top thereof and the parts *e*<sup>4</sup> and *e*<sup>5</sup> to form the back wall of the paper 55 holder and a forwardly directed member which overlaps the rear edge of the paper when placed in said holder, and a cover open at the bottom and adapted to inclose the main box member. 60

In testimony that I claim the foregoing as my invention I have signed my name in presence of the subscribing witnesses this 30th day of March, 1906.

CHARLES WARD COOK.

Witnesses:

EUGENE D. JUNIOR,  
J. B. KORNDORFER.