

No. 854,991.

PATENTED MAY 28, 1907.

W. E. EDWARDS.

MATCH BOX.

APPLICATION FILED MAY 3, 1906.

2 SHEETS—SHEET 1.

FIG. 1

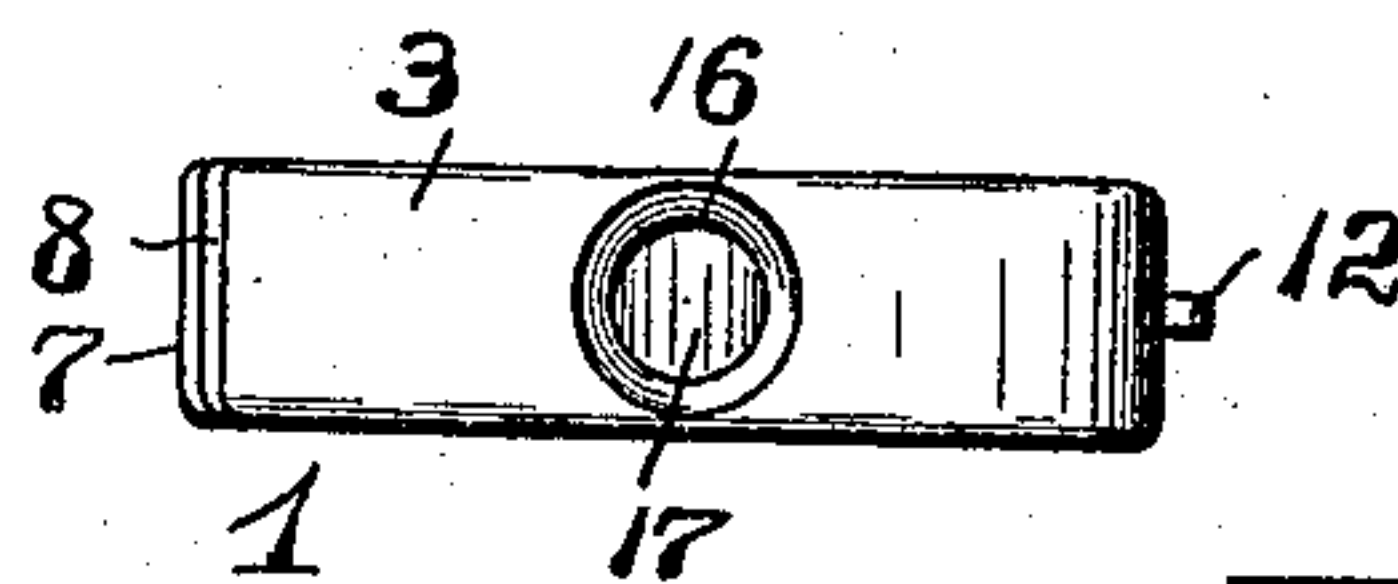
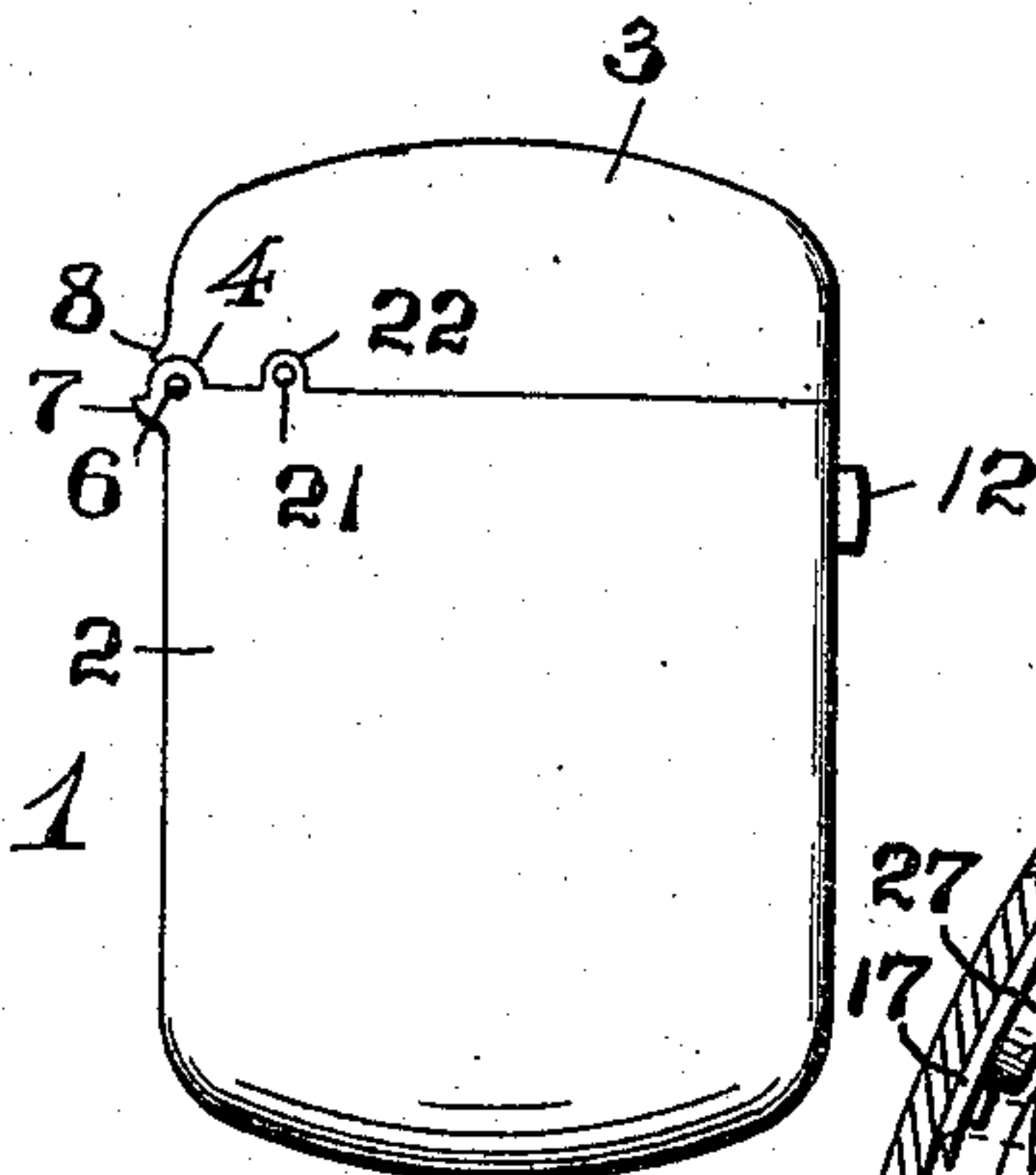
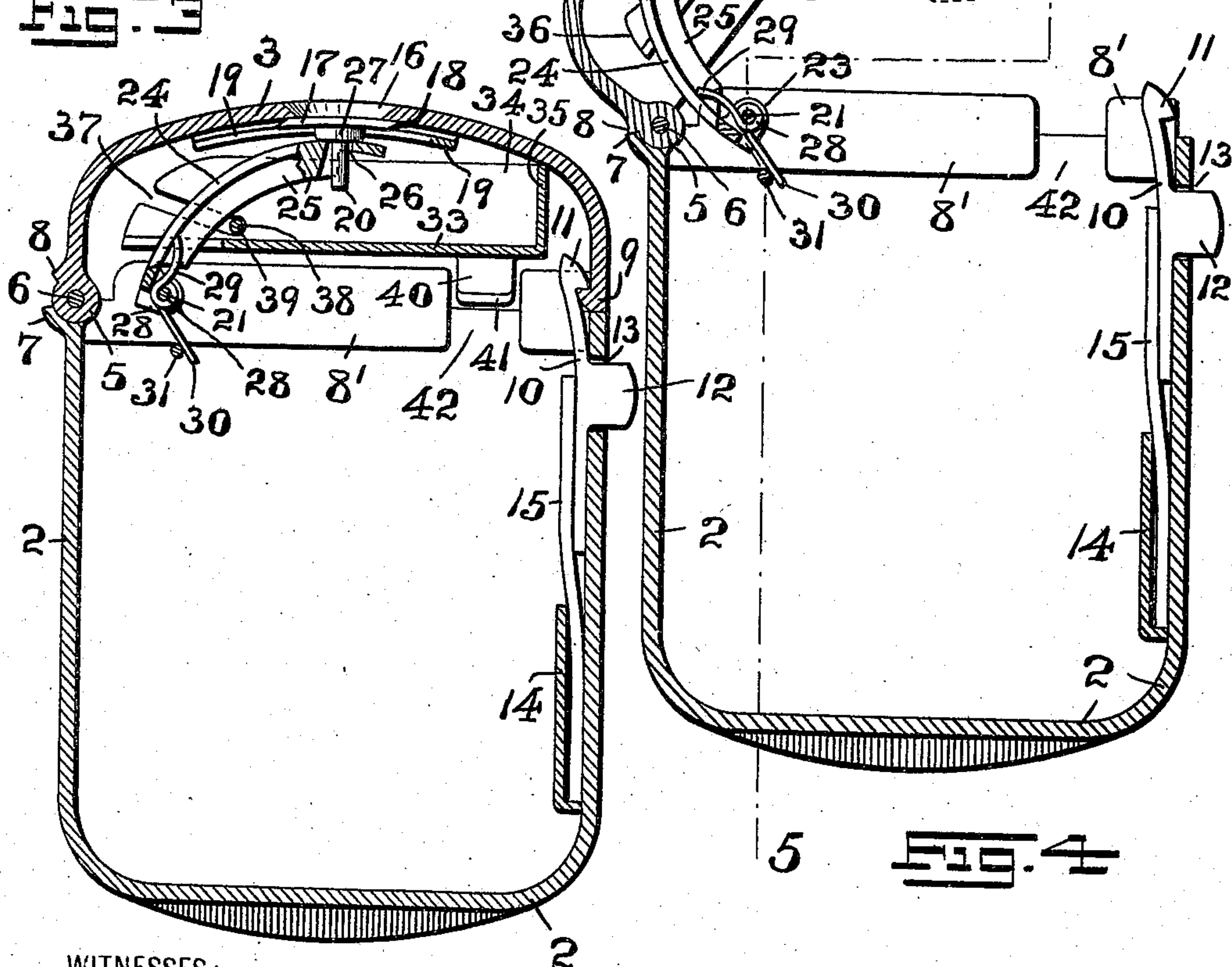


FIG. 2

FIG. 3



WITNESSES:

F. W. W. Fraentzel
Frederick Jamison

INVENTOR:

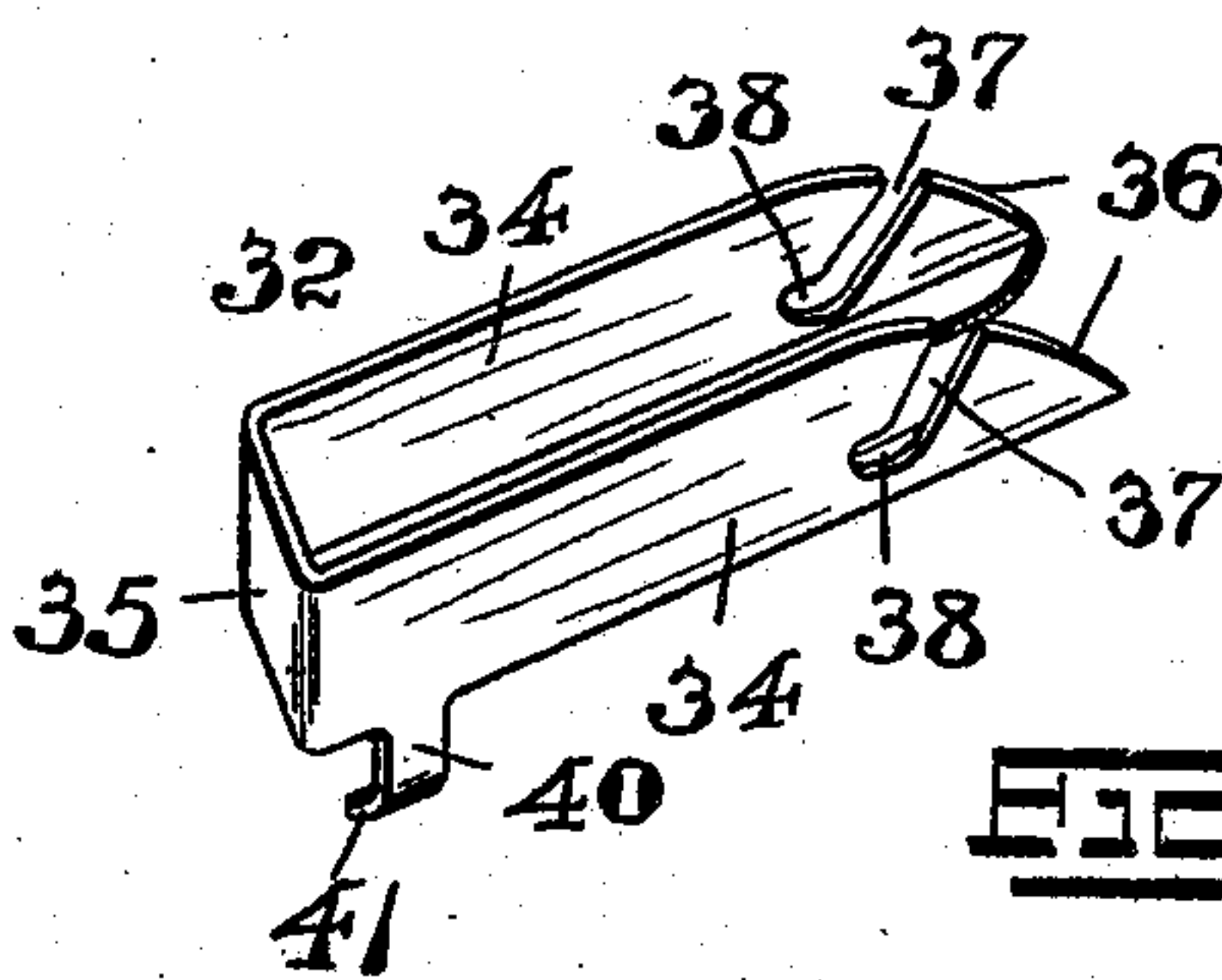
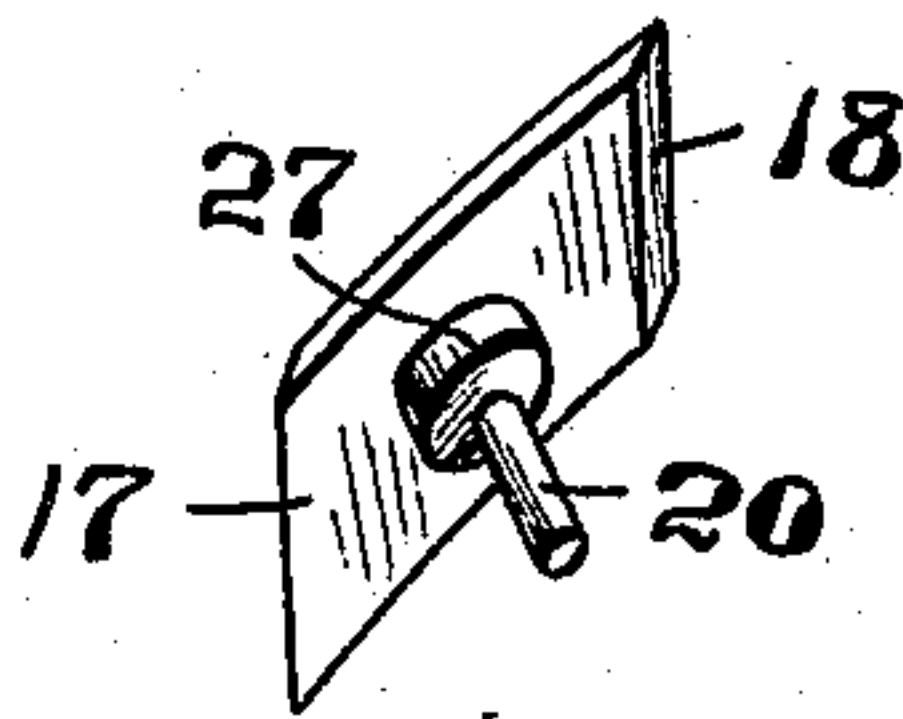
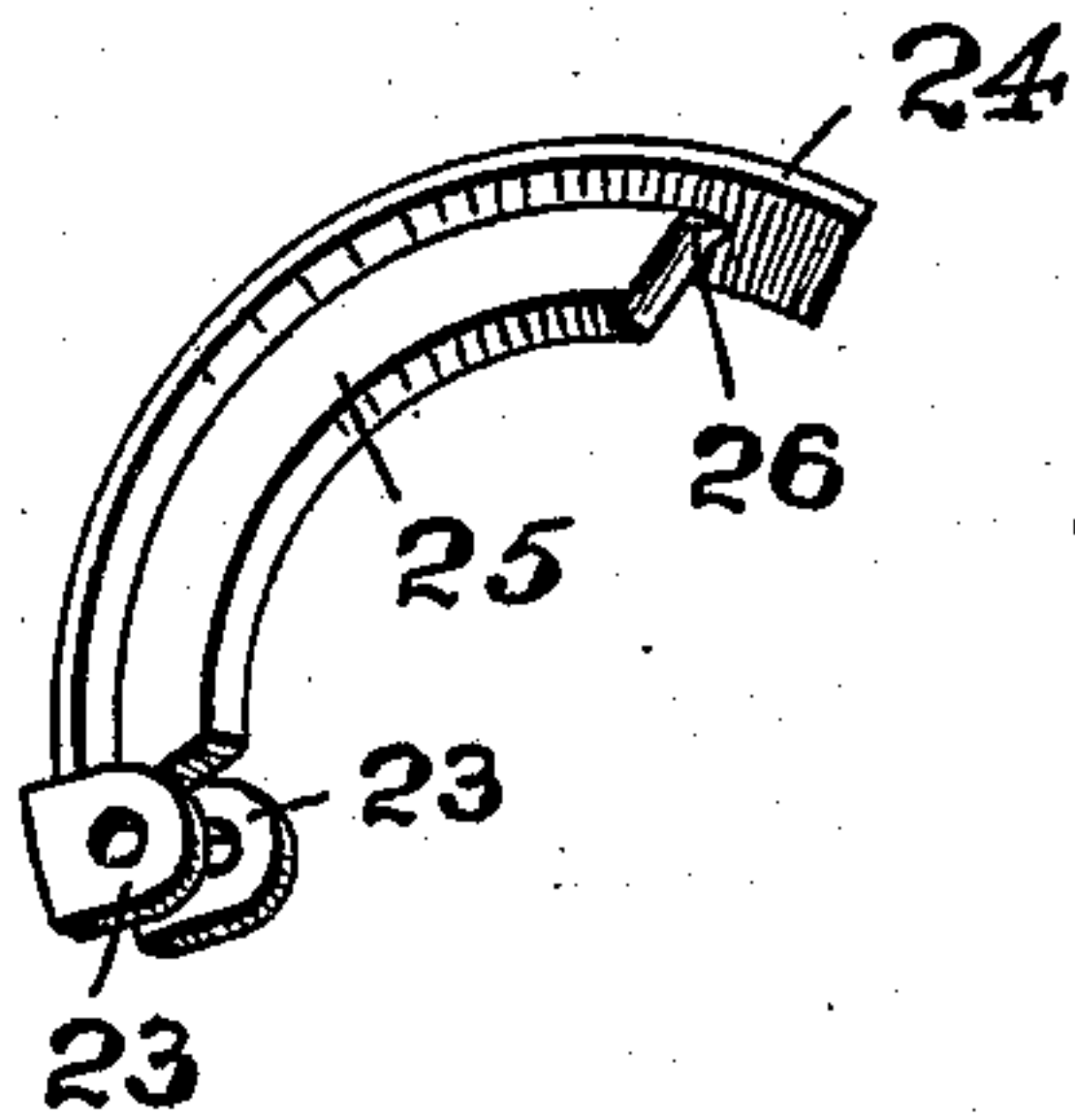
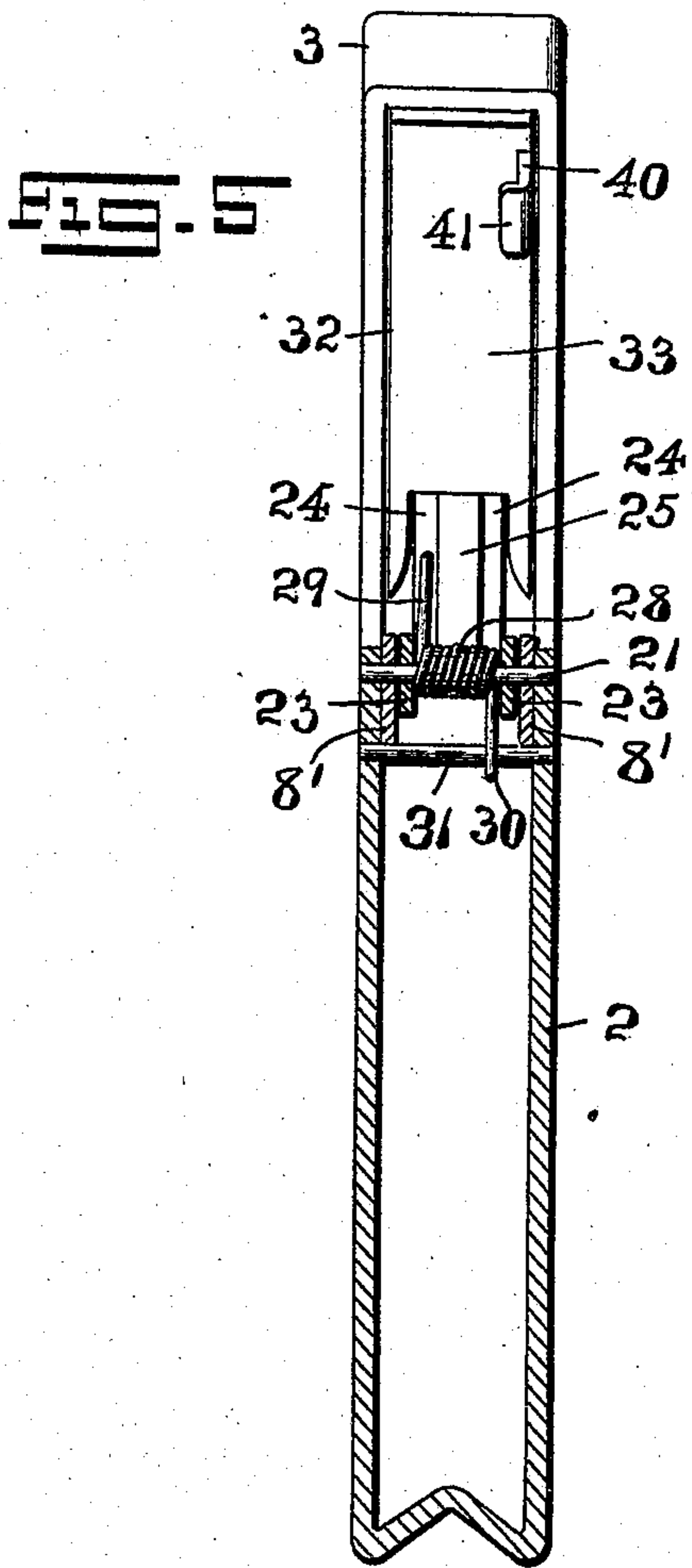
William E. Edwards
BY
Fred L. Fraentzel
ATTORNEY

No. 854,991.

PATENTED MAY 28, 1907.

W. E. EDWARDS.
MATCH BOX.
APPLICATION FILED MAY 3, 1906.

2 SHEETS—SHEET 2.



WITNESSES:

F. H. W. Fraentzel
Frederick Jamison

INVENTOR:

William E. Edwards,
BY *Fredk. Fraentzel,*
ATTORNEY

UNITED STATES PATENT OFFICE.

WILLIAM E. EDWARDS, OF IRVINGTON, NEW JERSEY, ASSIGNOR OF ONE-HALF TO AUGUST O. SCHUSTER, OF NEWARK, NEW JERSEY.

MATCH-BOX.

No. 854,991.

Specification of Letters Patent.

Patented May 28, 1907.

Application filed May 3, 1906. Serial No. 314,915.

To all whom it may concern:

Be it known that I, WILLIAM E. EDWARDS, a citizen of the United States, residing at Irvington, in the county of Essex and State of New Jersey, have invented certain new and useful Improvements in Match-Boxes; and I do hereby declare the following to be a full, clear, and exact description of the invention, such as will enable others skilled in the art to which it appertains to make and use the same, reference being had to the accompanying drawings, and to letters of reference marked thereon, which form a part of this specification.

This invention has reference, generally, to improvements in match-safes or boxes, such as are carried in the pocket; and, the invention relates, more particularly, to a novel construction of match-box, combining therewith a cutter for cutting off the end of a cigar, the same being arranged preferably in the lid or cover of the box, and the cutter or knife becoming operative for cutting or severing the end of the cigar, when the end of the cigar is inserted in a hole formed in a portion of said lid or cover and when said lid or cover is moved from its opened position into its closed relation with the body of the box.

This invention, therefore, has for its principal object to provide a neat and simply constructed match-safe or box, of the general character above stated; and, furthermore, to provide a combined match-box and cigar-tip cutter, provided in its lid or cover with a receptacle for the collection therein of the severed particles of the cigars, the said receptacle being arranged in such a manner, that the severed cigar-particles can be easily removed therefrom, without dropping into the body of the box which serves as a receptacle in which matches are placed.

Other objects of this invention not at this time more particularly mentioned will be clearly understood from the following detailed description of the same.

With the various objects of my present invention in view, the said invention consists, primarily, in the novel match-box herein-after set forth; and, furthermore, this invention consists in the novel match-box and cigar-tip cutter therefor, all of the general arrangement and construction of the devices and parts to be more particularly described in the following specification.

The invention consists further in the various novel arrangements and combinations of the several parts, as well in the details of the construction of the same, all of which will be more fully described in the detailed description of the invention, and then finally embodied in the clauses of the claims which are appended to the accompanying specification, and which form an essential part of the same.

The invention is clearly illustrated in the accompanying drawings, in which:—

Figure 1 is a side view of a match-box embodying the principles of my present invention; and Fig. 2 is a top-edge view of the same. Fig. 3 is a central longitudinal vertical section of the combined match-box and cigar-tip cutter within the lid or cover of the box, the said view being made upon an enlarged scale, and said view showing the lid or cover closed down over the opening or mouth of the body of the box, certain portions being represented in elevation; and Fig. 4 is a similar sectional representation of the box and lid or cover, the latter being represented in its opened position, with the cutter or knife-blade with-drawn from beneath the cigar-tip receiving-opening in the said lid or cover. Fig. 5 is a transverse sectional representation of the said match-box, said section being taken on line 5—5 in said Fig. 4, looking in the direction of the arrow X. Fig. 6 is a perspective view of a cutter-actuating device; Fig. 7 is a similar view of the cutter; and Fig. 8 is a perspective view of a receptacle in which the severed particles of the cigars are to be collected, said devices shown in said Figs. 6, 7 and 8 all being used with and adapted to be arranged within the chambered cover or lid of the match-box.

Similar characters of reference are employed in all of said above described views, to indicate corresponding parts.

Referring now to the said figures of the drawings, the reference-character 1 indicates a complete match-safe or box, the same comprising a main body 2 forming a receptacle for the matches, and chambered lid or cover 3. The said body 2 is provided at the rear edge of its open or mouth-portion with a pair of upwardly extending and perforated ears 4 and a rearwardly extending retaining member 7. The said lid or cover 3 is provided at its rear edge with a downwardly extending and perforated lug 5, which is arranged be-

tween the said ears 4, the cover being hinged or pivoted over the mouth of the said body 2 by means of a suitable pin 6, substantially as shown. Upon the outer surface of said lug 5 is a projection, as 8, forming a suitable off-set adapted to be brought in retaining engagement with the retaining member or stop 7 formed on said ears 4 of the body 2, to limit the pivotal movement of the lid or cover and retain it in its opened position, when forced open in the manner and by the mechanism hereinafter more fully described. Suitably secured within the inner and upper portion of the said body 2, and extending above the marginal edge of the open portion or mouth of said body, is a flange 8', over which the lower marginal edge-portion of the chambered lid or cover 3 are adapted to be fitted, when the said lid or cover is in its closed position. To retain the lid or cover in its closed relation over the open portion or mouth of the body 2, the said lid or cover is provided at its front edge with a suitably constructed and suitably disposed projection or holding member, as 9, with which can be brought in detachable holding or retaining engagement the catch or nosing 11 of a spring-plate 10, said plate having a push or finger-piece 12 extending into and through an opening 13 in the front edge of the said body 2, substantially as illustrated. In the lower portion of the said body 2, and suitably secured upon the inner face of the front wall of said body 2, is a receiving socket 14 in which is suitably secured the lower end-portion of a spring-bar 15, said spring-bar having its upper portion in forcible engagement with the back of said spring-plate 10, so that the normal initial position of said spring-plate 10 will always be in a direction toward the inner face of the front of the said body 2, as will be clearly evident from an inspection of Figs. 3 and 4 of the drawings. The said lid or cover 3 is provided, preferably in its upper face, with a suitable opening 16, for the reception therein of the end or tip of a cigar; and, slidably arranged within the said chambered lid or cover 3, with its knife or cutter-edge 18 movable across the said opening 16, is a cigar tip cutter 17. This cigar-tip cutter is held in its operative relation against the inner face of the said cover, so as to reciprocate back and forth upon said face in the manner to be presently described, by means of a suitably constructed guide 19, see Figs. 3 and 4, said guide being secured upon the said face in any desired manner. Near its rear edge-portion the said cutter 17 is provided with a downwardly extending projection, lug or post 20. Pivotally arranged upon a pin 21, which is secured in perforated ears or lugs 22 on said body 2, said pin passing through the oppositely located flanges 8' and extending across the mouth of said body 2, are a pair of perforated ears or lugs 23 of an upwardly extend-

ing and curved actuating arm or finger 24, said finger having a centrally disposed and longitudinally extending enlargement or rib 25, terminating at or near the front edge or finger 24 directly back of a hole or perforation 26 in said arm or finger 24, into and through which the said projection, lug or post 20 of the said cutter 17 projects, substantially in the manner illustrated. The normal tendency of the said arm or finger 24 is to move in an upward direction, so that its forward end-portion will bear upon a hub or enlarged part 27 extending around the base of the said projection, lug or post 20, this action being the result of the two end members 29 and 30 of a coiled spring 28, which encircles the said pin 21, bearing respectively against the face of said arm or finger 24 and against another pin 31 which is secured in the opposite sides of the said body 2, and extends across the upper open portion of the said mouth of said body, as illustrated. While this spring 28 and its end members 29 and 30 cause the said arm or finger 24, during the opening and closing movements of the lid or cover 3, to properly actuate the cigar-tip cutter 17, the spring also serves to force the said lid or cover 3 into its open position, indicated in said Fig. 4 of the drawings, as soon as the catch or nosing 11 of the spring-plate 10 is forced from its holding or retaining engagement with the projection or holding member 9 of the lid or cover 3, when the push or finger-piece 12 is pushed in an inward direction as will be clearly evident. Thus, when the lid or cover 3 has been moved into its open position to permit the taking of a match from the body 2 of the box, the said cigar-tip cutter 17 has simultaneously with the movement of the lid or cover 2 been moved clear of the opening 16 in said lid or cover, the cutting or knife-edge 18 lying directly back of the said opening. The tip or end of the cigar can now be inserted in said opening 16, and by pressing down upon the cover or lid 2, so as again bring it in its closed and retained relation of the body 2 of the box, the cigar-tip cutter 17 is moved forwardly, its cutting or knife-edge 18 thereby passing directly through the end of the cigar and properly severing or cutting away the closed tip of the cigar.

To catch the accumulation of the severed portions or end-tips of the cigars, a receptacle or box 32 may be arranged within the chambered portion of the lid or cover 3. One manner of constructing this receptacle or box 32, is shown in Figs. 3, 4, 5 and 8 of the drawings, and it consists of a base 33, a pair of longitudinally extending sides 34, and an end or back 35, all arranged substantially in the shape of a scoop, as shown more particularly in Fig. 8 of the drawings. The forward end-portion of the said longitudinally extending sides are preferably curved,

as at 36, and said end-portions are also made with inclined slots or openings 37, terminating, as shown, in the receiving openings 38, providing a pair of retainers for arranging and retaining the end-portion of said receptacle or box 32 upon a pin 39 which is secured in the side of the cover 3 and extends laterally across the chamber portion of the cover 3, all substantially as shown in Figs. 3 and 4 of the drawings. The said scoop-shaped receptacle or box 32 is provided also with a downwardly extending retaining member 40, at one side of said box, which can be brought in frictional holding engagement with the inner face of one of the sides of the cover or lid 3, and thus retains the said receptacle or box 32 in position within said cover or lid, to receive the retained particles of the cigar therein, whether the cover or lid of the match box is in its opened or closed relation with the body of the box. The said retaining member 40 is also provided in its closed free end-portion with suitably formed finger-pieces 41 for removal of the said receptacle or box 32 from within the lid or cover 3, when it is desired to remove the accumulated cigar-tip clippings from the receptacle or box; and also for taking hold of the said box, when arranging it upon said bar or pin 39 within said cover or lid. In order that the said retaining member 40 will not interfere with the closing down of the cover or lid 3 upon the mouth of the body 2 of the match-safe or box, the flange 8' is made in the proper place with a properly shaped opening or cut-away portion 42, into which the said member 40 enters when the lid is closed, as clearly illustrated in Fig. 3 of the drawings.

I claim:—

1. A match-box comprising a body and a chambered cover hinged to said body, said cover being provided with an opening for the insertion of the end of a cigar therein, and a cigar-tip cutter movable past said opening, said cover being actuated by the opening and closing movements of the cover, and a cigar-tip accumulating receptacle hinged and removably arranged in said cover, substantially as and for the purposes set forth.
2. A match-box comprising a body and a chambered cover hinged to said body, said cover being provided with an opening for the insertion of the end of a cigar therein, a cigar-tip cutter movable within said cover past said opening, a spring-controlled finger pivotally connected with the body of the box, said finger extending upwardly into the chambered portion of said cover, and being provided with a post-receiving perforation in said upwardly extending portion of said finger, a downwardly projecting post on said cutter, said post extending into the perforation in said finger, all arranged for raising the cover of said box and withdrawing the cutter from beneath said opening in the

cover and for the further purpose of moving said cutter past said opening when the cover is closed, substantially as and for the purposes set forth.

3. A match-box comprising a body and a chambered cover hinged to said body, said cover being provided with an opening for the insertion of the end of a cigar therein, a cigar-tip cutter movable within said cover past said opening, a spring-controlled finger pivotally connected with the body of the box, said finger extending upwardly into the chambered portion of said cover, and being provided with a post-receiving perforation in said upwardly extending portion of said finger, a downwardly projecting post on said cutter, said post extending into the perforation in said finger, all arranged for raising the cover of said box and withdrawing the cutter from beneath said opening in the cover and for the further purpose of moving said cutter past said opening when the cover is closed, and a cigar-tip accumulating receptacle in said cover, substantially as and for the purposes set forth.

4. A match-box comprising a body and a chambered cover hinged to said body, said cover being provided with an opening for the insertion of the end of a cigar therein, a cigar-tip cutter movable within said cover past said opening, a spring-controlled finger pivotally connected with the body of the box, said finger extending upwardly into the chambered portion of said cover, and being provided with a post-receiving perforation in said upwardly extending portion of said finger, a downwardly projecting post on said cutter, said post extending into the perforation in said finger, all arranged for raising the cover of said box and withdrawing the cutter from beneath said opening in the cover and for the further purpose of moving said cutter past said opening when the cover is closed, and a cigar-tip accumulating receptacle hinged and removably arranged in said cover, substantially as and for the purposes set forth.

5. In a match-box comprising a body and a chambered cover hinged to said body, said cover being provided with an opening for the insertion of the end of a cigar therein, a pin extending across the chambered portion of said cover, and a cigar-tip accumulating receptacle pivotally supported upon said pin, substantially as and for the purposes set forth.

6. In a match-box comprising a body and a chambered cover hinged to said body, said cover being provided with an opening for the insertion of the end of a cigar therein, a pin extending across the chambered portion of said cover, and a cigar-tip accumulating receptacle pivotally supported upon said pin, and means connected with said receptacle adapted to be brought in frictional contact

with a portion of the cover to retain said receptacle in its receiving relation within said cover, substantially as and for the purposes set forth.

5 7. In a match-box comprising a body and a chambered cover hinged to said body, said cover being provided with an opening for the insertion of the end of a cigar therein, a pin
10 extending across the chambered portion of said cover, and a cigar-tip accumulating receptacle pivotally supported upon said pin, but adapted to be removed from said pin, substantially as and for the purposes set forth.

15 8. In a match-box comprising a body and a chambered cover hinged to said body, said cover being provided with an opening for the insertion of the end of a cigar therein, a pin
20 extending across the chambered portion of said cover, and a cigar-tip accumulating receptacle pivotally supported upon said pin, and means connected with said receptacle adapted to be brought in frictional contact
25 with a portion of the cover to retain said receptacle in its receiving relation within said cover, substantially as and for the purposes set forth.

9. In a match-box comprising a body and a chambered cover hinged to said body, said
30 cover being provided with an opening for the insertion of the end of a cigar therein, a pin extending across the chambered portion of said cover, and a cigar-tip accumulating receptacle pivotally supported upon said pin,
35 but adapted to be removed from said pin, said receptacle consisting of a scoop-shaped body, the sides of which are formed with slotted portions 37 and retaining openings 38, all for arranging said scoop-shaped body
40 upon said pin, substantially as and for the purposes set forth.

10. In a mach-box comprising a body and a chambered cover hinged to said body, said cover being provided with an opening for the

insertion of the end of a cigar therein, a pin 45
extending across the chambered portion of the cover, and a cigar-tip accumulating receptacle pivotally supported upon said pin, but adapted to be removed from said pin, said receptacle consisting of a scoop-shaped 50
body, the sides of which are formed with slotted portions 37 and retaining opening 38, all for arranging said scoop-shaped body upon said pin, and means connected with
55 said scoop-shaped body adapted to be brought in frictional contact with a portion of the cover to retain said receptacle in its receiving relation within said cover, substantially as and for the purposes set forth.

11. In a match-box comprising a body and 60
a chambered cover hinged to said body, said cover being provided with an opening for the insertion of the end of a cigar therein, a pin extending across the chambered portion
65 of the cover, and a cigar-tip accumulating receptacle pivotally supported upon said pin, but adapted to be removed from said pin, said receptacle consisting of a scoop-shaped body, the sides of which are formed with
70 slotted portions 37 and retaining openings 38, all for arranging said scoop-shaped body upon said pin, and means connected with said scoop-shaped body adapted to be brought in frictional contact with a portion
75 of the cover to retain said receptacle in its receiving relation within said cover, consisting of a downwardly extending member 40, and a finger-piece upon the free end of said member, substantially as and for the pur-
80 poses set forth.

In testimony, that I claim the invention set forth above I have hereunto set my hand this 30th day of April, 1906.

WILLIAM E. EDWARDS.

Witnesses:

FREDK. C. FRAENTZEL,
FREDERICK JAMISON.