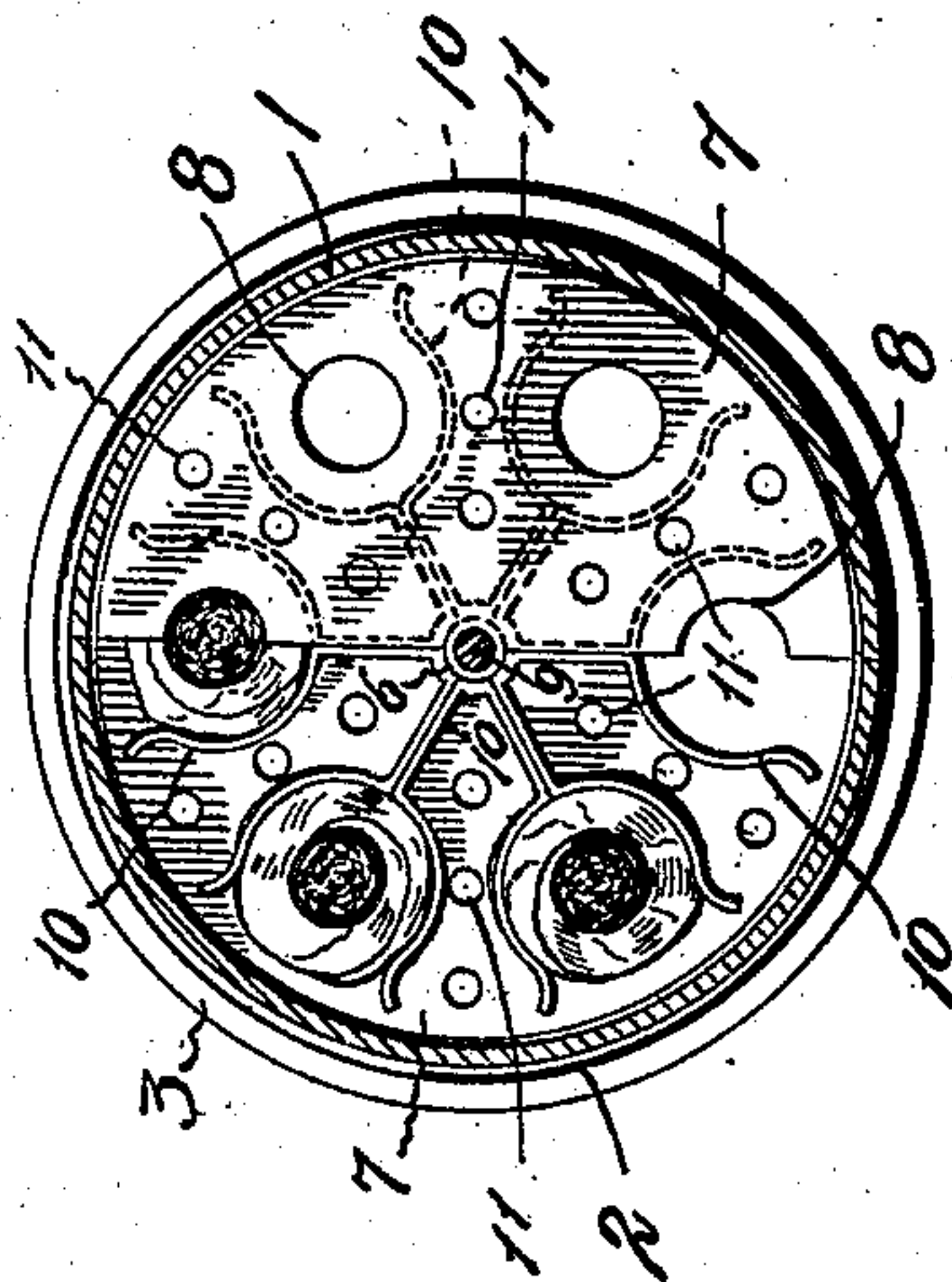
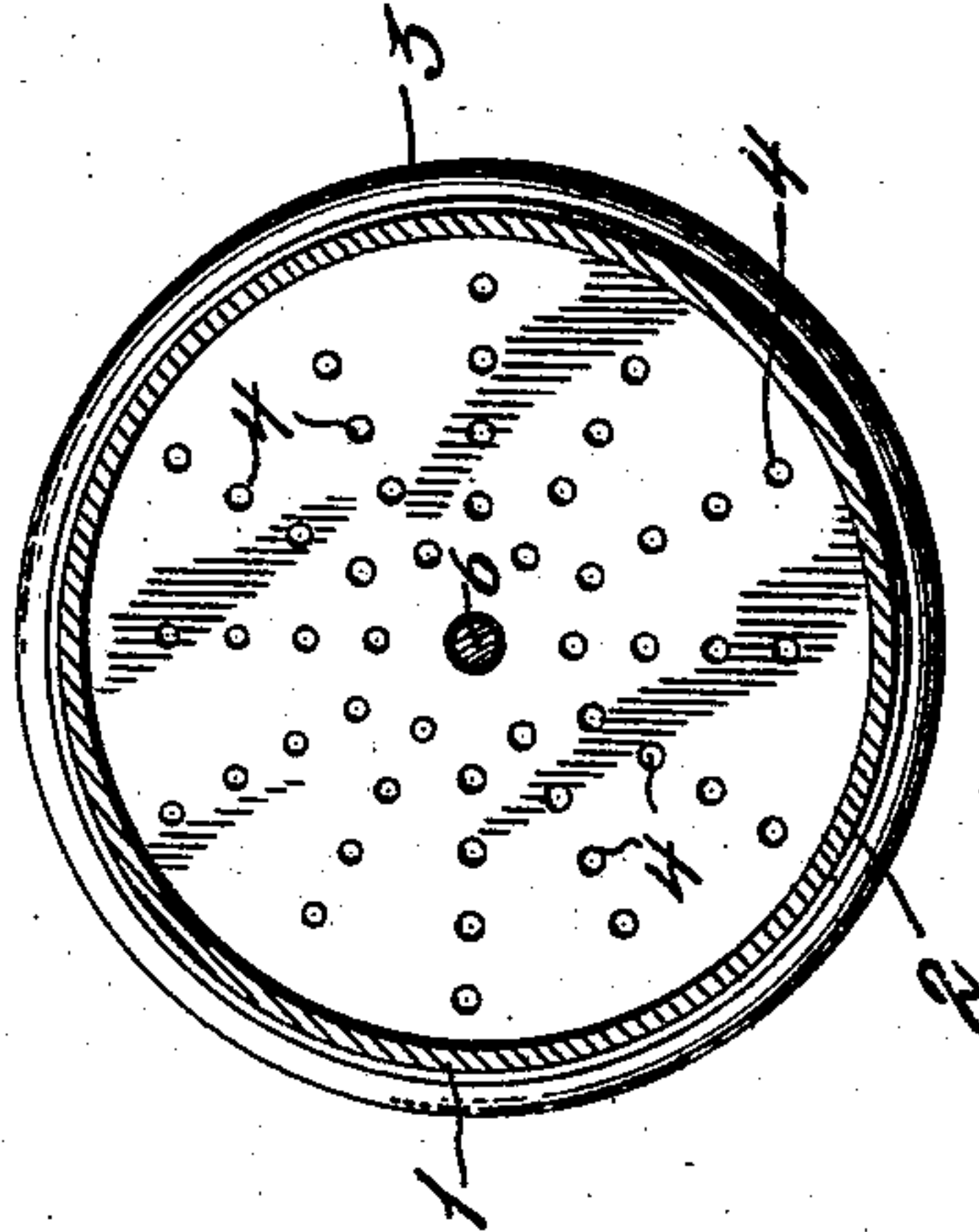
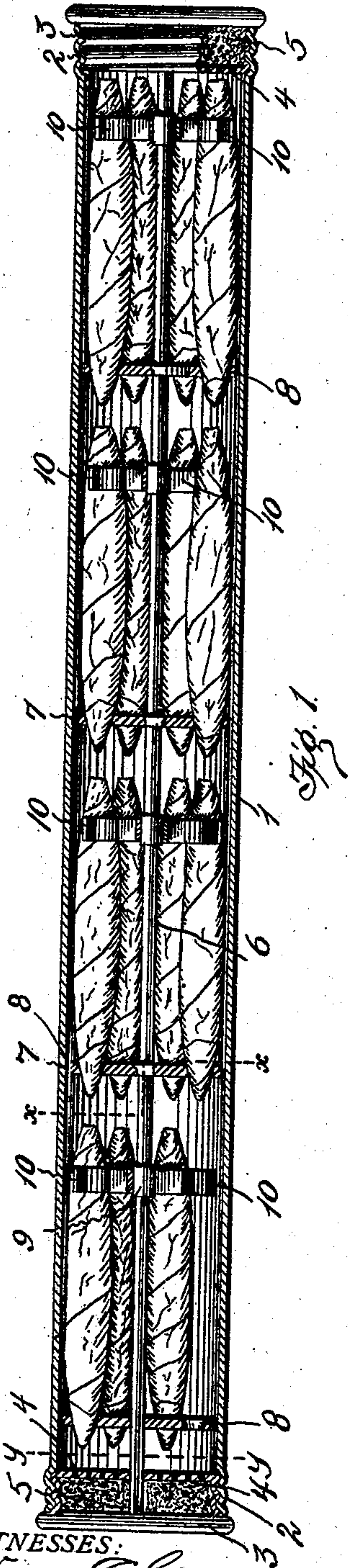


No. 854,820.

PATENTED MAY 28, 1907.

W. B. GOODWIN.
HOLDER FOR CIGARS AND THE LIKE.
APPLICATION FILED APR. 11, 1906.



WITNESSES:

Harry C. Greenwood.
James O. Johnson

INVENTOR.
William B. Goodwin

BY

M. B. [Signature]
ATTORNEY.

UNITED STATES PATENT OFFICE.

WILLIAM B. GOODWIN, OF COLUMBUS, OHIO.

HOLDER FOR CIGARS AND THE LIKE.

No. 854,820.

Specification of Letters Patent.

Patented May 28, 1907.

Application filed April 11, 1906. Serial No. 311,047.

To all whom it may concern:

Be it known that I, WILLIAM B. GOODWIN, a citizen of the United States, residing at Columbus, in the county of Franklin and State of Ohio, have invented certain new and useful Improvements in Holders for Cigars and the Like, of which the following is a specification.

My invention relates to new and useful improvements in holders for cigars and the like.

The object of the invention is to provide a holder in which a number of cigars may be compactly stored without the liability of breakage, and which holder is comparatively small in size, thus being adapted to transportation and occupying little room in a traveling bag or case.

Another feature resides in means for supplying moisture to the holder and thus maintaining the cigars in a fresh or "green" state.

Still another object lies in means for separately supporting each cigar, so that they are prevented from coming into contact with each other, and permitting one or more cigars to be inserted or removed without disturbing the others.

Finally the object of the invention is to provide a device of the character described that will be strong, durable and efficient, simple and comparatively inexpensive to construct, and one in which the several parts will not be liable to get out of operative relation.

With the above and other objects in view, the invention consists of the novel details of construction and operation, a preferable embodiment of which is described in the specification and illustrated in the drawings, in which:

Figure 1 is a longitudinal sectional view showing cigars in place and parts of the holder in elevation, Fig. 2 is a transverse vertical sectional view taken on the line X—X of Fig. 1, and Fig. 3 is a transverse vertical sectional view taken on the line Y—Y of Fig. 1.

In the drawings the numeral 1, designates the body of the holder, which while shown as cylindrical in the drawings, may be of any suitable shape and formed of metal, moisture-proof paper, china, glass or any other suitable material. At its ends, which are open, the body is formed with screw-threads 2, adapted to receive flanged and screw-threaded hollow caps or closures 3. Perforations 4 are provided in the inner sides or ends of the caps and communicate with the

interior of the body 1. Within the caps 3, sponges or other moisture absorbing and distributing materials 5 are arranged.

A rod 6 extends centrally through the body and terminates within the caps abutting the flanged heads thereof, which hold it against longitudinal displacement. The rod 6 while entering the caps is preferably not connected thereto, thus permitting either cap to be removed without disturbing the rod or other cap. Suitably secured to the rod 6 at intervals are disks 7, having diameters slightly less than that of the interior of the body 1, to permit a free passage of the disks into and out of the same. These disks are separated a sufficient distance to permit a number of cigars to be placed there between without coming into contact, and are each provided with a ring of openings 8 adapted to receive and support the butt-ends of the cigars, but of such size as to prevent the cigars from passing therethrough. Collars 9 are also secured to the rod 6, between the disks and support, a plurality of radially extending spring clips 10, having flaring ends and rounded portions adapted to receive the cigars near their tips. These clips 10 are formed of light resilient metal so as to spring apart and lightly grasp the cigars when they are inserted; thus obviating damaging of the wrapper or filler. The clips are separated a sufficient distance to prevent the cigars from coming into contact with each other or with the rod or body of the holder. The cigars thus supported are held against displacement in all directions and also against dislodgment from vibration or movement of the holder. The rounded and flaring construction of the clips 10 permits easy and ready insertion and removal of the cigars.

My invention permits a holder having a body with a comparatively small diameter or width and capable of containing a number of cigars to be constructed; thereby allowing one to carry or pack a number of cigars in a small space, without fear of breakage. By provision of the hollow caps 3, the holder may be tightly closed at each end and by means of the perforations 4 and the sponges 5, moisture is supplied to the cigars, thus maintaining them in a fresh or "green" state. The cap at either end may be removed and the rod withdrawn. It is obvious that the disks 7 and the clips 10 being secured to the rod 6 are carried thereby, so that the cigars are supported from the said

rod and when the latter is withdrawn from the holder, one or more cigars may be individually removed or inserted.

Perforations 11 are provided in the disks 7 to permit the moisture to thoroughly circulate through the holder and permeate the cigars.

What I claim is:

1. In a cigar holder, a casing having integral sides, a closure for one end of the casing, a central support, and means for supporting a number of cigars from the central support, said means being arranged to engage the cigars near each end.

2. The combination with a casing having integral sides, of a closure for one end of the casing, a central support arranged in the casing, means for supporting a number of cigars from and about the central support, and means for supplying moisture to the cigars.

3. The combination with a casing having non-movable sides, of a cap having engage-

ment with one end of the casing, a central support arranged in the casing, and means for supporting a number of cigars from and about the central support.

4. The combination with a casing having non-movable sides, of a central support arranged in the casing adapted to support a number of cigars out of contact with sides of the casing, and a closure for the casing.

5. The combination with a casing, of a support arranged within the casing adapted to carry a number of cigars, spring clips secured to the support and adapted to receive one end of the cigars, and a plate secured to the support having openings adapted to receive the other end of the cigars.

In testimony whereof I have signed my name to this specification in the presence of two subscribing witnesses.

WILLIAM B. GOODWIN.

Witnesses:

M. B. SCHLEY,
S. A. SCHLEY.