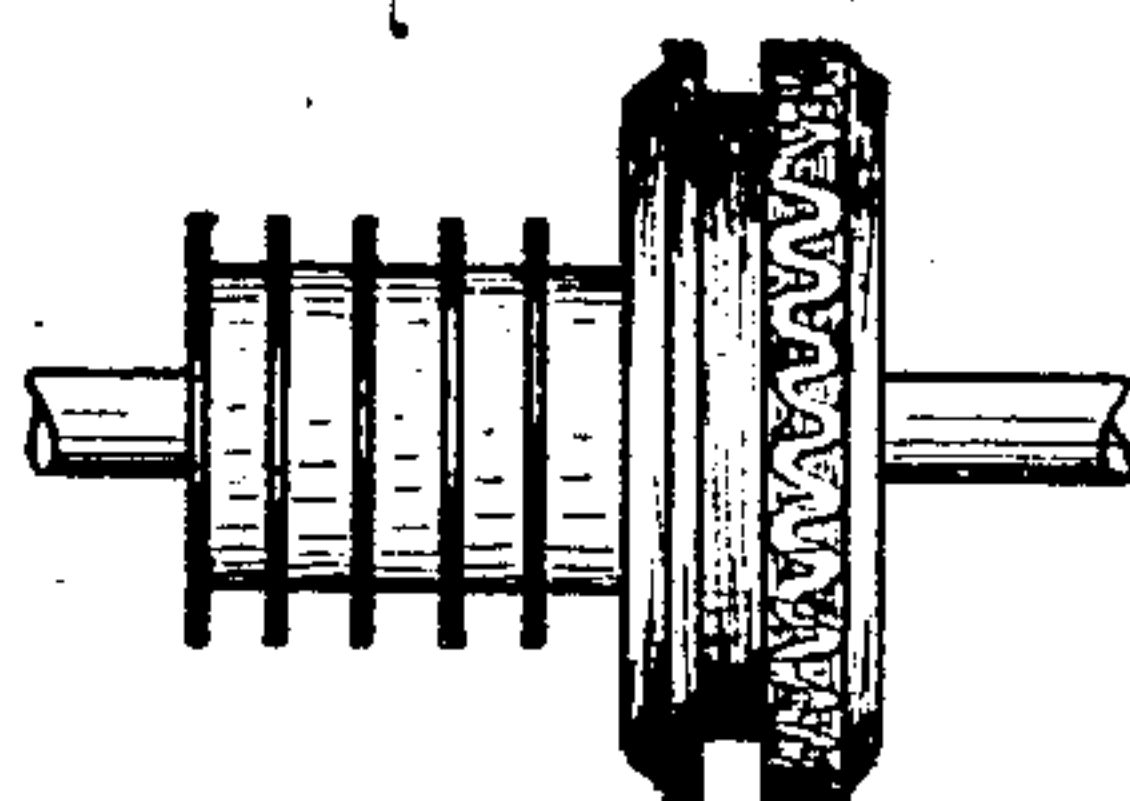
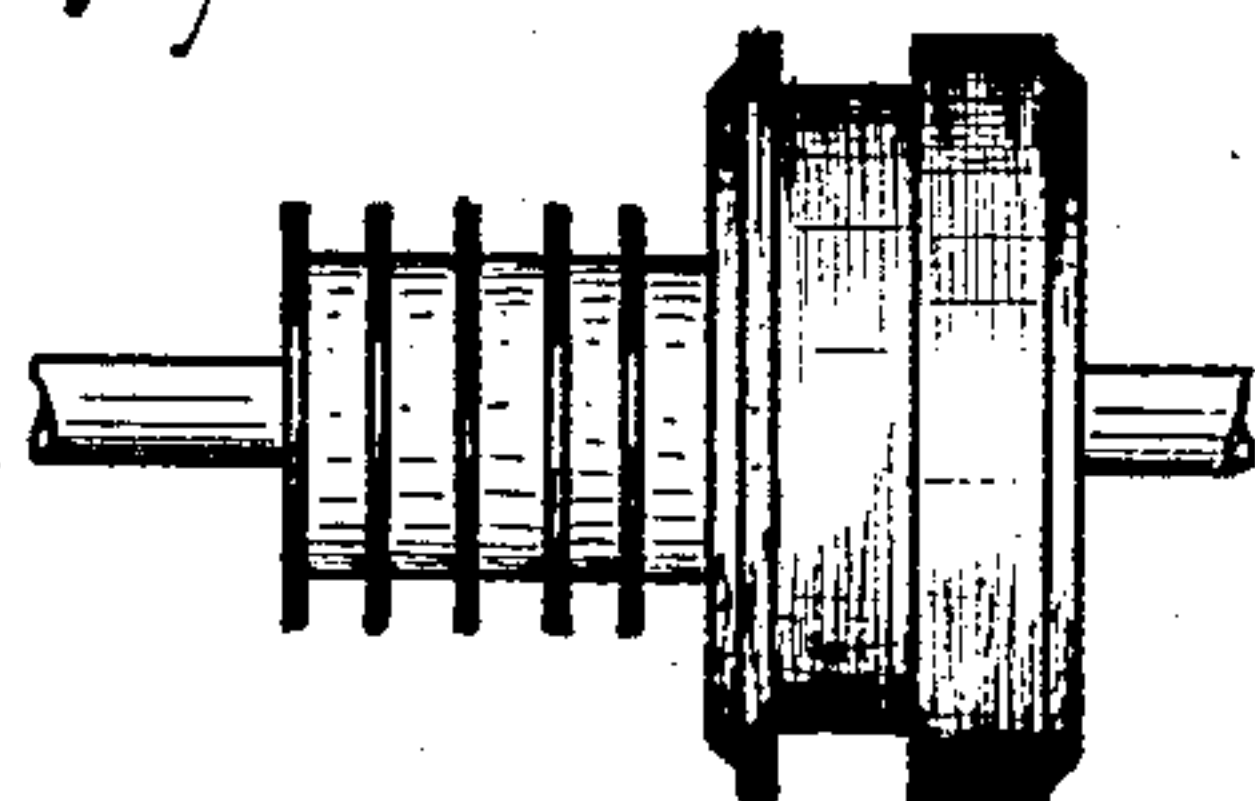
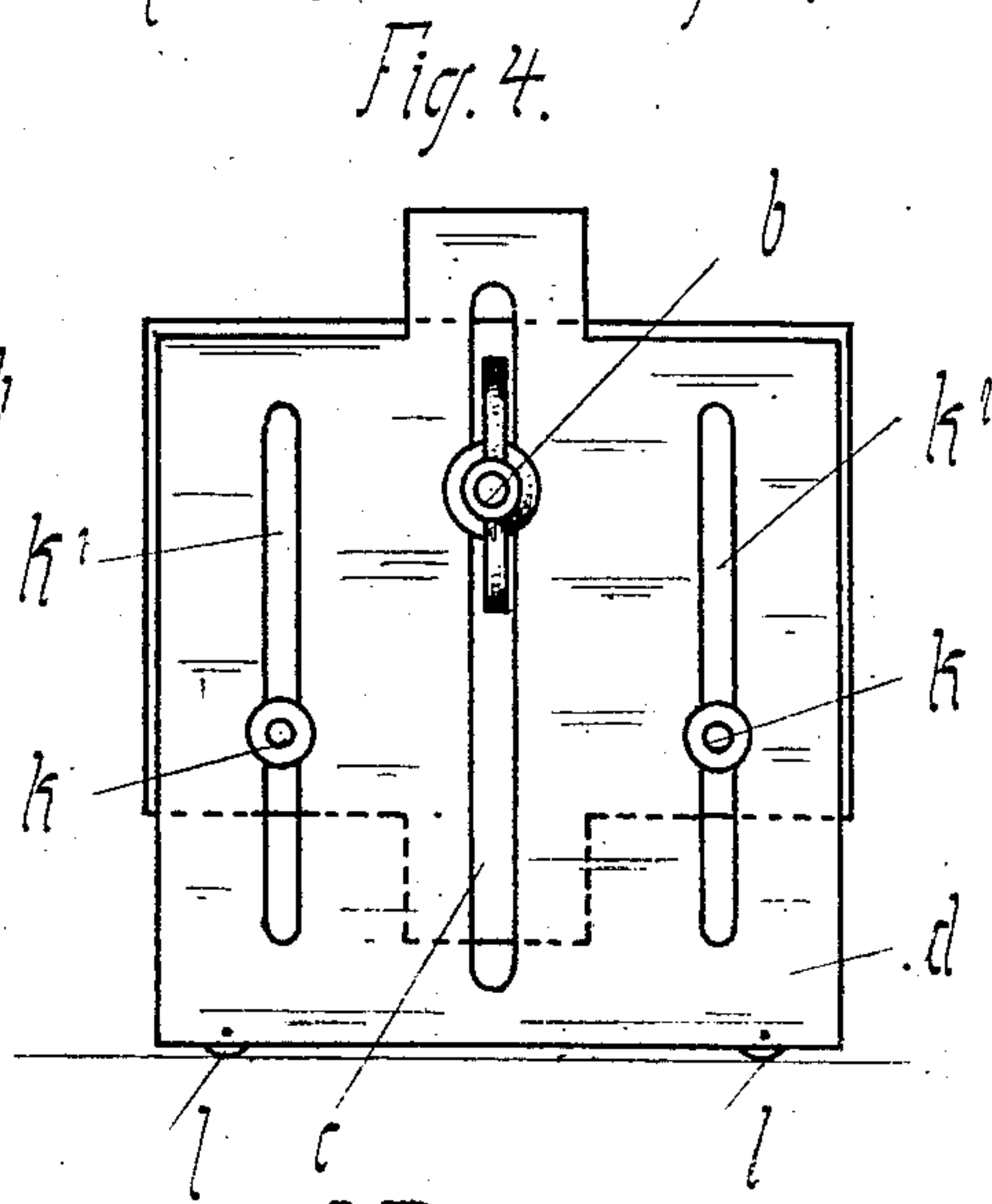
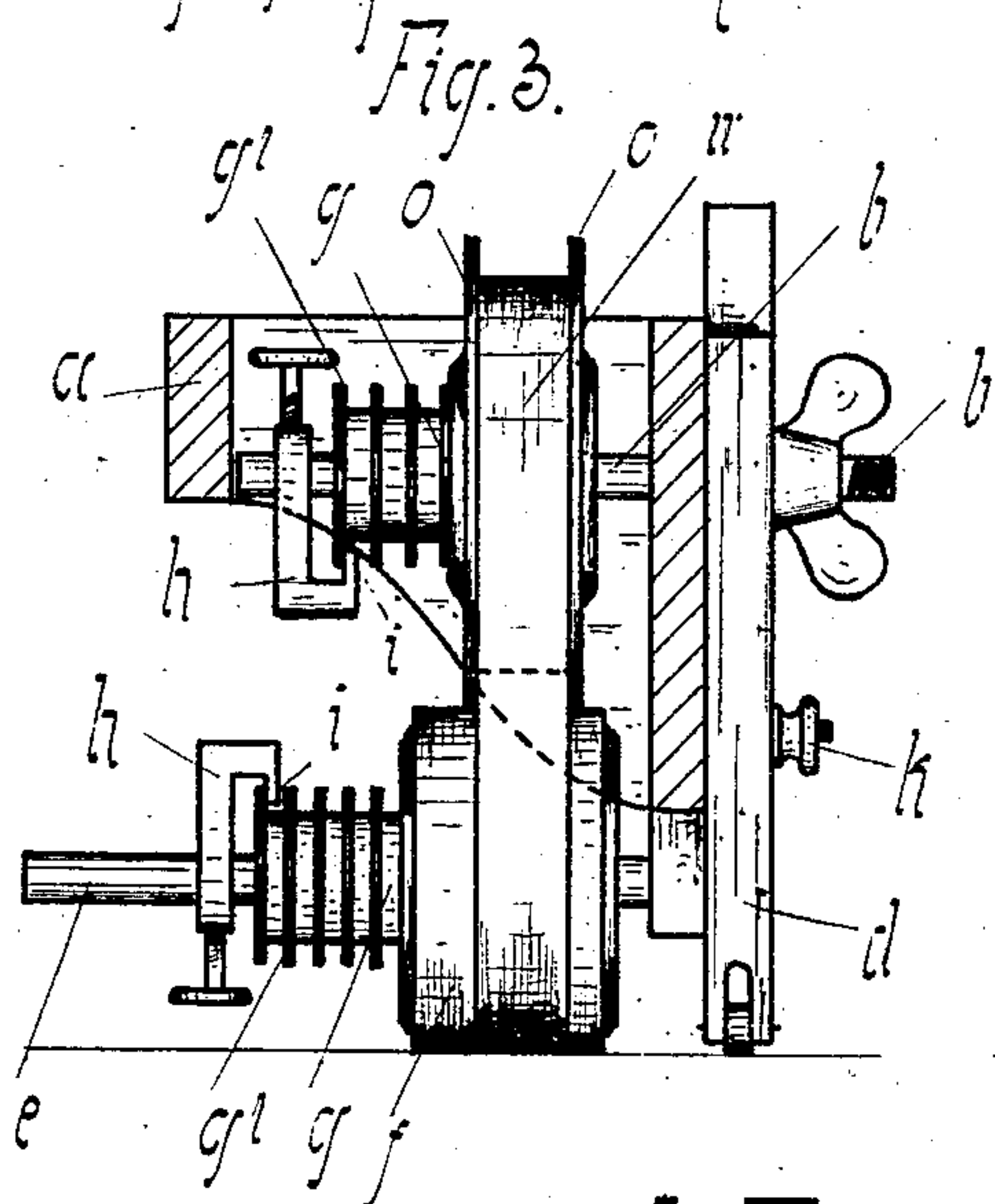
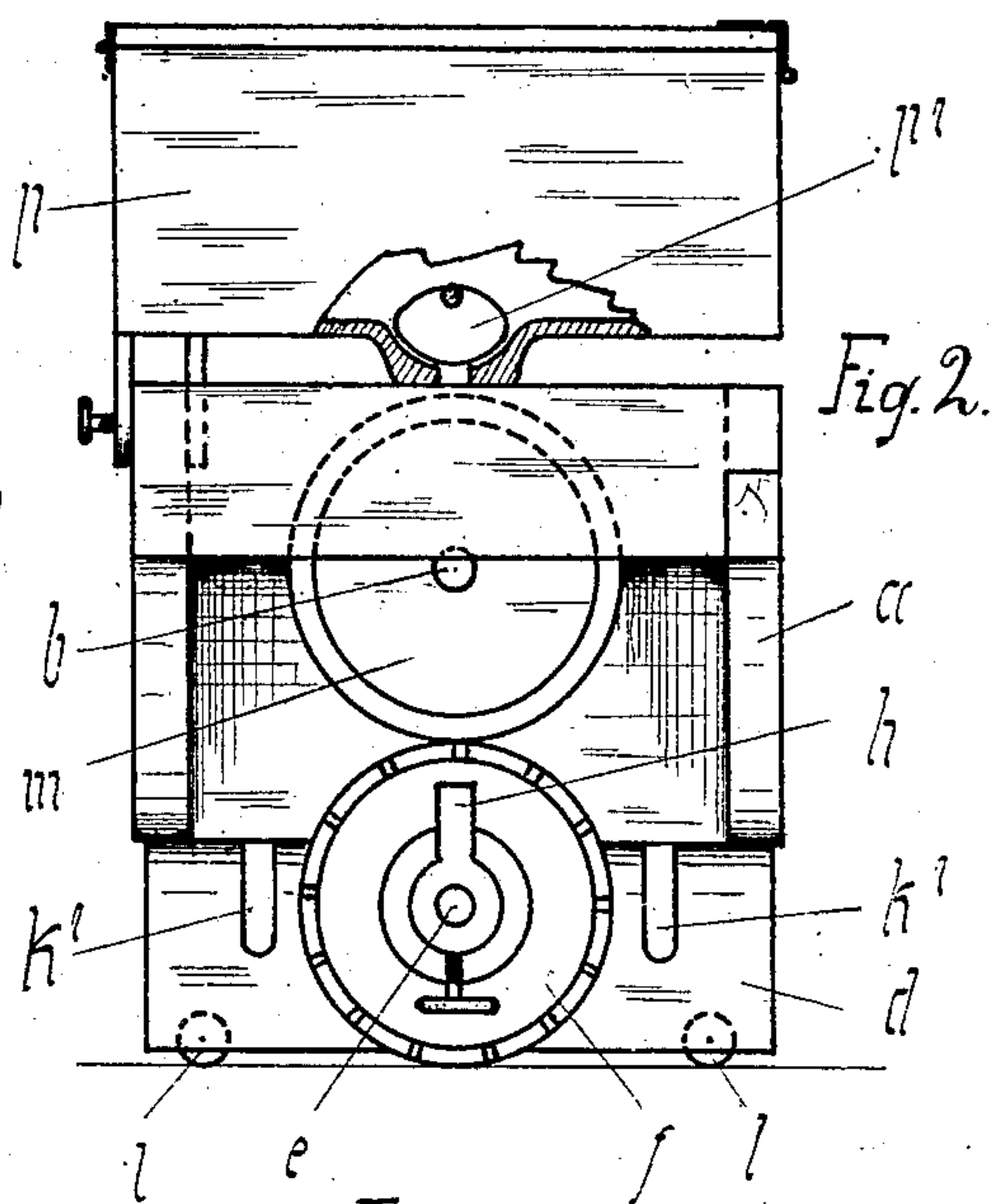
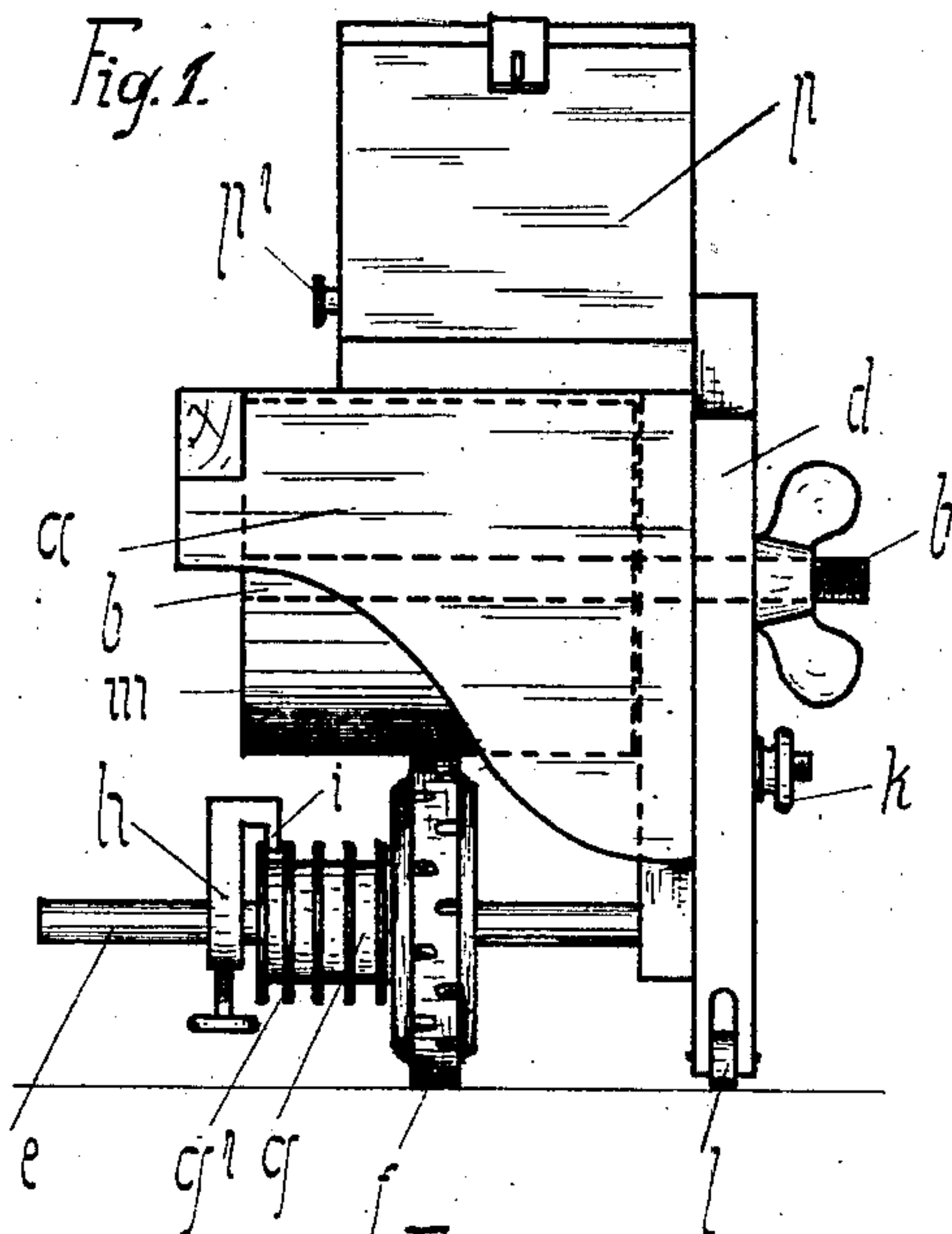


No. 854,638.

PATENTED MAY 21, 1907.

C. FISCHER.
PAINTER'S UTENSIL.
APPLICATION FILED FEB. 15, 1907.



Witnesses:
Wilhelm Apphauer
Th. Klomberg

Fig. 5.

Fig. 6.

Inventor:
Christoph Fischer
By Wilhelm Hirschbaum
Attorney.

UNITED STATES PATENT OFFICE.

CHRISTOPH FISCHER, OF CASSEL, GERMANY.

PAINTER'S UTENSIL.

No. 854,638.

Specification of Letters Patent.

Patented May 21, 1907.

Application filed February 15, 1907. Serial No. 357,569.

To all whom it may concern:

Be it known that I, CHRISTOPH FISCHER, a subject of the German Emperor, and a resident of Cassel, Germany, have invented new and useful Improvements in Painters' Utensils, of which the following is a specification.

This invention relates to a new or improved painters' utensil, comprising an adjustable and exchangeable roller for drawing colored lines, which roller is adapted to be provided with color by an exchangeable and adjustable coloring roller, or for gilding purposes by a gilding roller.

In the accompanying drawing, Figures 1 & 2 are views at right angles to each other of the improved apparatus, with the roller for drawing colored lines and the ordinary coloring roller mounted thereon; while Fig. 3 is a sectional elevation similar to Fig. 1, but with the gilding roller, instead of the ordinary coloring roller, mounted thereon; Fig. 4 is a right side view of Fig. 1, and Figs. 5 & 6 show a view of two rollers for drawing colored lines, one for full lines and the other for corrugated lines.

Within the frame *a* an adjustable spindle *b* is arranged and adapted to be shifted in the middle slot *c* of the guiding plate *d*. The lower part of the frame *a* carries a fixed spindle *e* on which the roller *f* for drawing straight lines, is movably mounted. For allowing the roller *f* to take up different lateral positions, the boss *g* of the roller is provided with ring grooves *g*¹ into which the guide-holder *h* which is adjustable on the spindle *e*, is adapted to catch with its hook *i*. The frame *a* is by means of set-screws *k* adjustable on the guiding plate *d* which is for this purpose provided with lateral slots *k*¹. For easy manipulation of the apparatus the guiding plate *d* is adapted to run on small rollers *l*. The coloring roller *m* is mounted on the adjustable spindle *b* and can, if required, be replaced by the gilding roller *n*. The latter is then held by the disks *o* and provided with the same adjustable fixing device as this is the roller *f* for drawing the colored lines.

The color-containing reservoir *p* for feeding the coloring roller *m* is mounted on the

frame *a* and fitted with an outlet regulating device *p*¹.

Having fully described my invention, what I claim and desire to secure by Letters Patent is:—

1. A painter's utensil comprising in combination a guiding plate *d* provided with a middle slot (*c*) and lateral slots (*k*¹), a frame (*a*) adjustably fixed in the slots (*k*¹) of said guiding plate, a fixed spindle (*e*) provided on the lower part of said frame (*a*), a roller (*f*) for drawing colored lines movably and exchangeably mounted on said spindle (*e*) and provided with a boss (*g*) having ring grooves (*g*¹), a guide-holder (*h*) adapted to be adjustably fixed on said spindle (*e*), a catch (*i*) provided on said guide-holder and designed to catch into the ring grooves (*g*¹) of the boss (*g*) of said roller (*f*) and thus to hold the latter adjustably on said spindle (*e*), small rollers (*l*) provided on the bottom of said guiding plate (*d*) and designed to easily guide the latter, a spindle (*b*) adjustably fixed above said spindle (*e*) in the slot (*c*) of said guiding plate (*d*), a coloring roller (*m*) exchangeably mounted on said spindle (*b*), and a color-containing reservoir placed above said coloring roller on said frame and having an outlet with a regulating device, for feeding said coloring roller, substantially as described and shown.

2. A painter's utensil comprising in combination with a guiding plate (*d*), a frame (*a*) adjustably fixed in said guiding plate, a roller (*f*) for drawing colored lines adjustably and exchangeably attached to said frame, and a spindle (*b*) adjustably fixed on said guiding plate; a gilding roller (*n*) for said color roller (*f*) placed above the latter and adjustably and exchangeably mounted on said spindle (*b*), substantially as described and shown.

In testimony whereof I have hereunto set my hand in the presence of two subscribing witnesses.

CHRISTOPH FISCHER.

Witnesses:

GEORG DUDENHÖFFER,
WILHELM BENDER.