

No. 854,274.

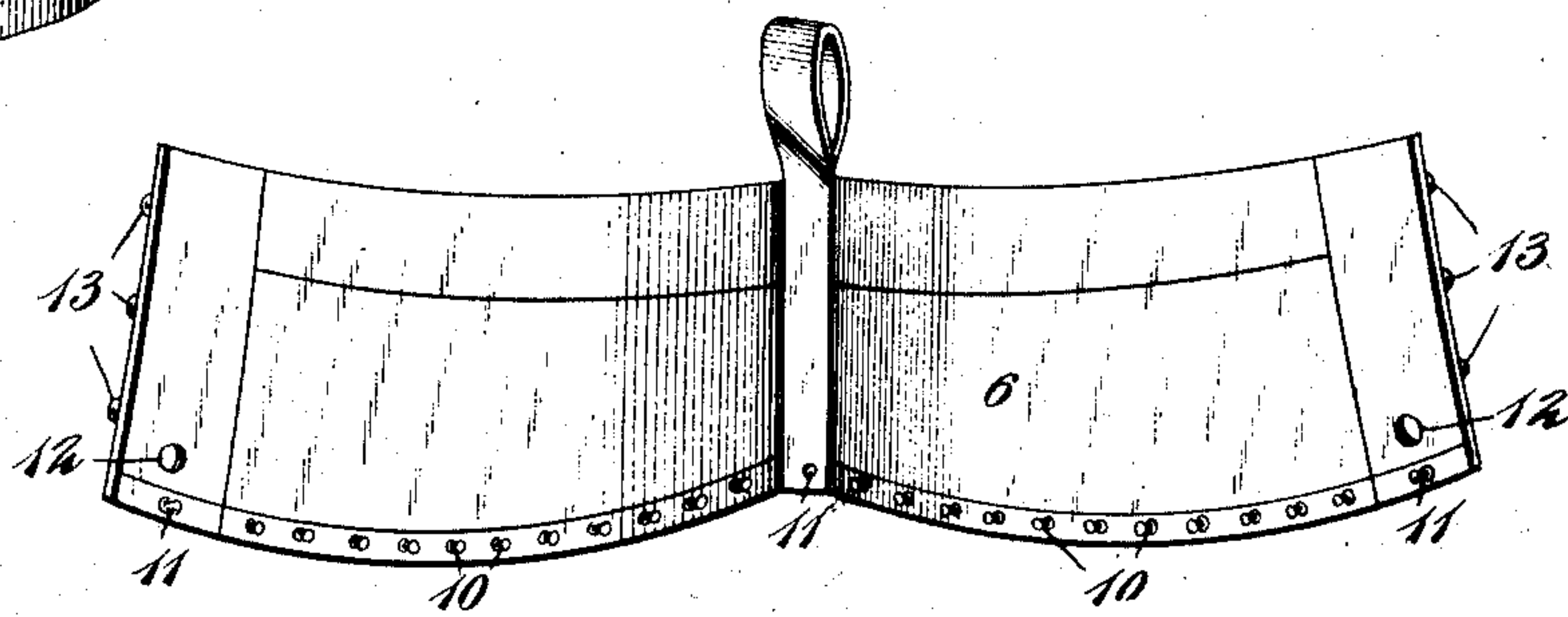
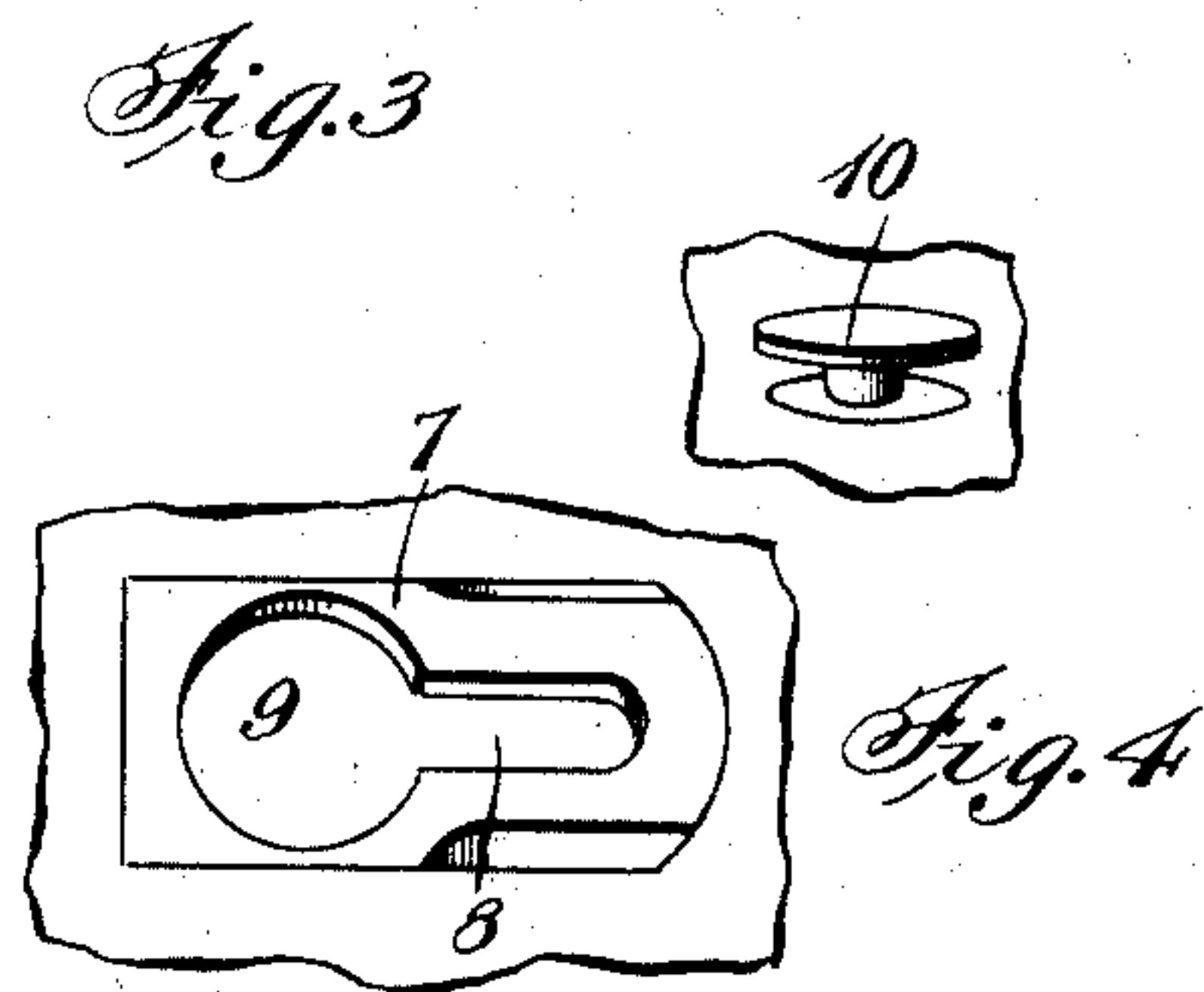
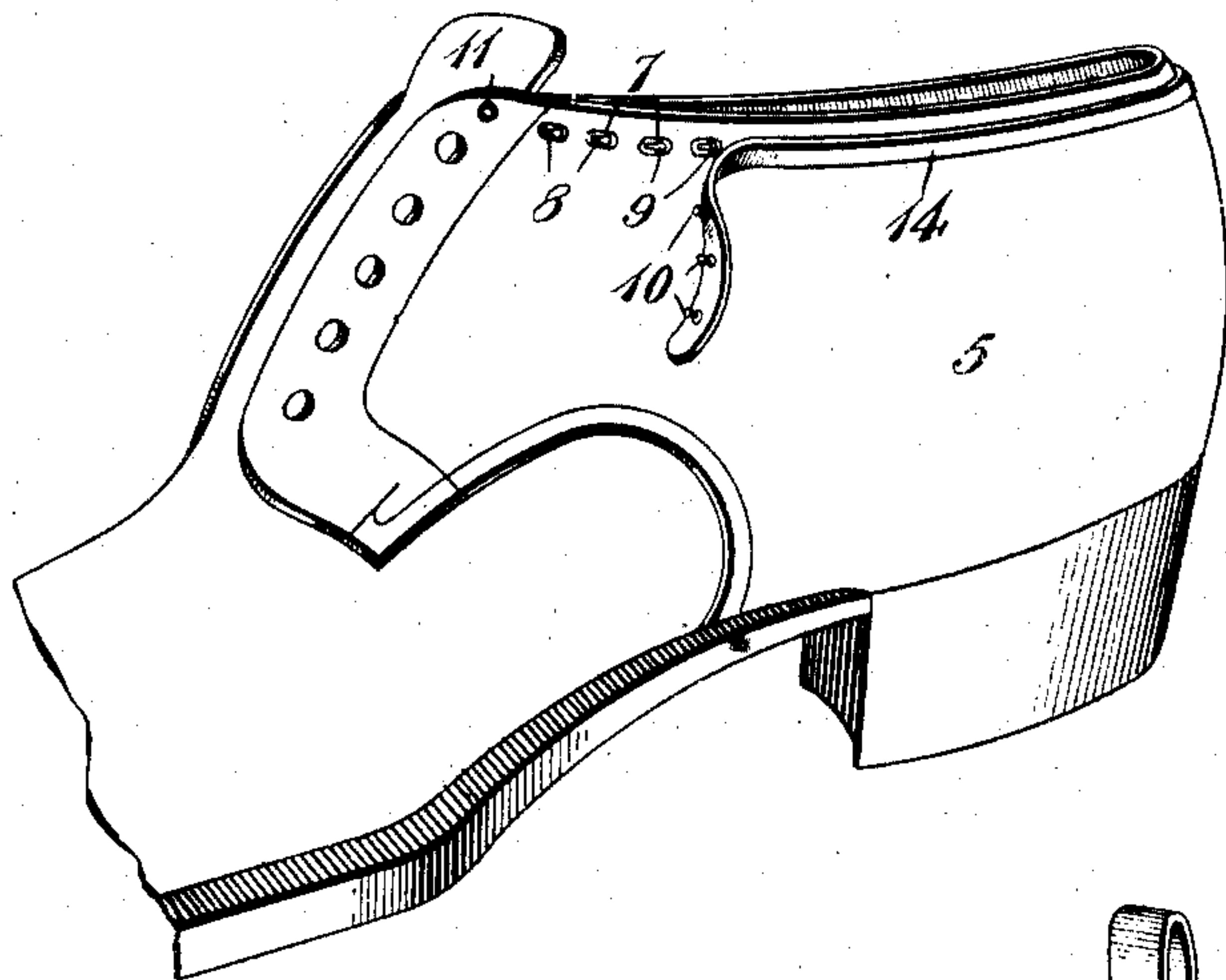
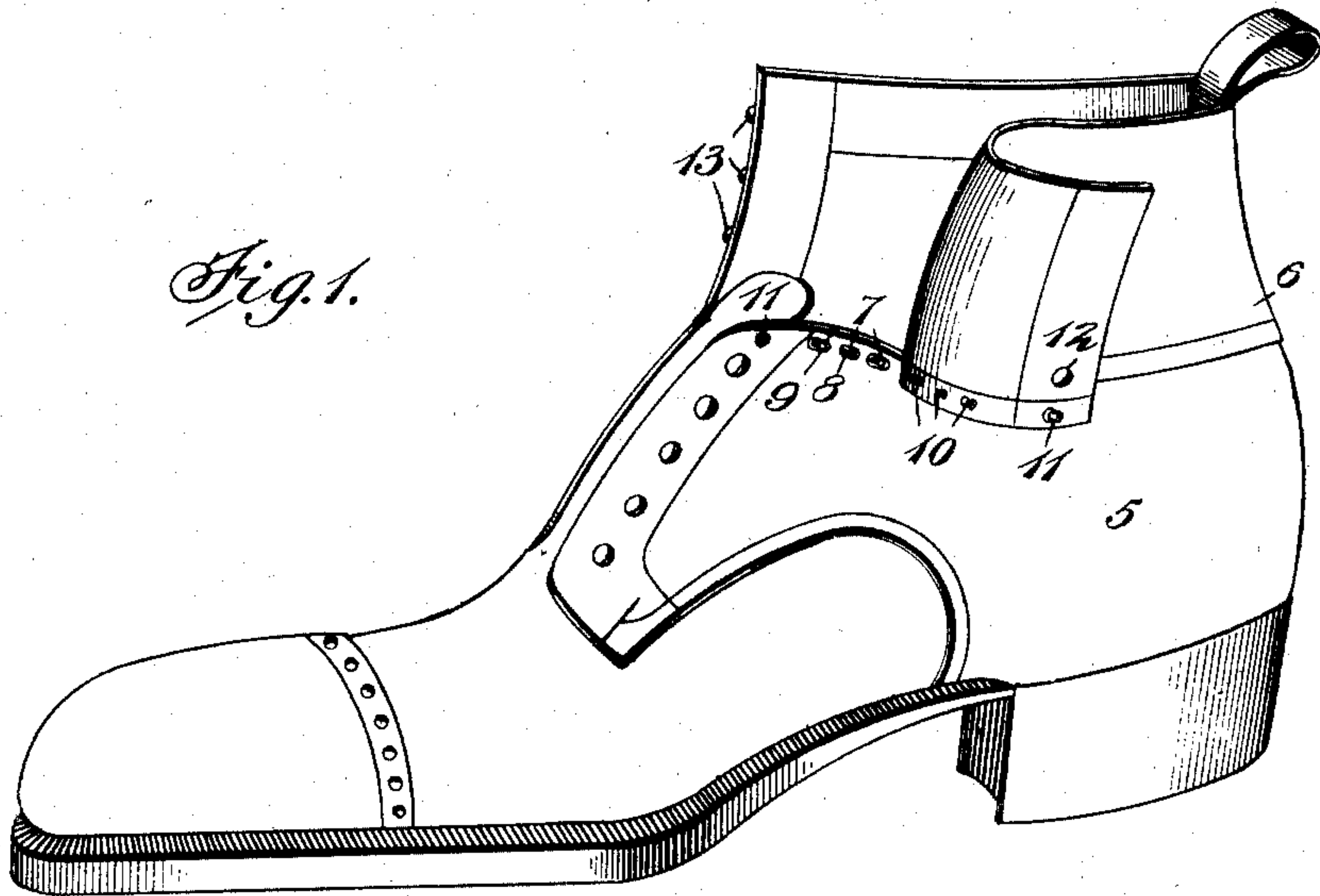
PATENTED MAY 21, 1907.

J. CROOK & J. SCHWARTZ.

W. J. SCHWARTZ, ADMINISTRATOR OF J. SCHWARTZ, DEC'D.

ATTACHMENT FOR SHOES.

APPLICATION FILED JUNE 30, 1906.



Witnesses

*M. A. Curand*

*M. A. Schmidt*

*Fig. 2.*

*Jesse Crook*

By

*John Schwartz*

*M. B. Lewis & Co. Attorneys*

Inventors

# UNITED STATES PATENT OFFICE.

JESSE CROOK AND JOHN SCHWARTZ, OF MENDON, OHIO; WILLIAM J. SCHWARTZ ADMINISTRATOR OF SAID JOHN SCHWARTZ, DECEASED.

## ATTACHMENT FOR SHOES.

No. 854,274.

Specification of Letters Patent.

Patented May 21, 1907.

Application filed June 30, 1906. Serial No. 324,208.

*To all whom it may concern:*

4 Be it known that we, JESSE CROOK and JOHN SCHWARTZ, citizens of the United States, residing at Mendon, in the county of Mercer and State of Ohio, have invented new and useful Improvements in Attachments for Shoes, of which the following is a specification.

10 This invention relates to shoes, and has for its object to provide a convertible shoe.

The invention comprises an attachment to be applied to a low shoe or to that style of shoe known as the Oxford, whereby it is changed to a high shoe.

15 In the accompanying drawing:—Figure 1 is a perspective view showing the attachment applied; Fig. 2 is an inside view of the attachment removed; Fig. 3 is a perspective view of the shoe without the attachment; 20 Fig. 4 is a perspective view of the fastening means.

Referring specifically to the drawing, 5 denotes a low shoe or that style of shoe known as the Oxford. The attachment for 25 converting this style of shoe to a high shoe comprises a flap 6 corresponding in shape to the top portion of a high shoe, and of such size as to properly fit the shoe 5. The flap is secured by stud and socket fasteners to be 30 described.

Extending around the upper edge of the shoe 5, on the outside thereof, are a number of socket pieces 7 having slots 8 which are enlarged at one end as at 9. Near the lower 35 edge of the flap, on the inside thereof, are a number of studs 10 which are placed in the

socket pieces by extending the head of the stud through the enlarged part 9, and drawing the shank into the slot 8. The attachment is further secured by glove snaps 11, 40 one at the back, and one at each front end. The slots 8 are presented toward the front of the shoe so that the studs 10 will not become disengaged when the flap is drawn together and laced. The flap has one eyelet 45 12, and three hooks 13 on each side for the lacing, which can, therefore, be applied as in any ordinary shoe.

When the flap is not in use, the socket pieces are covered by a strap 14 which is secured in the same manner as the flap. 50

The attachment can be readily applied and removed, and the manner in which it is applied does not detract from the appearance of the shoe. 55

We claim:—

The combination with a low shoe having a removable upper for converting the same into a high shoe, and fastening devices on the shoe for connecting said upper thereto, of a 60 covering strip engageable with said devices when the upper is removed, to conceal said devices.

In testimony whereof we have signed our names to this specification in the presence of 65 two subscribing witnesses.

JESSE CROOK.  
JOHN SCHWARTZ.

Witnesses:

T. M. MAURER,  
J. B. MAURER.