


No. 850,792.

PATENTED APR. 16, 1907.

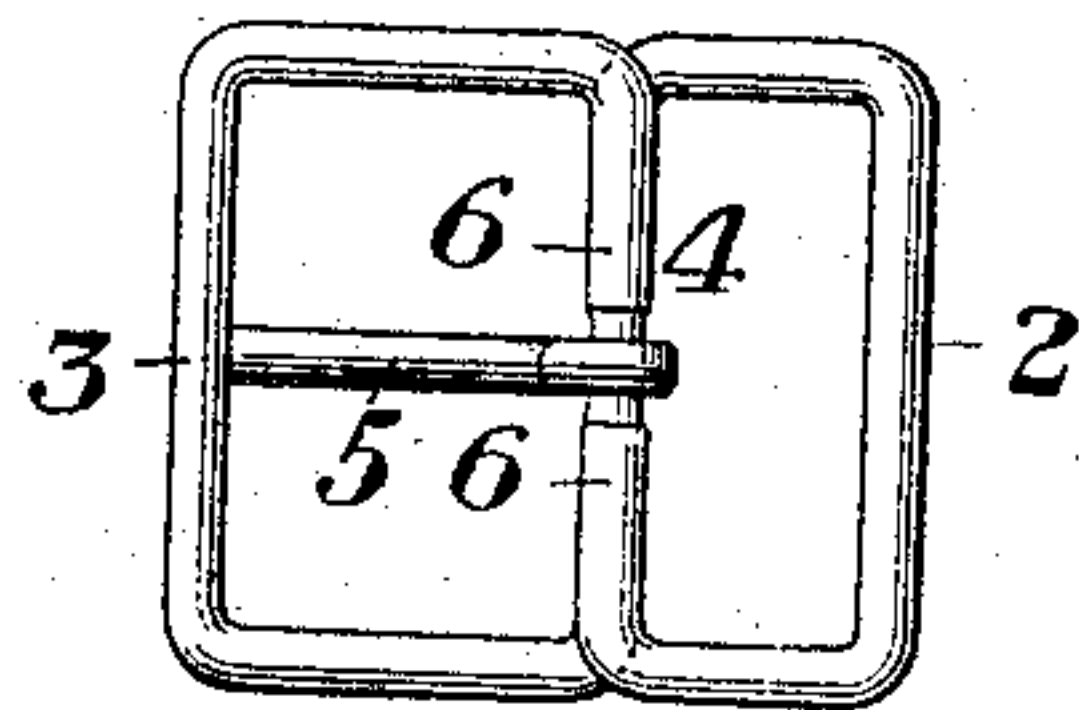
W. A. SCHLEICHER.  
WIRE BUCKLE.

APPLICATION FILED JUNE 14, 1906.

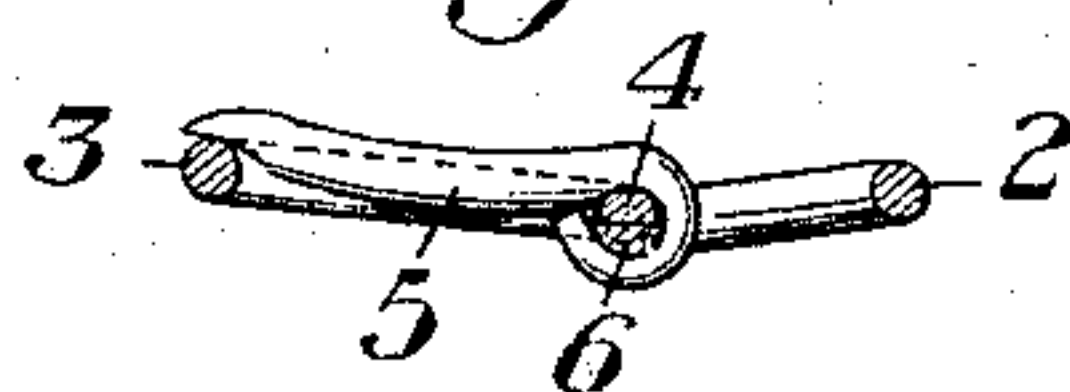
*Fig. 1.*



*Fig. 2.*



*Fig. 3.*



WITNESSES

*R. A. Balderson*  
*Warren W. Swartz*

INVENTOR

*W. A. Schleicher*  
*By Bohannon Byrnes*  
*his Atty.*

# UNITED STATES PATENT OFFICE.

WILLIAM A. SCHLEICHER, OF CLEVELAND, OHIO, ASSIGNOR TO THE EBERHARD MANUFACTURING COMPANY, OF CLEVELAND, OHIO, A CORPORATION OF OHIO.

## WIRE BUCKLE.

No. 850,792.

Specification of Letters Patent.

Patented April 16, 1907.

Application filed June 14, 1906. Serial No. 321,627.

*To all whom it may concern:*

Be it known that I, WILLIAM A. SCHLEICHER, of Cleveland, Cuyahoga county, Ohio, have invented a new and useful Improvement in Wire Buckles, of which the following is a full, clear, and exact description, reference being had to the accompanying drawings, forming part of this specification, in which—

10 Figure 1 is a top plan view of a buckle embodying my invention. Fig. 2 is a bottom plan view of the same, and Fig. 3 is a section on the line III III of Fig. 1.

My invention has relation to buckles, and is designed to provide a strong and efficient buckle which can be made out of wire and shaped and formed with very little expense.

In carrying out my invention I take a single piece of wire of the proper size and bend it to form the tuck-loop 2 and the tongue-loop 3. The intermediate portion of the wire forms the transverse connecting-bar 4 between the two loops 2 and 3, which bar forms the pintle for the tongue 5, the under surface of the bar 4 being preferably flattened off somewhat and the transversely-bent free end portions 6 of the wire being carried underneath the same and pressed against it. The frame formed by the wire is then tinned, the end portions 6 are soldered to the bar 4, and the tongue 5 is applied.

The operation of making the buckle is an extremely simple one, and the buckle thus made is strong and effective.

What I claim is—

1. A buckle having its frame composed of a single piece of wire bent to form a tongue-loop and a tuck-loop, with a straight intermediate transverse bar common to both loops and forming a pin or pintle for the tongue, said intermediate bar being formed in part by an intermediate portion of the wire and in part by the free end portions of the wire which are brought into the same vertical plane with the said intermediate portion and closed vertically against the same; substantially as described.

2. A buckle having its frame composed of a single integral piece of wire bent to form a tuck-loop and a tongue-loop, with a transverse bar intermediate of the two loops, said bar having a flattened surface against which the free inwardly-turned end portions of the wire are pressed and secured; substantially as described.

In testimony whereof I have hereunto set my hand.

WILLIAM A. SCHLEICHER.

Witnesses:

JOHN H. BAEHR,  
EMIL W. JAITE.