

No. 850,140.

PATENTED APR. 16, 1907.

E. DAVIS.

TAB FOR SHEETS OF LEDGERS, &c.

APPLICATION FILED MAR. 19, 1906.

Fig. 1.

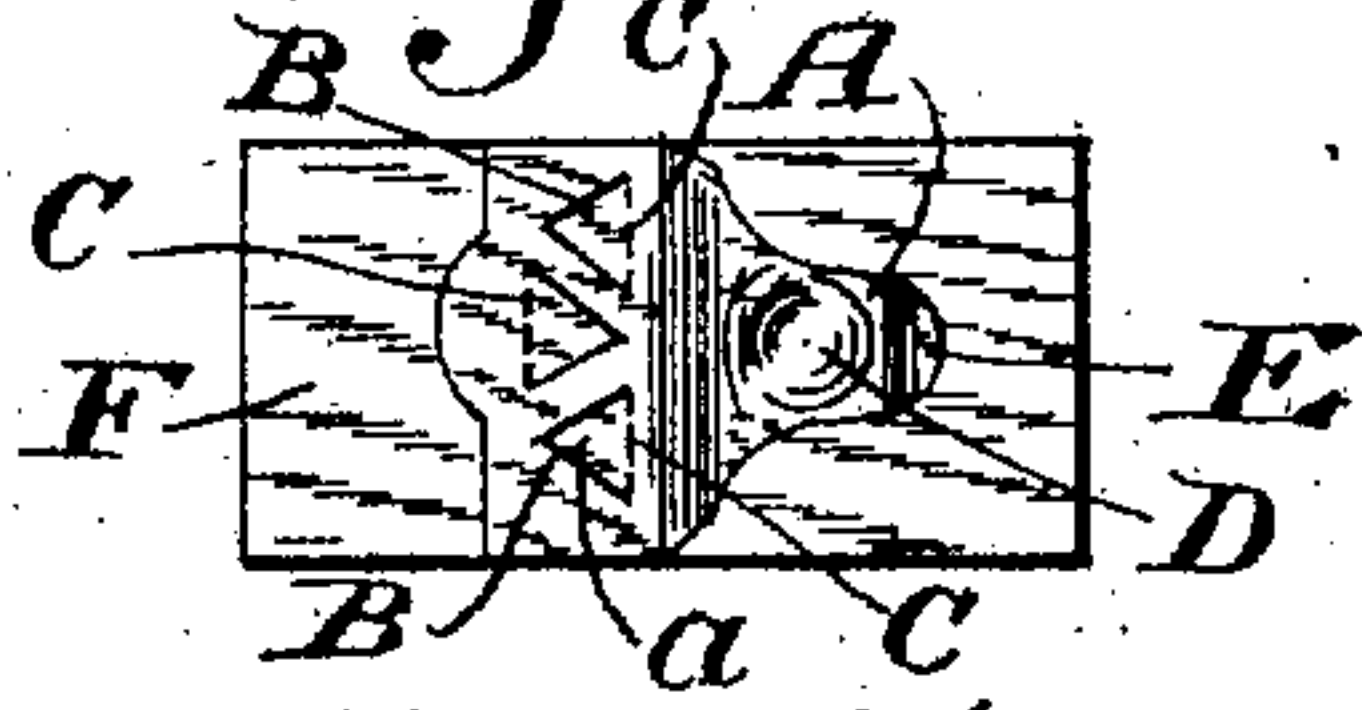


Fig. 7.

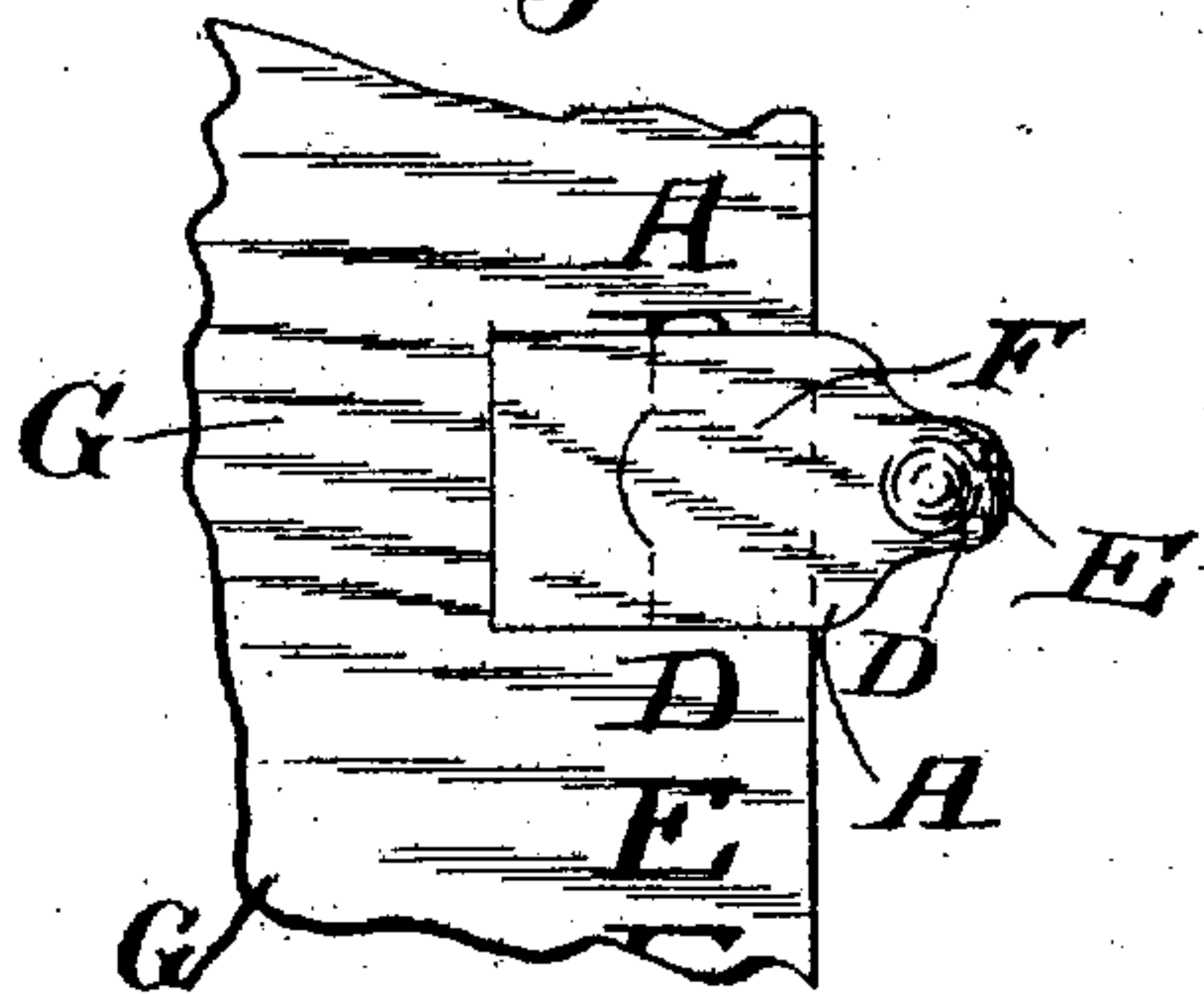


Fig. 2.

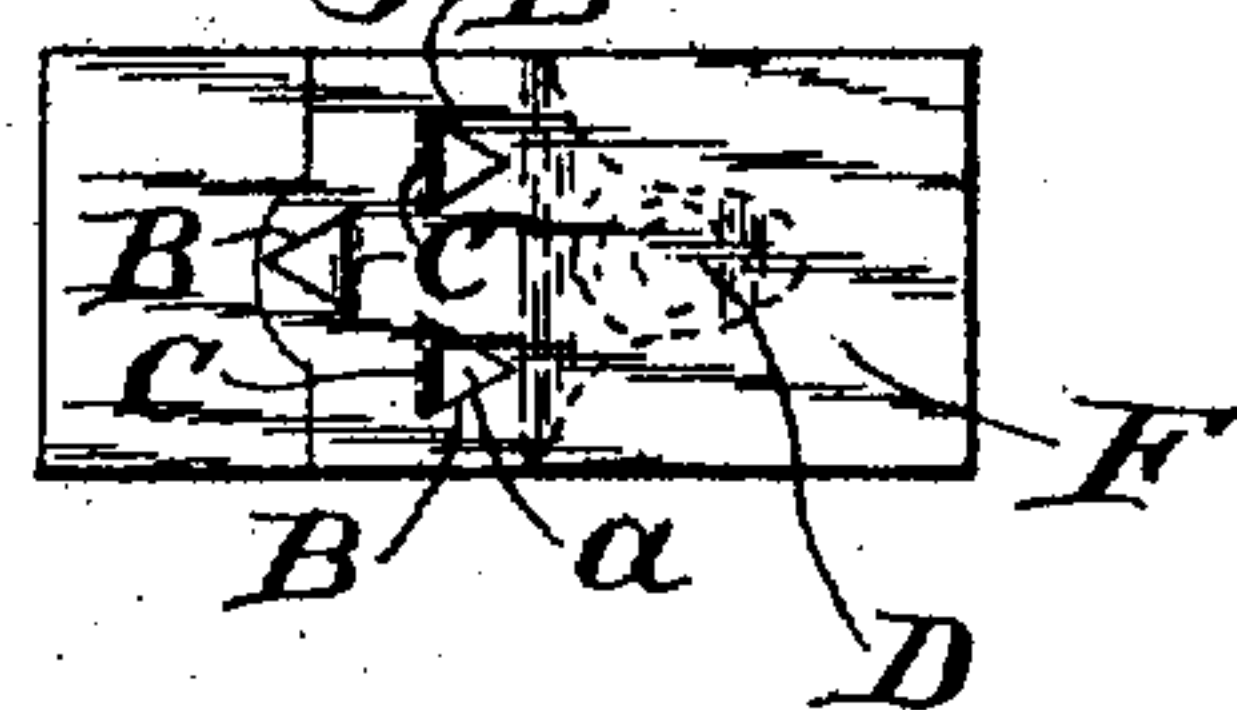


Fig. 3.

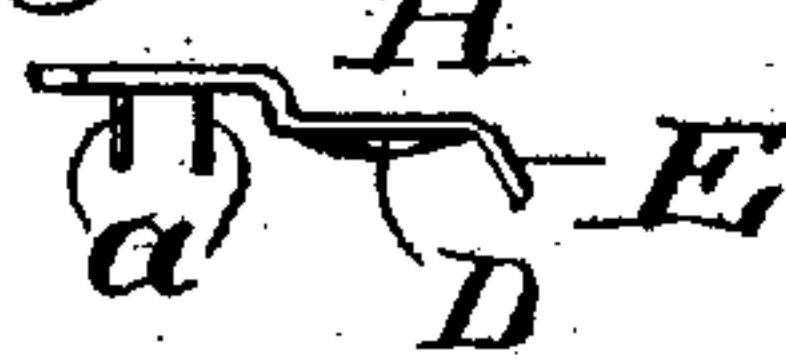


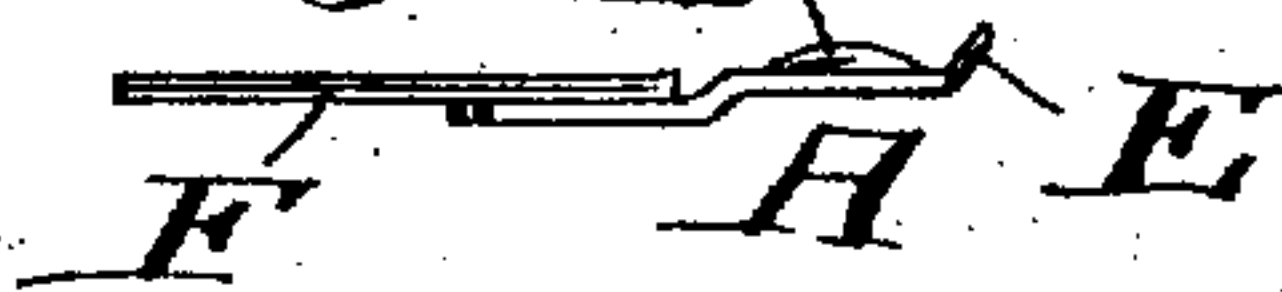
Fig. 4.



Fig. 5.



Fig. 6.



Witnesses:

George C. Hunter.
J. C. Adams.

Inventor:

Eugene Davis;

By Charles Turner Brown
att'y.

UNITED STATES PATENT OFFICE.

EUGENE DAVIS, OF CHICAGO, ILLINOIS.

TAB FOR SHEETS OF LEDGERS, &c.

No. 850,140.

Specification of Letters Patent.

Patented April 16, 1907.

Original application filed November 4, 1905, Serial No. 285,926. Divided and this application filed March 19, 1906. Serial No. 306,873.

To all whom it may concern:

Be it known that I, EUGENE DAVIS, a citizen of the United States, and a resident of Chicago, in the county of Cook and State of Illinois, have invented certain new and useful Improvements in Tabs for Sheets of Ledgers, Indexes, and other Books, of which the following, when taken in connection with the drawings accompanying and forming a part hereof, is a full and complete description, sufficient to enable those skilled in the art to which it pertains to understand, make, and use the same.

The tab embodying this invention is attached to the edge of a sheet of a ledger or other book and used for the purpose of finding names, accounts, or other things contained in such books, as is fully set forth in application Serial No. 285,926, filed November 4, 1905, for improvements in combined books and indexes, of which this application is a division.

In the drawings referred to, Figure 1 is a top plan view of a tab embodying this invention laid on a piece of gummed tape in position to be attached thereto. Fig. 2 is a bottom plan view of a tab embodying this invention attached to a piece of gummed tape. Fig. 3 is a side elevation of a tab embodying this invention ready to be attached to a piece of gummed tape. Fig. 4 is a side elevation of the tab illustrated in Figs. 1, 2, and 3, attached to a piece of gummed tape. Fig. 5 is a side elevation of the tab and tape embodying this invention as the same appear when attached to the edge of a sheet of paper. Fig. 6 is a side elevation, like Fig. 5, of the tab and tape embodying this invention as the same appear when attached to the edge of a sheet of paper with the under side thereof in Fig. 5 shown as the top side; and Fig. 7 is a top plan view of the tab and tape embodying this invention attached to the edge of a sheet of paper with a portion of such sheet.

A reference-letter applied to designate a given part is used to indicate such part throughout the several figures of the drawings wherever the same appears.

A is a tab made of sheet metal—as, say, tin or other rigid or stiff material.

a a are points punched up out of the body part of tab A by cutting the same on the full lines B B and bending the triangular piece or point *a* up on the line indicated by the broken lines C.

D is a depressed portion of tab A, by which an obverse and reverse side is obtained thereto.

E is the turned edge to the tab.

F is a piece of gummed tape, preferably of cloth.

G is a section or portion of a sheet of paper to which tab A and tape F are attached by being gummed thereto.

To attach the tab A to the tape F, the points *a a* are forced through the tape and turned down on the tape, as illustrated in Fig. 2 and 4. The tape is then attached to the edge of the sheet of paper by moistening the gummed portion thereof and pressing such gummed portion on the sheet in the ordinary way of attaching gummed tape to sheets. The tab A may be attached directly to a sheet of paper by forcing the points *a a* therethrough and turning them over on lines C C, respectively.

Having thus described my invention, what I claim as new, and desire to secure by Letters Patent, is—

1. A tab consisting of stiff material and provided with points punched up therefrom and a raised portion thereto, and a gummed tape through which the points of the tab are forced and onto the gummed side whereof such points are turned to secure the tab and tape together and to permit such tab to be attached to a sheet of paper and to project beyond the edge thereof, by gumming the tape to such sheet with the tab imposed on the tape; substantially as described.

2. A tab consisting of a metal plate provided with points punched up therefrom in combination with gummed tape, the points of the tab forced through such tape and turned over thereonto; substantially as described.

EUGENE DAVIS.

In presence of—

CHARLES TURNER BROWN,
CORA A. ADAMS.