

No. 849,677.

PATENTED APR. 9, 1907.

B. A. GROTE.

COMBINED TROUSERS CLASP AND BELT HOLDER.

APPLICATION FILED AUG. 15, 1906.

Fig. I.

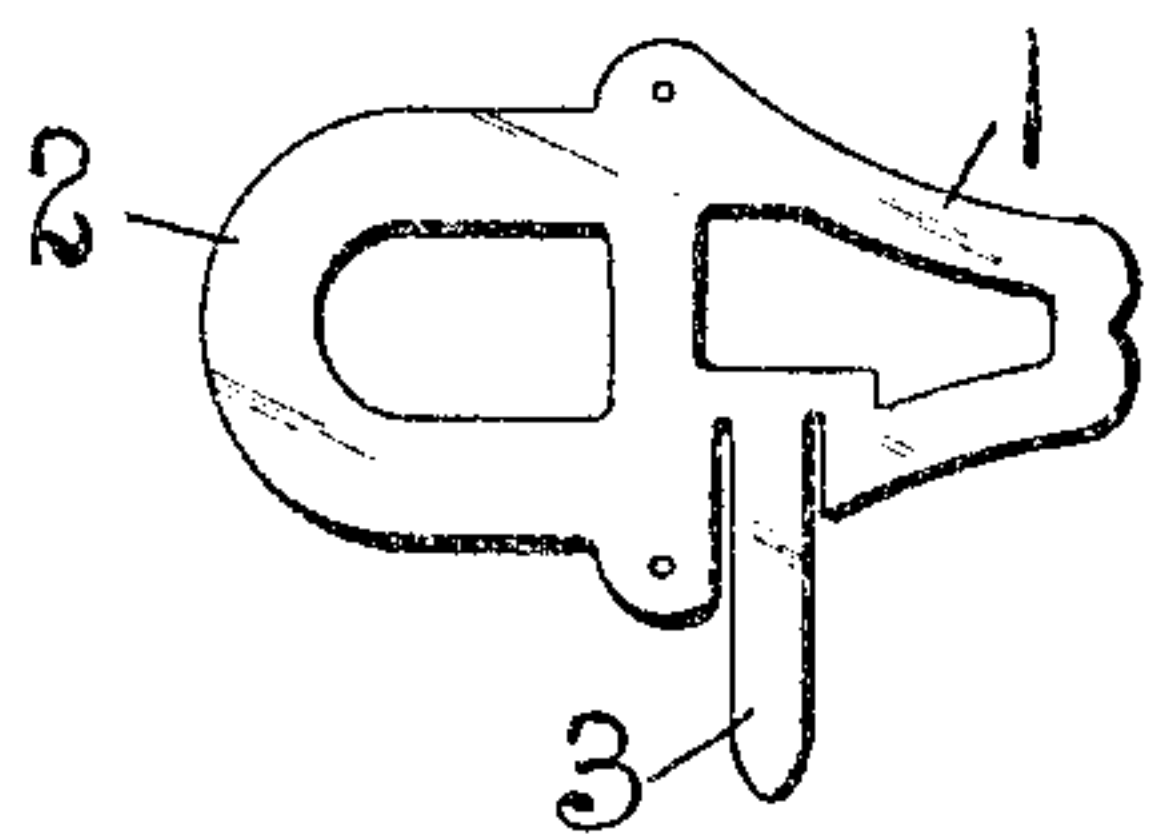


Fig. II.

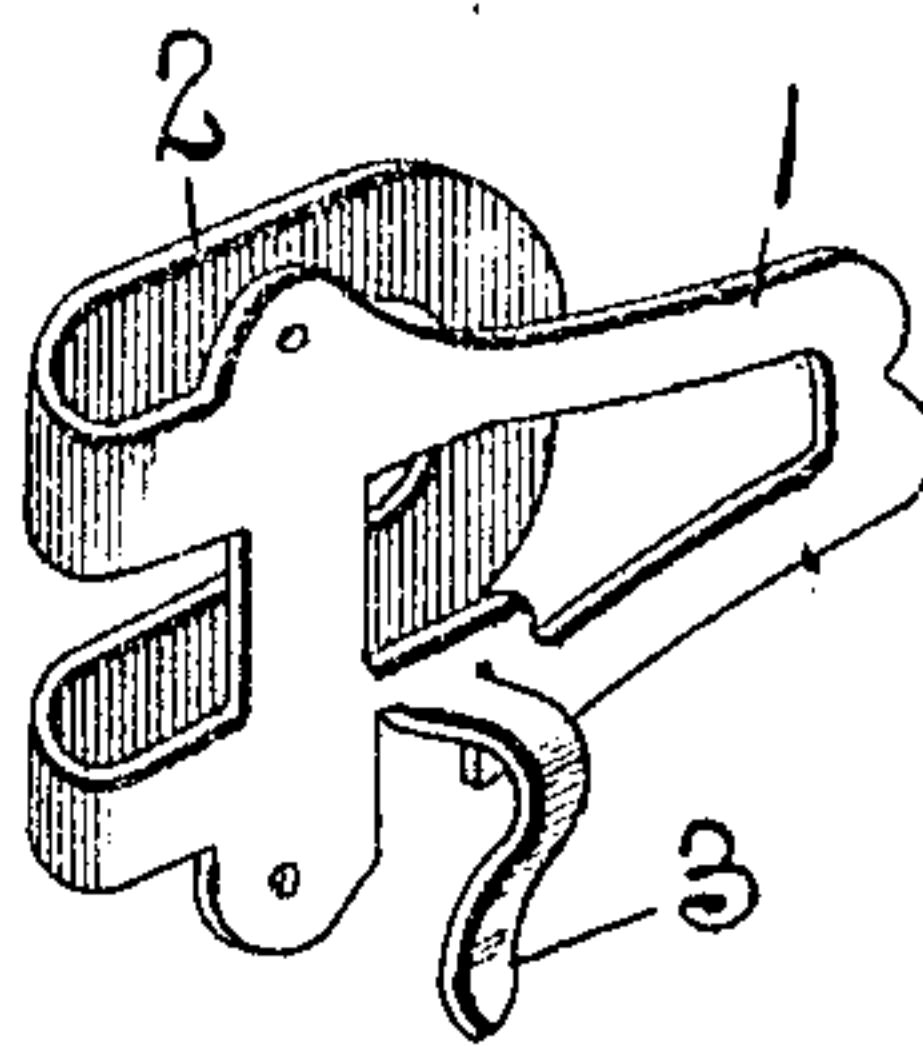
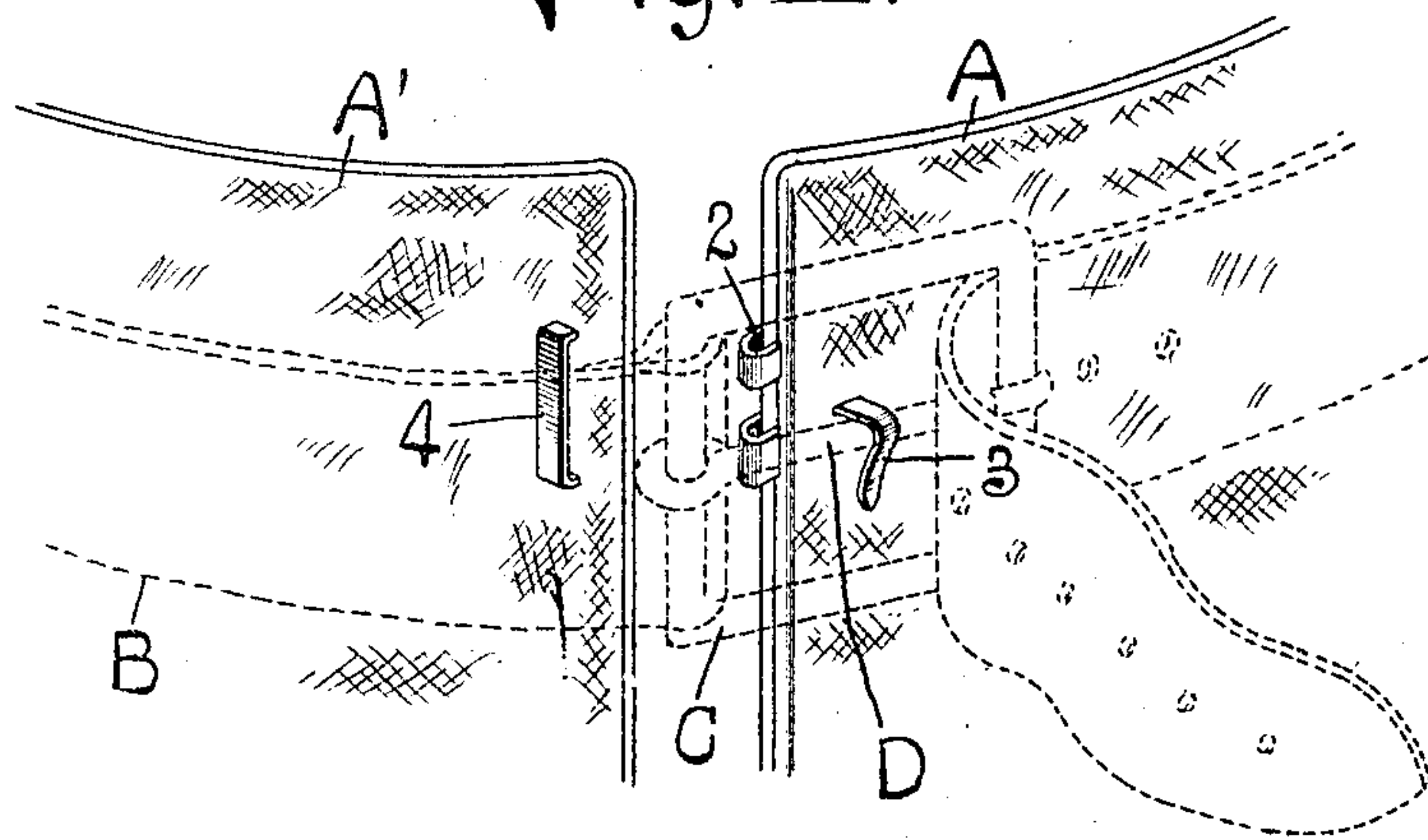


Fig. III.



Attest
a. j. m. Cauley.
[Signature]

Inventor:
Benj. A. Grote
by *[Signature]* Atty.

UNITED STATES PATENT OFFICE.

BENJAMIN A. GROTE, OF ST. LOUIS, MISSOURI.

COMBINED TROUSERS-CLASP AND BELT-HOLDER.

No. 849,677.

Specification of Letters Patent.

Patented April 9, 1907.

Application filed August 15, 1906. Serial No. 330,683.

To all whom it may concern:

Be it known that I, BENJAMIN A. GROTE, a citizen of the United States of America, residing in the city of St. Louis, in the State of Missouri, have invented certain new and useful Improvements in Combined Trousers-Clasps and Belt-Holders, of which the following is a full, clear, and exact description, reference being had to the accompanying drawings, forming part of this specification.

My invention relates to a clasp for holding the laps of men's trousers in closed condition and which is provided with means for attachment to the tongues of the buckles of belts used around the waist portion of the trousers for the purpose of supporting them on the body and whereby the belt is restrained from slipping from its proper position on the trousers.

Figure I is an elevation of the blank from which my combined clasp and belt-holder is produced. Fig. II is a perspective view of the clasp member to which my invention relates. Fig. III is a perspective view of the clasp and belt-holder shown applied to the laps of a pair of trousers, the meeting ends of a belt with a buckle being shown in dotted lines, the clasp being disengaged from its keeper and the holder engaged with the tongue of the buckle.

Referring first to Fig. III, A and A' designate the laps of a pair of trousers, and B is a belt, such as worn around trousers for their support, the belt being provided with the usual buckle C, having a tongue D. The belt and its buckle, which form no part of my invention *per se*, are illustrated in dotted lines.

1 designates the skeleton body of my clasp, which is adapted to be secured to the trousers-lap A by any suitable means, such as stitching it thereto, and 2 is a hook carried by said body, the body and hook being integral with each other and occupying positions approximately parallel with each other.

4 is a keeper suitably attached to the trousers-lap A' and adapted to receive the clasp-hook 2 when the trousers-laps are brought together or into overlapping positions.

The body of the clasp is provided at its lower edge with a depending prong 3, formed integral with said body and extending outwardly therefrom. This prong is adapted to be passed through the trousers-lap A when the clasp is applied to said lap and to project outwardly and downwardly from the face of said lap. The prong 3 of the clasp is curved inwardly at its free end and is adapted to receive the tongue of the belt-buckle when said belt is placed around the trousers, the buckle-tongue being located beneath the upper portion of the prong, thereby causing the prong to prevent upward movement of the buckle and restrain the belt from slipping in an upward direction, and off the trousers it is designed to bind to the body of the wearer of the trousers for the purpose of holding them suspended.

The combined clasp and belt-holder is produced from the blank illustrated in Fig. I, which is stamped in a single piece and in flat condition, after which it is bent into the combination seen in Fig. II. Numerals corresponding to those used in describing the completed article designate like parts in the blank.

I claim—

1. As a new article of manufacture, a trousers-clasp body, having a backwardly-extending hook, and a depending curved prong projecting outwardly and downwardly from said clasp-body in front of the hook and adapted to engage the tongue of a belt-buckle, substantially as and for the purpose set forth.

2. A trousers-clasp body, having a backwardly-extending hook, and a depending curved prong formed integral therewith and projecting outwardly and downwardly from said clasp-body in front of the hook and adapted to engage the tongue of a belt-buckle, substantially as and for the purpose set forth.

BENJAMIN A. GROTE.

In presence of—

E. S. KNIGHT,
WM. H. SCOTT.