

No. 849,603.

PATENTED APR. 9, 1907.

F. F. DOLESHY.
HOTEL REGISTER DESK.
APPLICATION FILED MAR. 17, 1906.

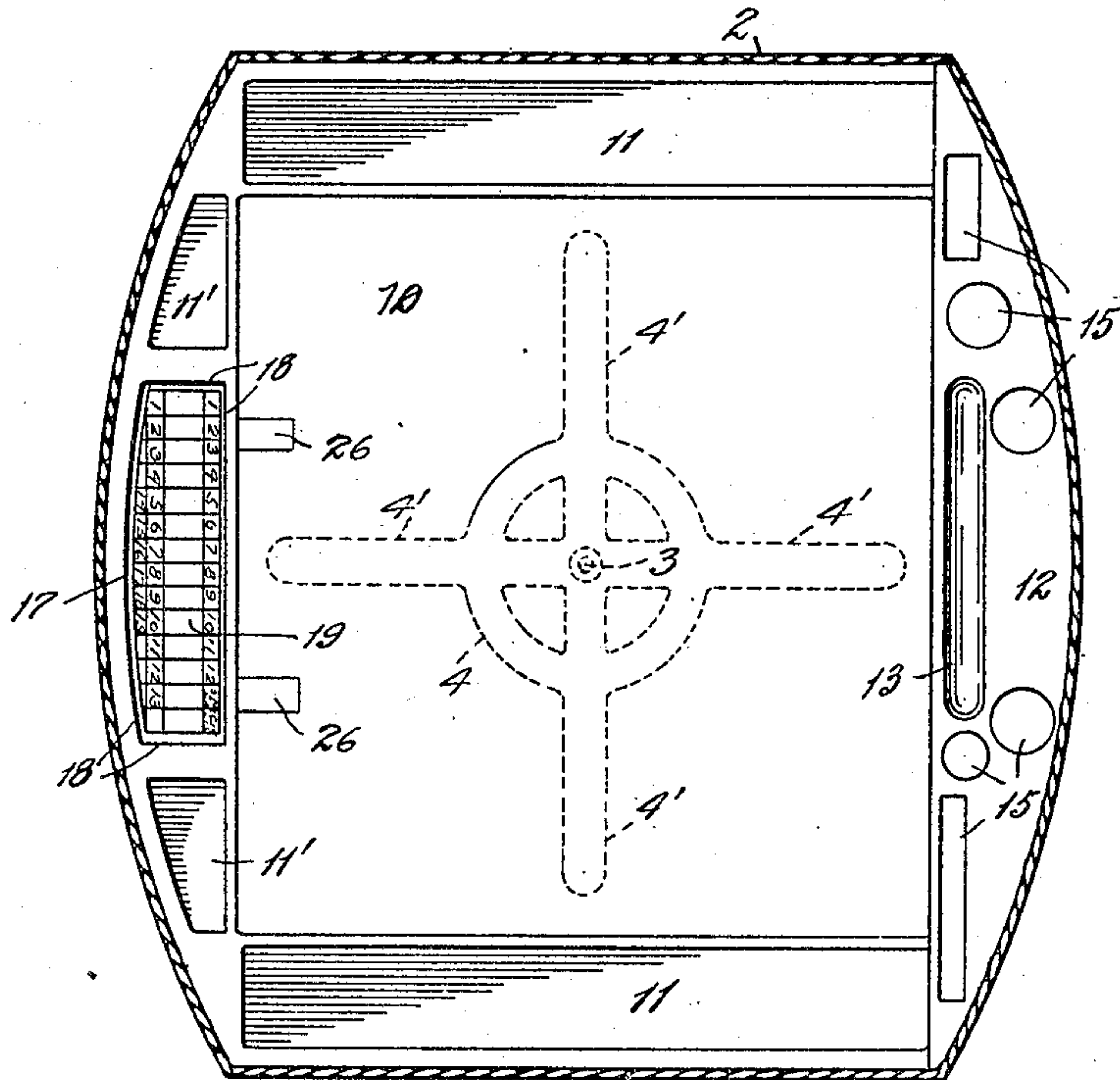


FIG. 1.

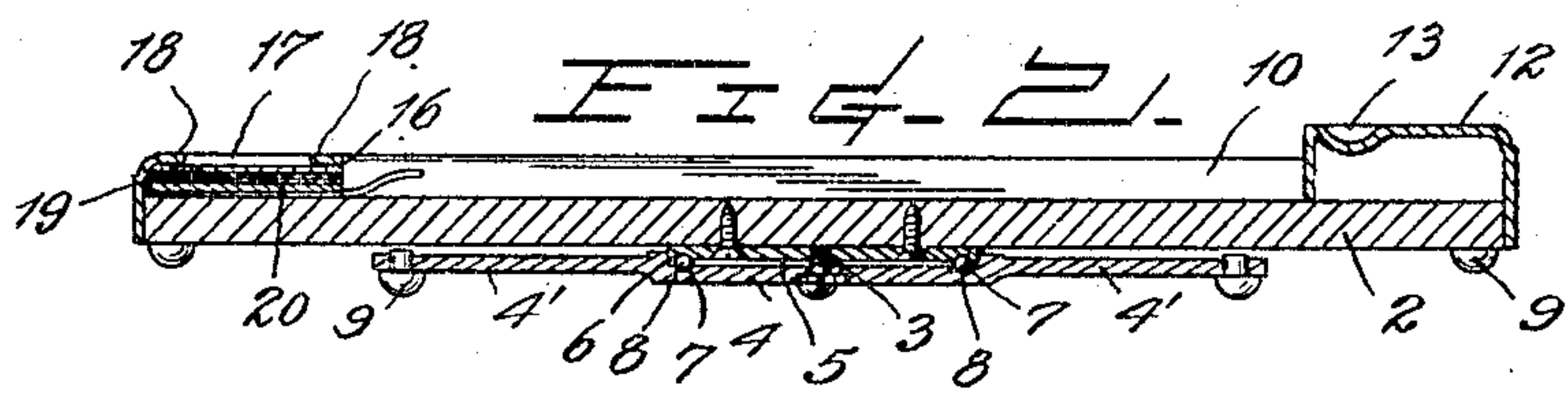


FIG. 2.

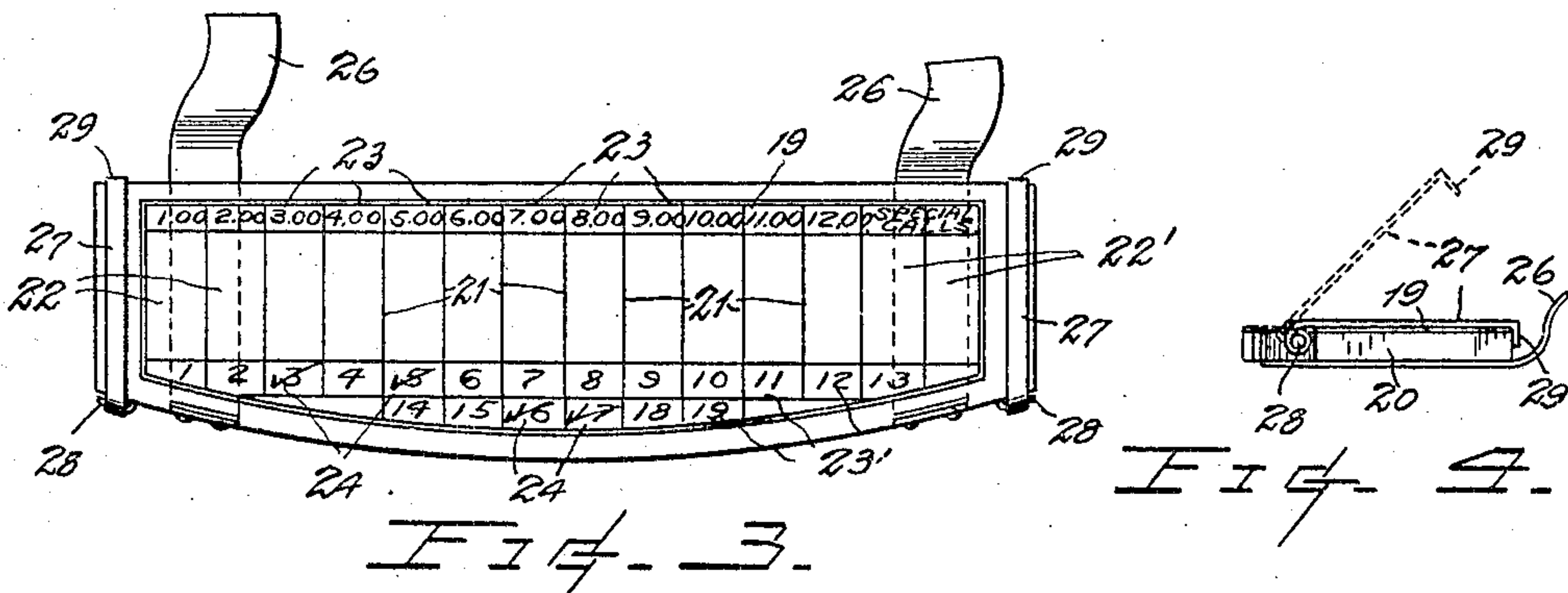


FIG. 3.

FIG. 4.

Witnesses
Paul Barnes.

Antone Jensen.

Inventor
F. F. Doleshy
By his Attorney
Pierre Barnes

UNITED STATES PATENT OFFICE.

FRANK F. DOLESHY, OF SEATTLE, WASHINGTON.

HOTEL-REGISTER DESK.

No. 849,603.

Specification of Letters Patent.

Patented April 9, 1907.

Application filed March 17, 1906. Serial No. 306,592.

To all whom it may concern:

Be it known that I, FRANK F. DOLESHY, a citizen of the United States, residing at Seattle, in the county of King and State of Washington, have invented certain new and useful Improvements in Hotel-Register Desks, of which the following is a specification, reference being had therein to the accompanying drawings, in which—

Figure 1 is a plan view of a hotel-register desk and showing an embodiment of the invention. Fig. 2 is a longitudinal vertical section of the same. Fig. 3 is a detached plan view of the call-sheet and holder therefor, and Fig. 4 is an end elevation of Fig. 3.

The object of this invention is the perfection of desks for hotel-registers and of the various accessories thereof by the provision of simple and conveniently-arranged devices whereby the offices of the hotel-clerk are greatly facilitated.

To these ends the invention consists in the novel construction and combination of parts, as will be hereinafter described, and pointed out in the appended claims.

In the drawings the reference-numeral 2 designates the table of the register-desk and is rotatably mounted by a pivotal screw 3 to a counter-support 4. To the under side of said table is fixedly secured a plate 5, having an annular groove 6, similar to an opposing one 7, which is provided in the support and in which grooves are disposed a number of anti-friction-balls 8. The support 4 to form an extended base is desirably made with radial arms 4', to which are attached downwardly-protruding knobs 9, of rubber or the like, to prevent the mutilation of the counter upon which the apparatus is placed. In the upper surface of the table is a recess 10 for the registry-book, (not shown,) and to each side thereof and also at the front end, respectively, are spaces 11 and 11', which may be employed for holding advertising matter and are desirably provided with glass or other transparent covering-panes. At the rear of the table is an elevated shelf 12, having therein a well 13 for penholders or the like and various apertures 15 to receive the ink-well, cards, toothpicks, matches, &c. At the front end of the table intermediate the aforesaid spaces 11' is a cavity 16, communicating with the book-recess 10 and having its top open, as at 17, within the inwardly-directed flanges 18. This cavity is for the reception

of the call-sheets 19 and the holder-block 20 therefor.

A call-sheet, as most clearly shown in Fig. 3, consists of a sheet of paper or its equivalent divided by ruled lines 21 into a plurality of columnar spaces 22 and 22', in which the clerk's memoranda, indicating, when demanded, the times at which the occupants of the various sleeping-rooms are to be awakened or otherwise served. Immediately above the several spaces 22 upon a sheet are numerals 23, denoting periods of times, which preferably are arranged progressively from "1" to "12" and, if desired, with intervening fractional parts thereof, as by quarter-hours. In addition to the thus numerically-denominated spaces the others, 22', may be employed for special services and may be correspondingly designated.

Along the foot, desirably, of a call-sheet is a series of numbers 23' or other characteristic marks designating the different guest-rooms, and as they are disposed of would in practice be checked off, as at 24, for example.

The manner of using the call-sheet in addition to that described for checking off the rooms is to write the numbers of the rooms in the columns appertaining to the times when the guests desire to be called.

A call-sheet or a number of such sheets are detachably secured upon the holder-block 20, which is adapted to be entered into the cavity 16 from the recess 10 and from which it may be withdrawn by pulling the connecting-tabs 26 when it is required to replace the previously-used sheet with others. The sheets are retained in position upon the block by means of straps 27, hinged to pivotal attachments 28, provided in close proximity to the opposite ends of the block, and these straps have at their free ends rectangular bends 29, adapted when closed down over the sheets to prevent the horizontal displacement of the latter. This manner of securing the call-sheets within the desk is especially advantageous by reason of the efficiency and the facility with which they can be changed.

Having described my invention, what I claim as new, and desire to secure by Letters Patent, is—

1. The combination, in a desk, of a supporting-frame, the table, said table being provided with a centrally-disposed recess for a registry-book, an elevated apertured shelf at one end of the table and an open-top cav-

ity at the other end which communicates with the recess, and a block adapted to be entered within the cavity from said recess and provided with hinged straps, whereby a call-sheet is secured thereto.

2. The combination in a desk, of a rotatable supporting-frame, the table, said table being provided with a centrally-disposed recess for a registry-book, an elevated apertured shelf at one end of the table and an open-top cavity at the other end which communicates with the recess, and a block adapted to be entered within the cavity from said recess and provided with means whereby a call-sheet may be secured thereto.

3. The combination in a desk, of a supporting-frame, antifriction-bearings between the frame and a rotatable table, the table, said table being provided with a centrally-disposed recess for a registry-book, an elevated apertured shelf at one end of the table and an open-top cavity at the other end which communicates with the recess, a block adapted to be entered within the cavity from said recess and provided with tabs and hinged straps, to receive a call-sheet which is marked into columns, time-indicating numerals and also with room-designating characters.

4. The combination in a desk, of a supporting-frame provided with radially-disposed arms severally provided with downwardly-protruding knobs, antifriction-bearings between the frame and a rotatable table, the table, said table being provided with a centrally-disposed recess for a registry-book, an elevated apertured shelf at one end of the table and an open-top cavity at the other end which communicates with the recess, a block adapted to be entered within the cavity from said recess and provided with tabs to receive hinged straps, and a call-sheet which is marked into columns, time-indicating numerals and also with room-designating characters.

5. In a registry-desk, the combination with the desk-table provided with a centrally-disposed recess and a cavity opening therefrom, of a block, tabs on the block, and straps having hooked ends and hinged to the block.

In testimony whereof I affix my signature in presence of two witnesses.

FRANK F. DOLESHY.

Witnesses:

PIERRE BARNES,
L. J. LINDLY.